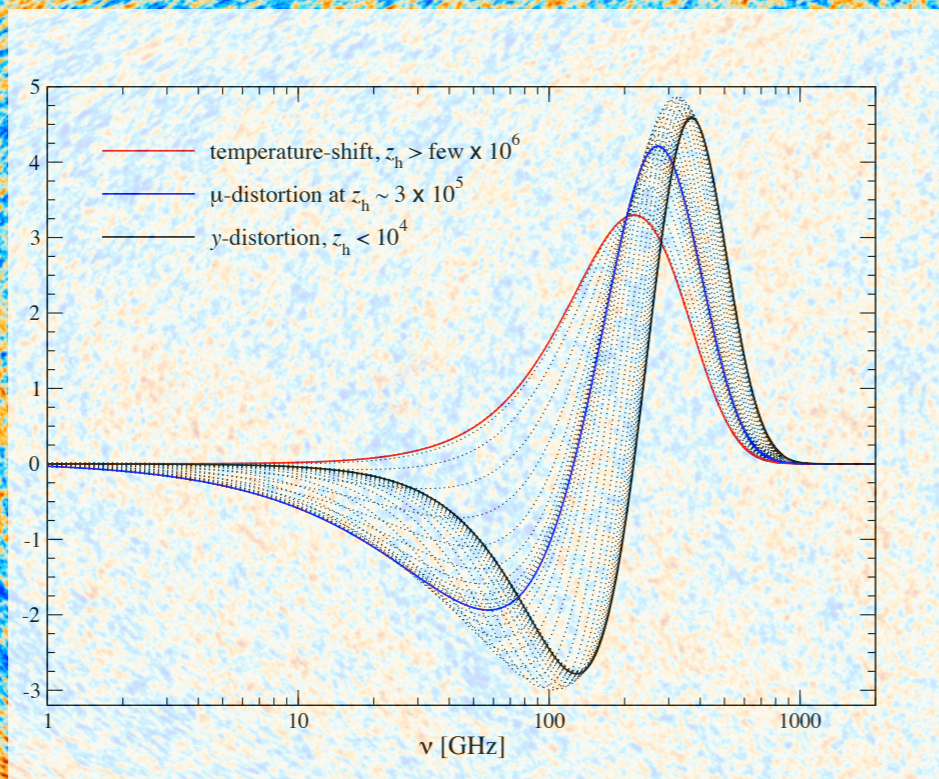
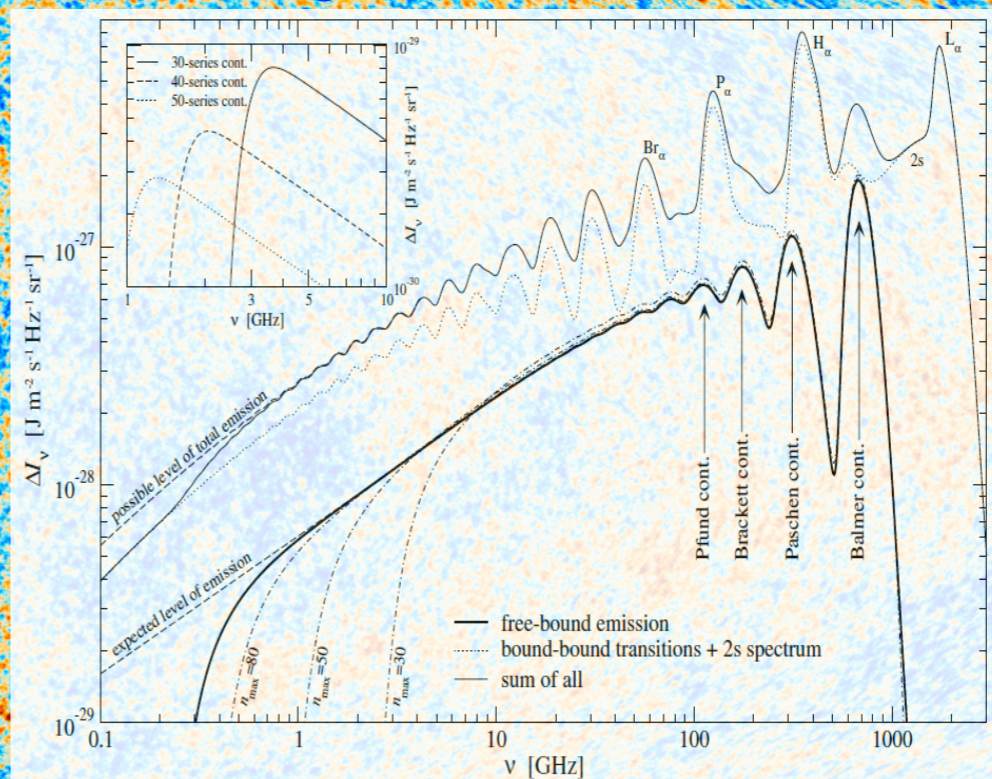


Cosmology Beyond Thermal Equilibrium: Future Steps with CMB* Spectral Distortions

Primordial Distortions



Cosmological Recombination lines



MANCHESTER
1824

The University of Manchester

Jens Chluba

XIIIth School of Cosmology: "CMB from A to Z"

Cargese, France, Nov. 12th-18th, 2017



* CMB \triangleq Cosmic Microwave Background

Main Goals of my Lectures

- Convince you that future CMB distortions science will be *extremely* exciting and lots of fun!
- Overview of experimental status and ideas
- Explain in detail how distortions evolve and thermalize
- Definition of different types of distortions (μ , y and r -type)
- Computations of spectral distortions
- Provide an overview for different sources of primordial distortions and what we might learn from them
- Show you why CMB spectral distortions provide a *complementary* probe of inflation and particle physics

Part I

Part II

Part III

References for the Theory of Spectral Distortions

- Early works
 - Zeldovich & Sunyaev, 1969, Ap&SS, 4, 301
 - Sunyaev & Zeldovich, 1970, Ap&SS, 7, 20
 - Illarionov & Sunyaev, 1975, Sov. Astr., 18, 413



Yakov Zeldovich



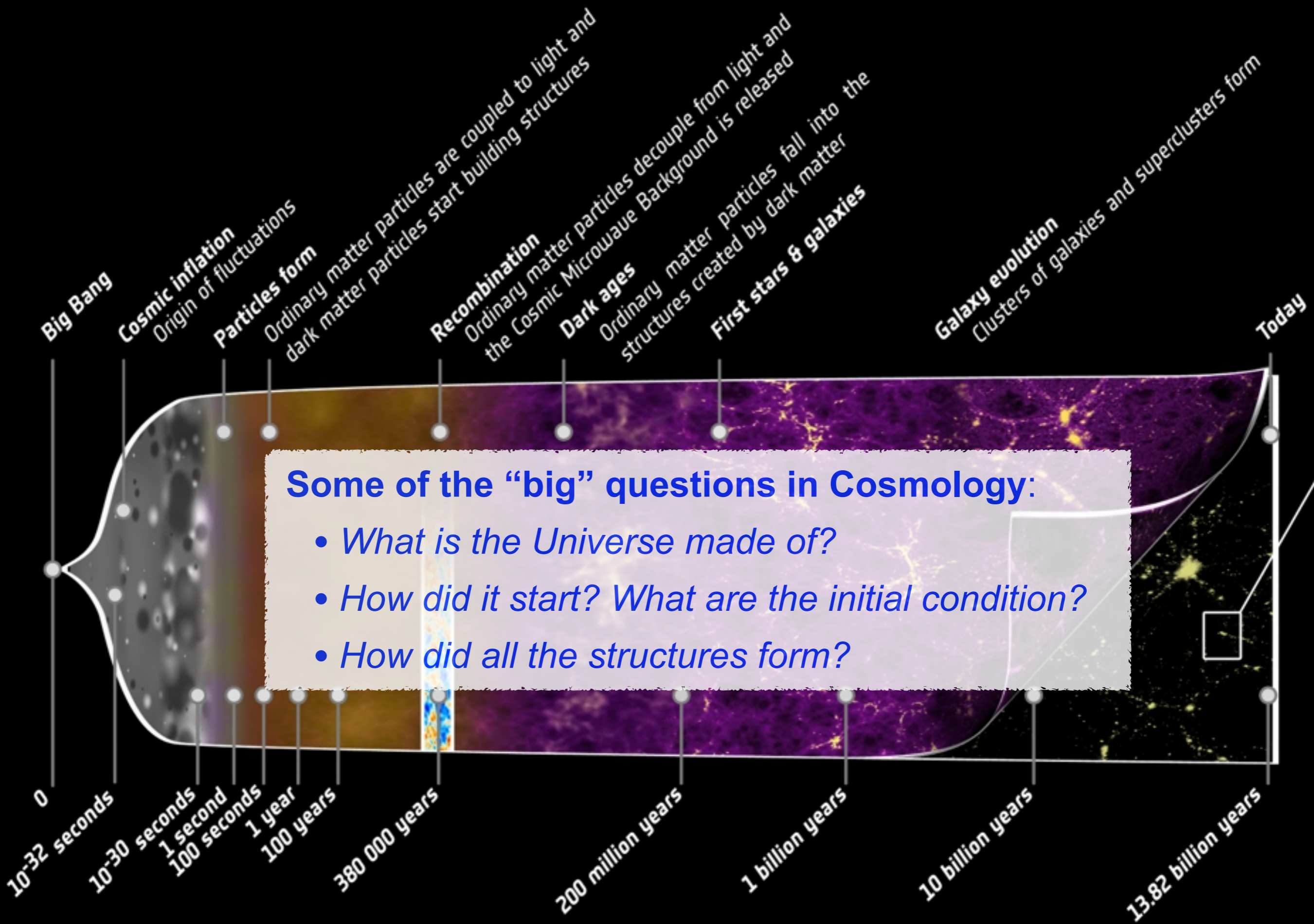
Rashid Sunyaev

References for the Theory of Spectral Distortions

- Early works
 - Zeldovich & Sunyaev, 1969, Ap&SS, 4, 301
 - Sunyaev & Zeldovich, 1970, Ap&SS, 7, 20
 - Illarionov & Sunyaev, 1975, Sov. Astr., 18, 413
- Additional important milestones
 - Danese & de Zotti, 1982, A&A, 107, 39
 - Burigana, Danese & de Zotti, 1991, ApJ, 379, 1
 - Hu & Silk, 1993, Phys. Rev. D, 48, 485
 - Hu, 1995, PhD thesis
- More recent overviews
 - Sunyaev & JC, 2009, AN, 330, 657
 - JC & Sunyaev, 2012, MNRAS, 419, 1294
 - JC, 2013, MNRAS, 436, 2232 & ArXiv:1405.6938

see also, CUSO Lecture notes at:
www.Chluba.de/Science

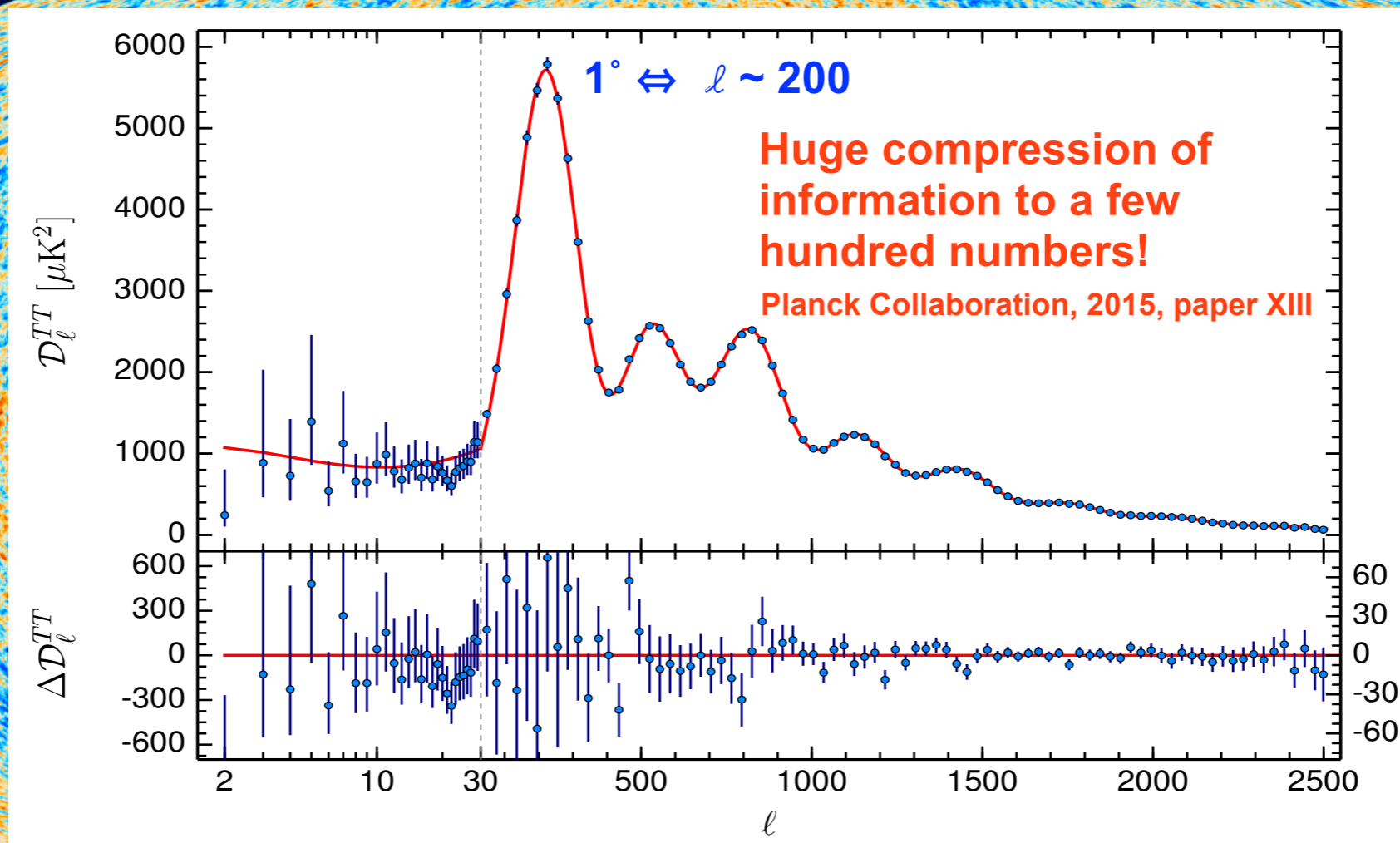
Part I: Why are CMB spectral distortions so interesting?



Some of the “big” questions in Cosmology:

- *What is the Universe made of?*
- *How did it start? What are the initial condition?*
- *How did all the structures form?*

Cosmic Microwave Background Anisotropies

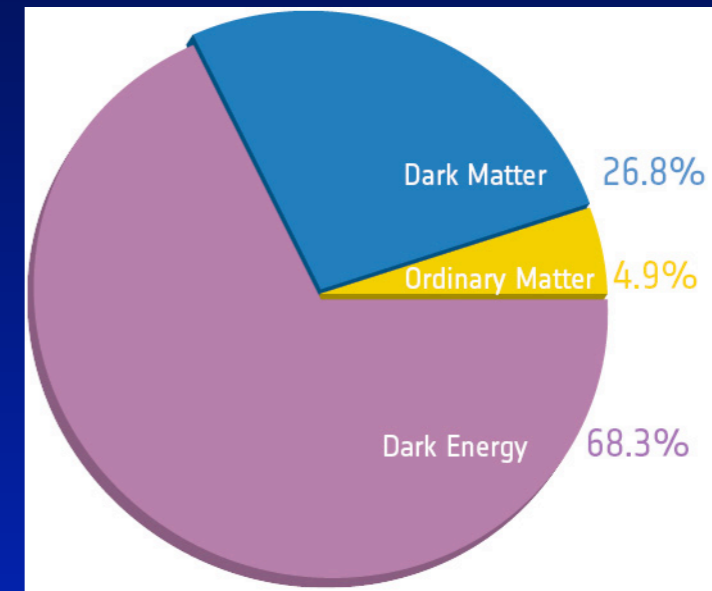


Planck all-sky
temperature map

- CMB has a blackbody spectrum in every direction
- tiny variations of the CMB temperature $\Delta T/T \sim 10^{-5}$

CMB anisotropies (with SN, LSS, etc...) clearly taught us a lot about the Universe we live in!

- Standard 6 parameter concordance cosmology with parameters known to percent level precision
- Gaussian-distributed adiabatic fluctuations with nearly scale-invariant power spectrum over a wide range of scales
- cold dark matter (“CDM”)
- accelerated expansion today (“ Λ ”)
- Standard BBN scenario $\rightarrow N_{\text{eff}}$ and Y_p
- Standard ionization history $\rightarrow N_e(z)$



Parameter	TT+lowP 68 % limits	TT+lowP+lensing 68 % limits	TT+lowP+lensing+ext 68 % limits	TT,TE,EE+lowP 68 % limits	TT,TE,EE+lowP+lensing 68 % limits	TT,TE,EE+lowP+lensing+ext 68 % limits
$\Omega_b h^2$	0.02222 ± 0.00023	0.02226 ± 0.00023	0.02227 ± 0.00020	0.02225 ± 0.00016	0.02226 ± 0.00016	0.02230 ± 0.00014
$\Omega_c h^2$	0.1197 ± 0.0022	0.1186 ± 0.0020	0.1184 ± 0.0012	0.1198 ± 0.0015	0.1193 ± 0.0014	0.1188 ± 0.0010
$100\theta_{\text{MC}}$	1.04085 ± 0.00047	1.04103 ± 0.00046	1.04106 ± 0.00041	1.04077 ± 0.00032	1.04087 ± 0.00032	1.04093 ± 0.00030
τ	0.078 ± 0.019	0.066 ± 0.016	0.067 ± 0.013	0.079 ± 0.017	0.063 ± 0.014	0.066 ± 0.012
$\ln(10^{10} A_s)$	3.089 ± 0.036	3.062 ± 0.029	3.064 ± 0.024	3.094 ± 0.034	3.059 ± 0.025	3.064 ± 0.023
n_s	0.9655 ± 0.0062	0.9677 ± 0.0060	0.9681 ± 0.0044	0.9645 ± 0.0049	0.9653 ± 0.0048	0.9667 ± 0.0040

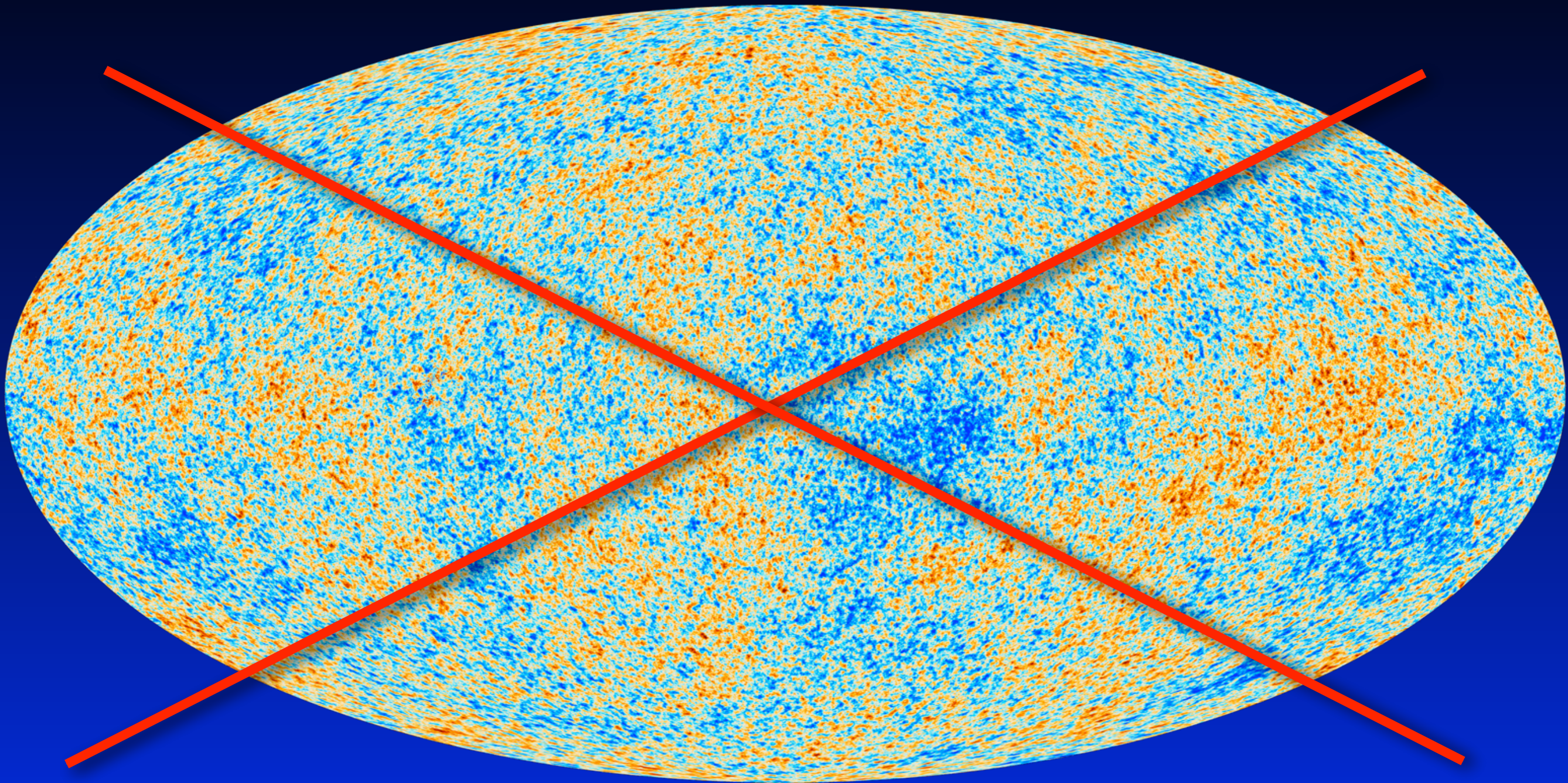
What are the *main* next targets for CMB anisotropies?

- CMB temperature power spectrum kind of finished...
- E modes cosmic variance limited to high- l
 - better constraint on τ from large scale E modes
 - refined CMB damping tail science from small-scale E modes
 - CMB lensing and de-lensing of primordial B-modes
- primordial B modes
 - detection of $r \sim 10^{-3}$ (*energy scale of inflation*)
 - upper limit on $n_T < O(0.1)$ as additional 'proof of inflation'
- CMB anomalies
 - stationarity of E and B-modes, lensing potential, etc across the sky
- SZ cluster science
 - large cluster samples and (individual) high-res cluster measurements

→ CORE
→ PIXIE
→ Litebird
→ CMB S4
→ PICO

A bright and exciting future with lots of competition!

Cosmic Microwave Background Anisotropies



Planck all-sky
temperature map

- CMB has a blackbody spectrum in every direction
- tiny variations of the CMB temperature $\Delta T/T \sim 10^{-5}$

CMB provides another independent piece of information!

COBE/FIRAS

$$T_0 = (2.726 \pm 0.001) \text{ K}$$

Absolute measurement required!

One has to go to space...

Mather et al., 1994, ApJ, 420, 439


Fixsen et al., 1996, ApJ, 473, 576

Fixsen, 2003, ApJ, 594, 67

Fixsen, 2009, ApJ, 707, 916

- CMB monopole is 10000 - 100000 times larger than the fluctuations

COBE / FIRAS (Far InfraRed Absolute Spectrophotometer)



$$T_0 = 2.725 \pm 0.001 \text{ K}$$

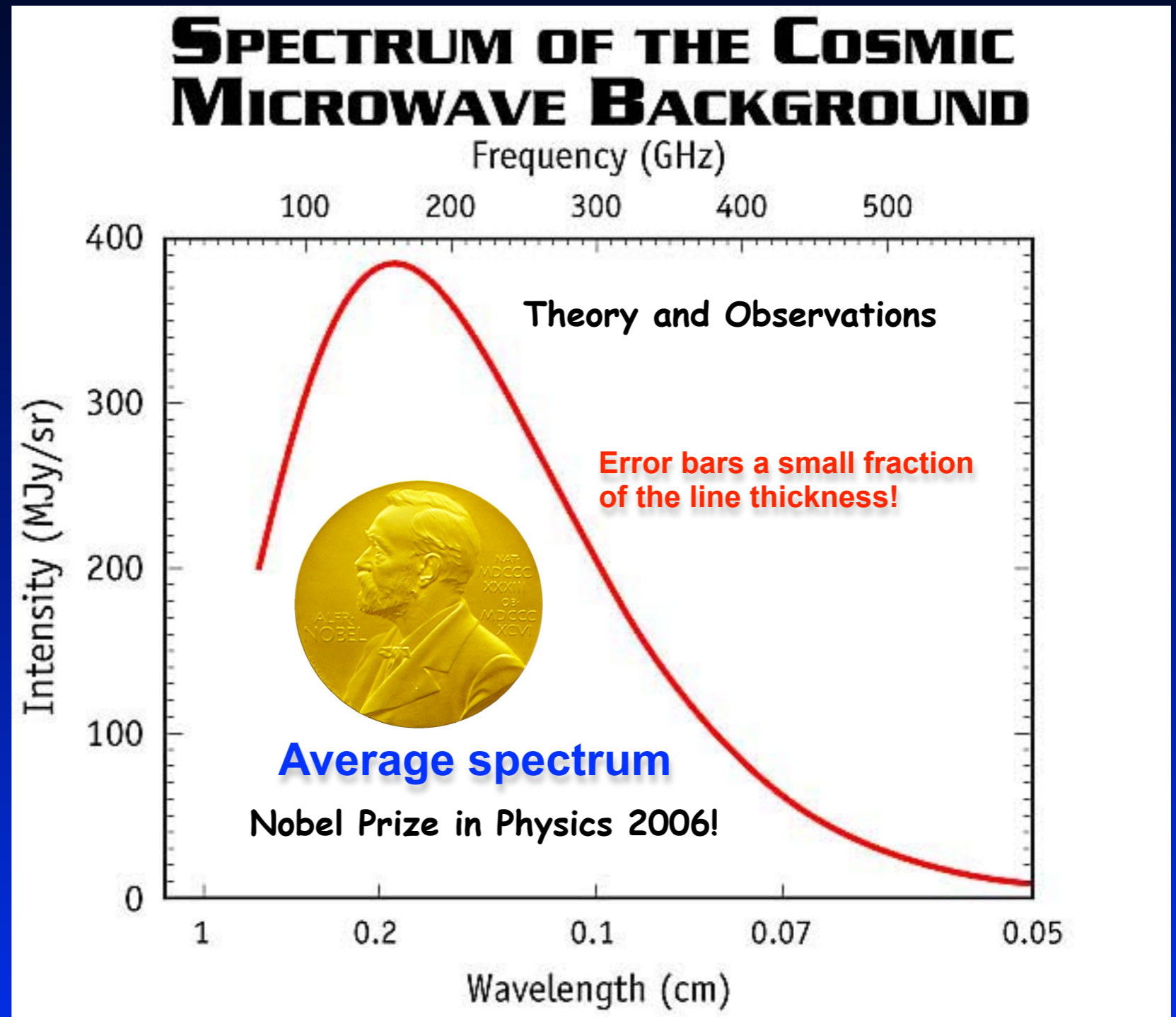
$$|y| \leq 1.5 \times 10^{-5}$$

$$|\mu| \leq 9 \times 10^{-5}$$

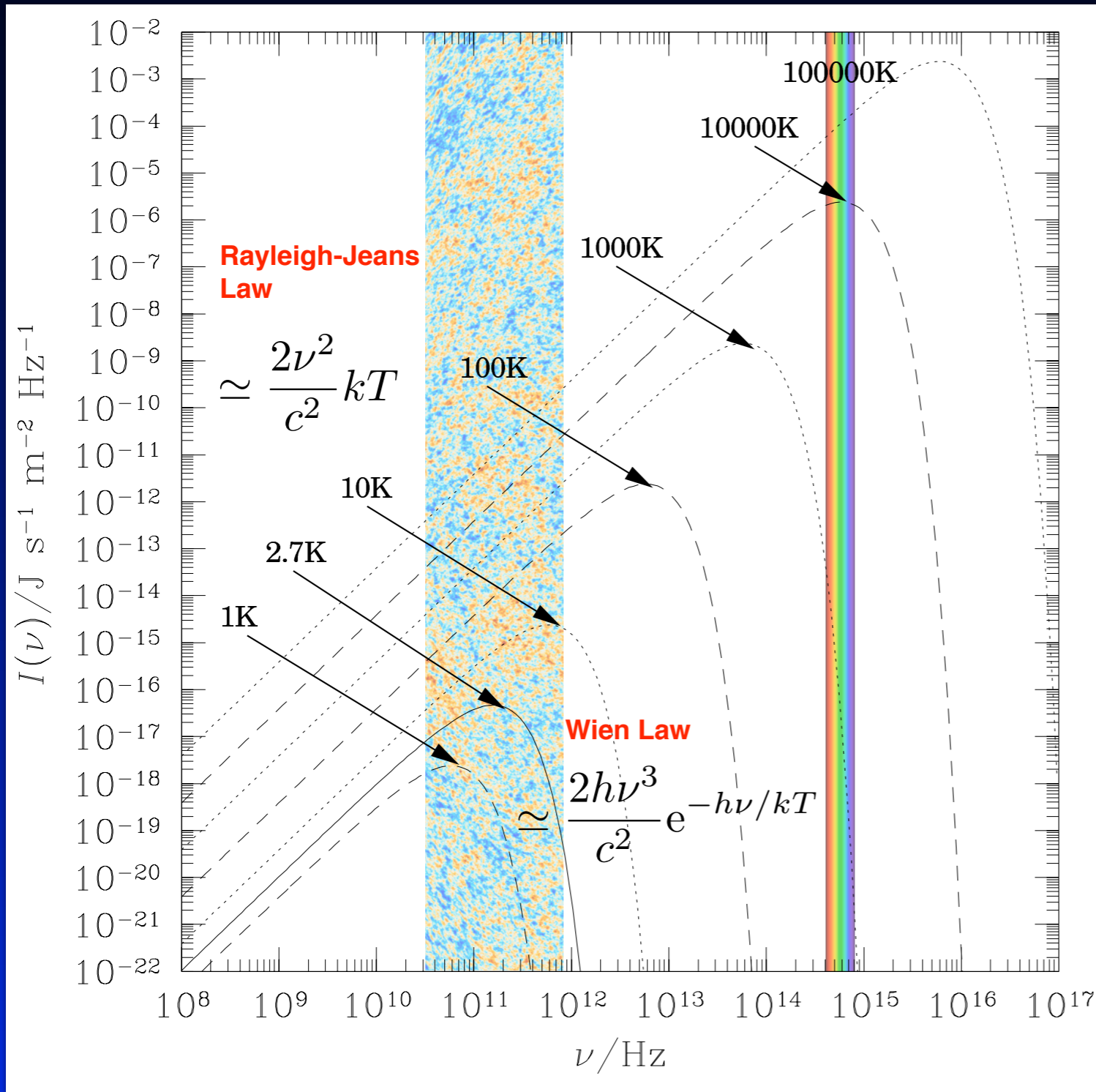
Mather et al., 1994, ApJ, 420, 439

Fixsen et al., 1996, ApJ, 473, 576

Fixsen et al., 2003, ApJ, 594, 67



Simple Blackbody Properties



$$B_\nu(T) = \frac{2h\nu^3}{c^2} n_\nu(T)$$

$$= \frac{2h}{c^2} \frac{\nu^3}{e^{h\nu/kT} - 1}$$

$$= I_o \frac{x^3}{e^x - 1}$$

$$I_o = \frac{2h}{c^2} \left(\frac{kT}{h} \right)^3$$

$$\approx 270 \text{ MJy sr}^{-1} \left[\frac{T}{2.725\text{K}} \right]^3$$

(1 Jy = $10^{-26} \text{ J s}^{-1} \text{ m}^{-2} \text{ Hz}^{-1}$)

$$x = \frac{h\nu}{kT} \quad (\text{Independent of redshift})$$

$$\nu_{\text{max}} \approx 58.8 \text{ GHz K}^{-1} T \approx 160 \text{ GHz} \left[\frac{T}{2.725 \text{ K}} \right] \leftrightarrow x_{\text{max}} \approx 2.821$$

Why should one expect some spectral distortion?

Full thermodynamic equilibrium (certainly valid at very high redshift)

- CMB has a blackbody spectrum at every time (not affected by expansion)
- Photon number density and energy density determined by temperature T_γ

$$T_\gamma \sim 2.726 (1+z) \text{ K}$$

$$N_\gamma \sim 411 \text{ cm}^{-3} (1+z)^3 \sim 2 \times 10^9 N_b \text{ (entropy density dominated by photons)}$$

$$\rho_\gamma \sim 5.1 \times 10^{-7} m_e c^2 \text{ cm}^{-3} (1+z)^4 \sim \rho_b \times (1+z) / 925 \sim 0.26 \text{ eV cm}^{-3} (1+z)^4$$

Perturbing full equilibrium by

- Energy injection (interaction *matter* \leftrightarrow *photons*)
- Production of (energetic) photons and/or particles (i.e. change of entropy)
 - **CMB spectrum deviates from a pure blackbody**
 - **thermalization process (partially) erases distortions**
(Compton scattering, double Compton and Bremsstrahlung in the expanding Universe)

Measurements of CMB spectrum place very tight limits on the thermal history of our Universe!

Some simple statements about distortions

- Start with blackbody: T_γ , $N_\gamma^{\text{bb}}(T_\gamma) \propto T_\gamma^3$, and $\rho_\gamma^{\text{bb}}(T_\gamma) \propto T_\gamma^4$
- Inject photons (isotropic): ΔN_ν , $\Delta N_\gamma = (4\pi/c) \int \Delta N_\nu d\nu > 0$
 $\Delta \rho_\gamma = (4\pi/c) \int h\nu \Delta N_\nu d\nu > 0$
- Effective temperatures: $T_N^* = \left(\frac{h^3 c^3 N_\gamma}{16\pi k^3 \zeta(3)} \right)^{1/3} \approx T_\gamma \left(1 + \frac{1}{3} \frac{\Delta N_\gamma}{N_\gamma^{\text{bb}}} \right) > T_\gamma$
 $N_\gamma \equiv N_\gamma^{\text{bb}}(T_N^*)$
 $\rho_\gamma \equiv \rho_\gamma^{\text{bb}}(T_\rho^*) \implies T_\rho^* = \left(\frac{15 h^3 c^3 \rho_\gamma}{8\pi^5 k^4} \right)^{1/4} \approx T_\gamma \left(1 + \frac{1}{4} \frac{\Delta \rho_\gamma}{\rho_\gamma^{\text{bb}}} \right) > T_\gamma.$
- For blackbody: $T_N^* = T_\rho^* \implies \boxed{\frac{\Delta \rho_\gamma}{\rho_\gamma^{\text{bb}}} \approx \frac{4}{3} \frac{\Delta N_\gamma}{N_\gamma^{\text{bb}}}}$
- This is a *necessary* condition if you do not want to distort the CMB!
- *Energy release alone inevitably* creates distortions (need additional photons)

Another simple example: δ -function photon injection

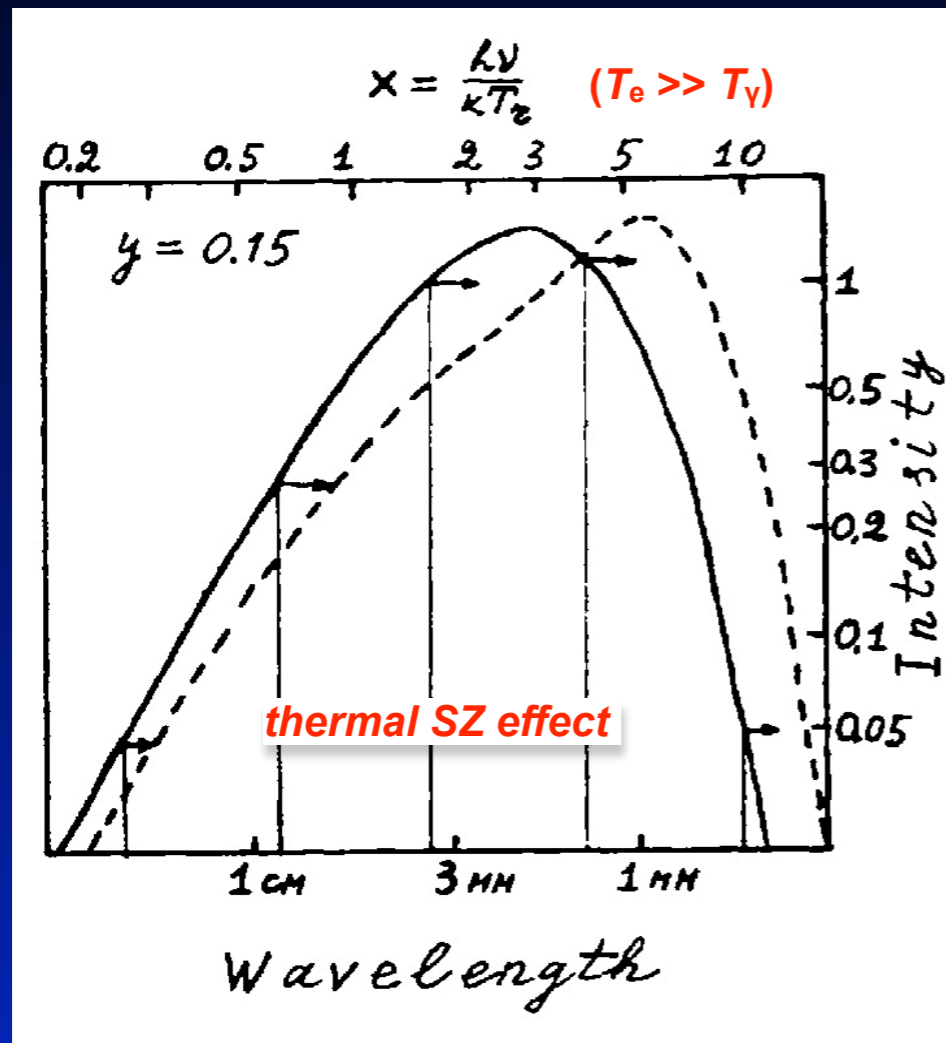
- Assume: $\Delta N_\nu = \frac{c\Delta N_\gamma}{4\pi} \delta(\nu - \nu_0) \implies \Delta\rho_\gamma = h\nu_0 \Delta N_\gamma$
- Then $\frac{\Delta\rho_\gamma}{\rho_\gamma^{\text{bb}}} = h\nu_0 \frac{\Delta N_\gamma}{\rho_\gamma^{\text{bb}}} = \frac{h\nu_0}{2.7kT_\gamma} \frac{\Delta N_\gamma}{N_\gamma^{\text{bb}}} \equiv \frac{4}{3} \frac{\Delta N_\gamma}{N_\gamma^{\text{bb}}} \implies \frac{h\nu_c}{kT_\gamma} \approx 3.6$
$$\nu_c \simeq 3.6 kT_\gamma/h \simeq 204.5 (1+z) \text{ GHz}$$
- Injection at $\nu = \nu_c \implies$ *only need to redistribute photons over energy*
- Injection at $\nu < \nu_c \implies$ *need more energy / absorb photons*
- Injection at $\nu > \nu_c \implies$ *need to add photon / cool photon field*

The thermalization problem really is about redistributing photons over energy and adjusting their number!

Question: *Is there enough time to restore full equilibrium?*

Standard types of primordial CMB distortions

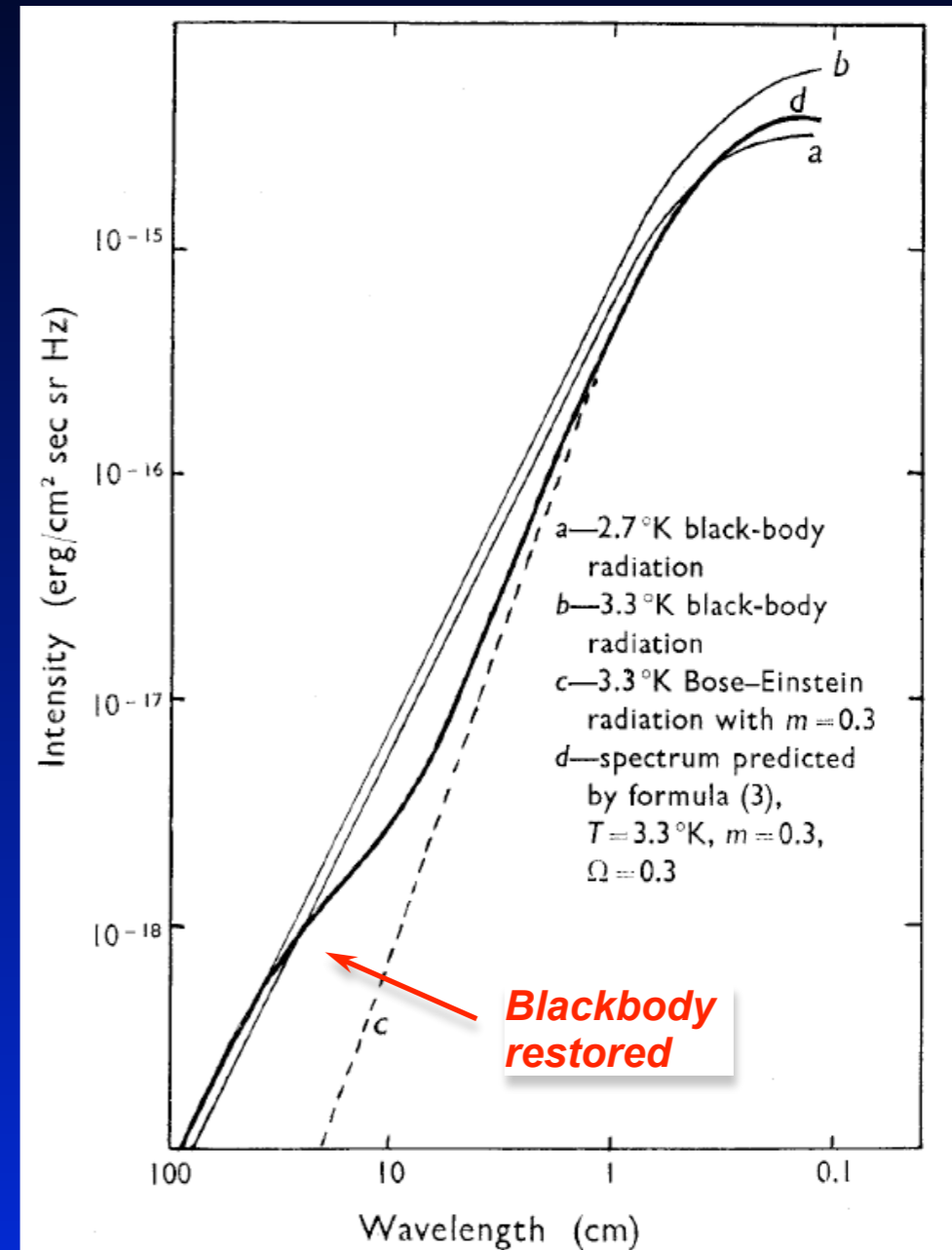
Compton y -distortion



Sunyaev & Zeldovich, 1980, ARAA, 18, 537

- also known from thSZ effect
- up-scattering of CMB photon
- important at late times ($z < 50000$)
- scattering 'inefficient'

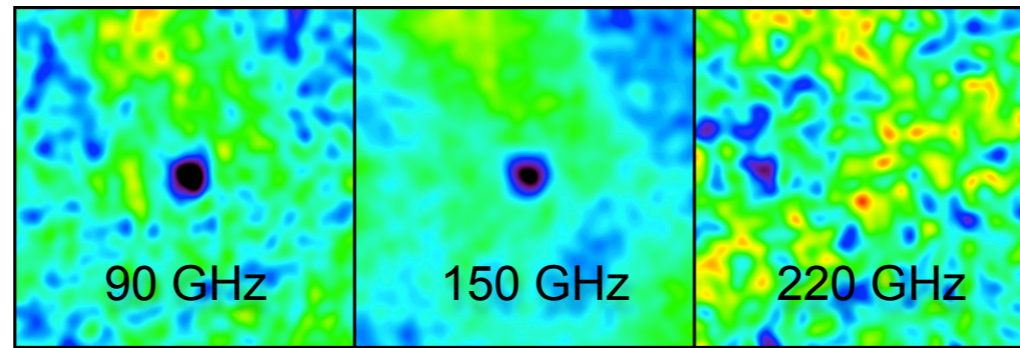
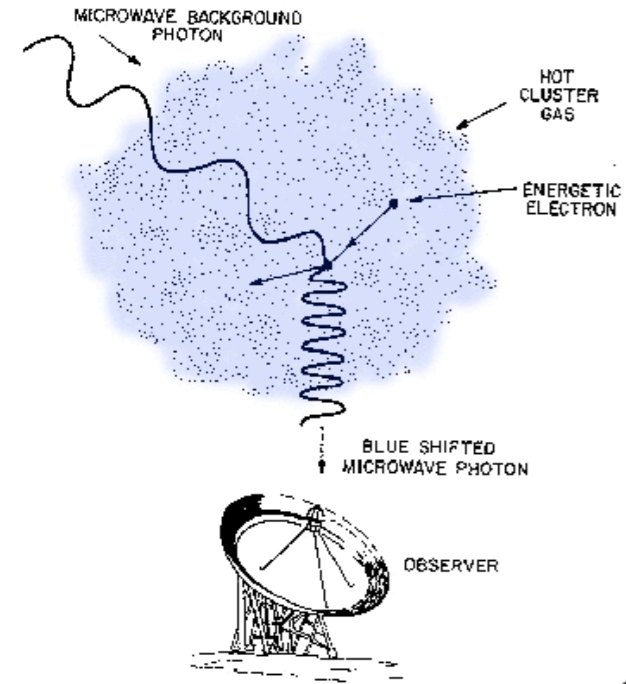
Chemical potential μ -distortion




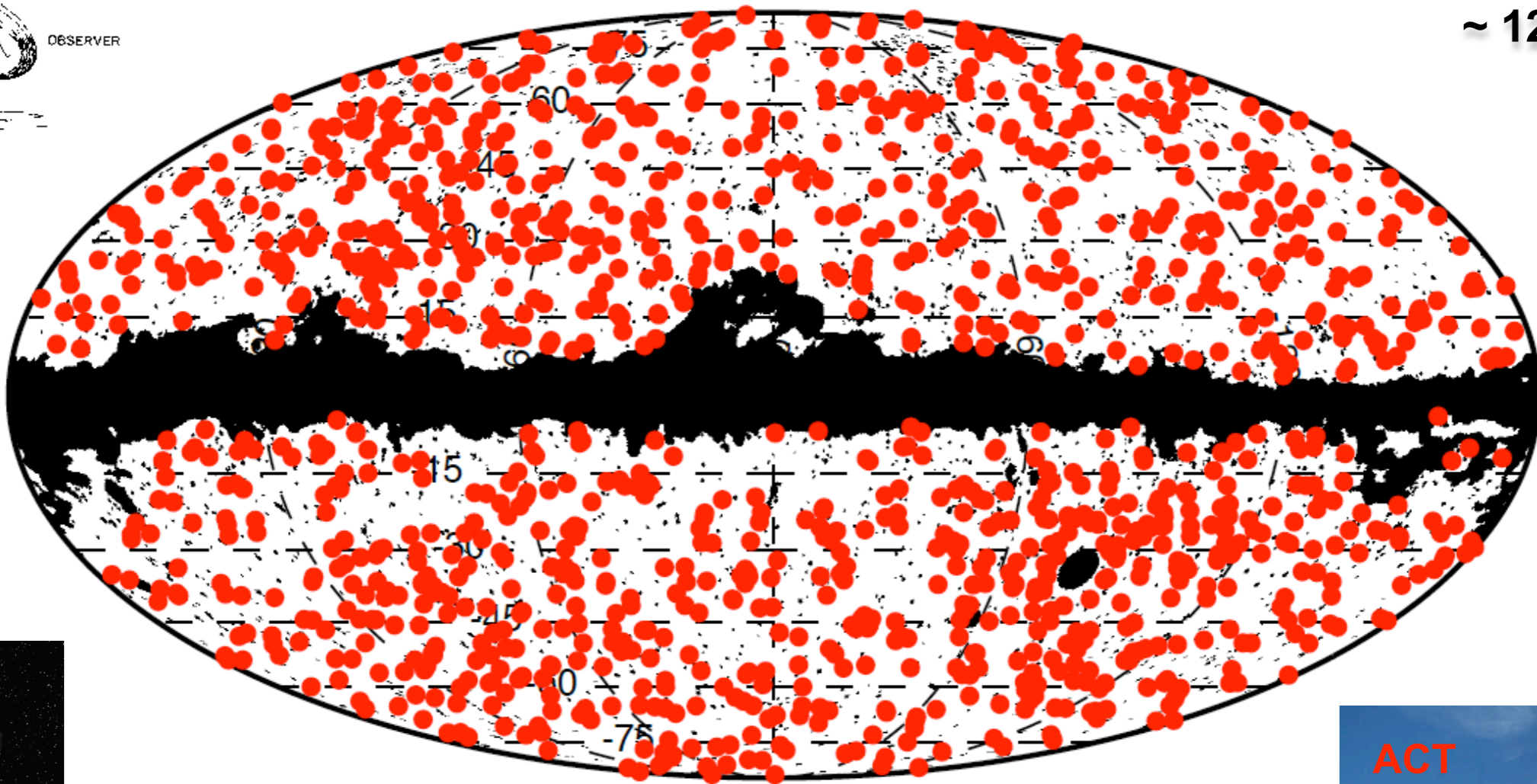
Sunyaev & Zeldovich, 1970, ApSS, 2, 66

- important at very times ($z > 50000$)
- scattering 'very efficient'

Thermal SZ effect is now routinely observed!



~ 1230 objects

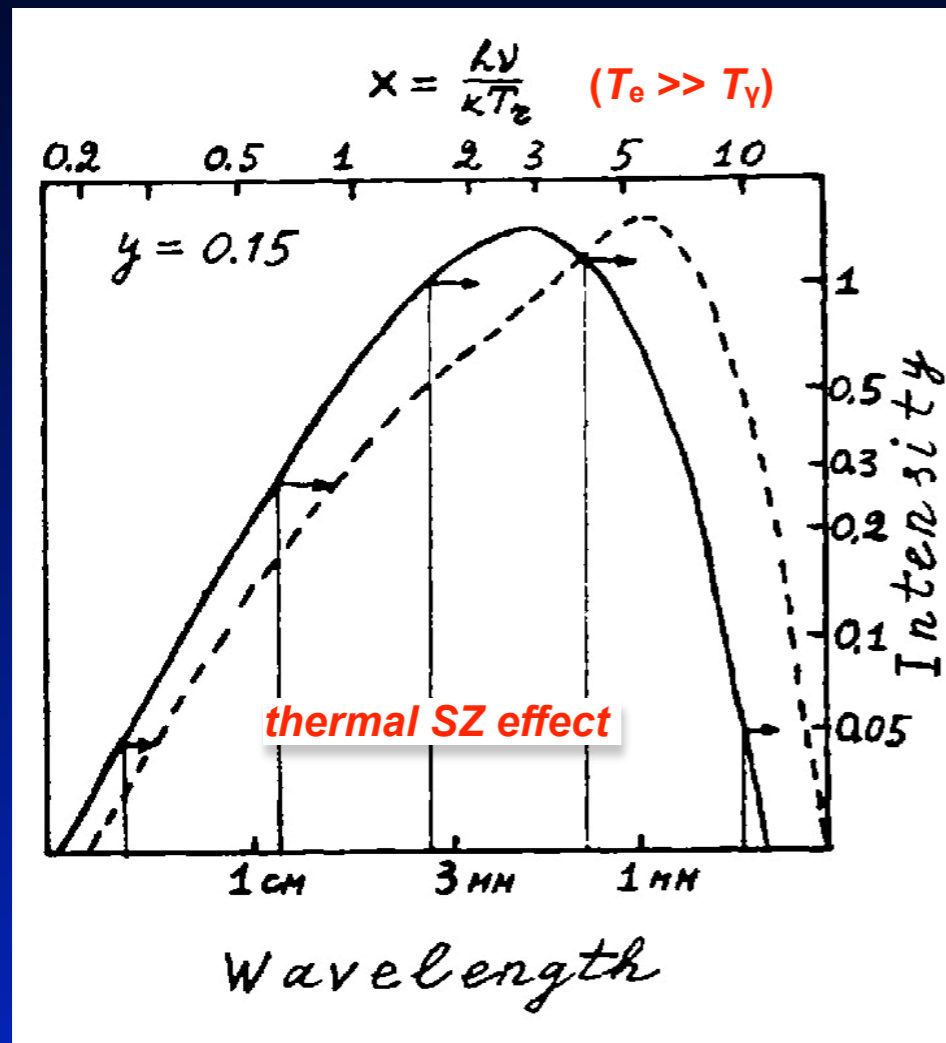


Planck Collaboration, 2013, paper XXIV



Standard types of primordial CMB distortions

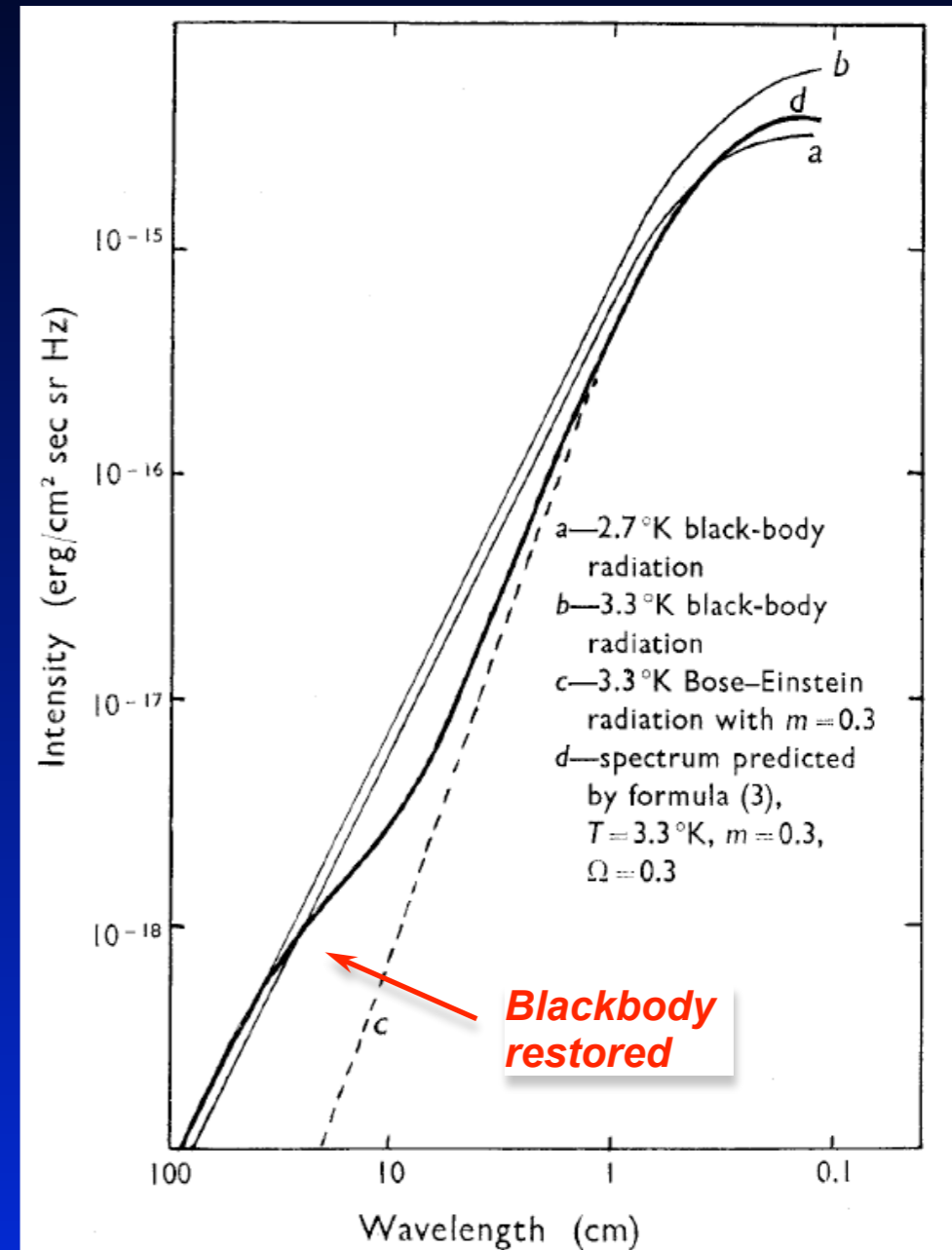
Compton y -distortion



Sunyaev & Zeldovich, 1980, ARAA, 18, 537

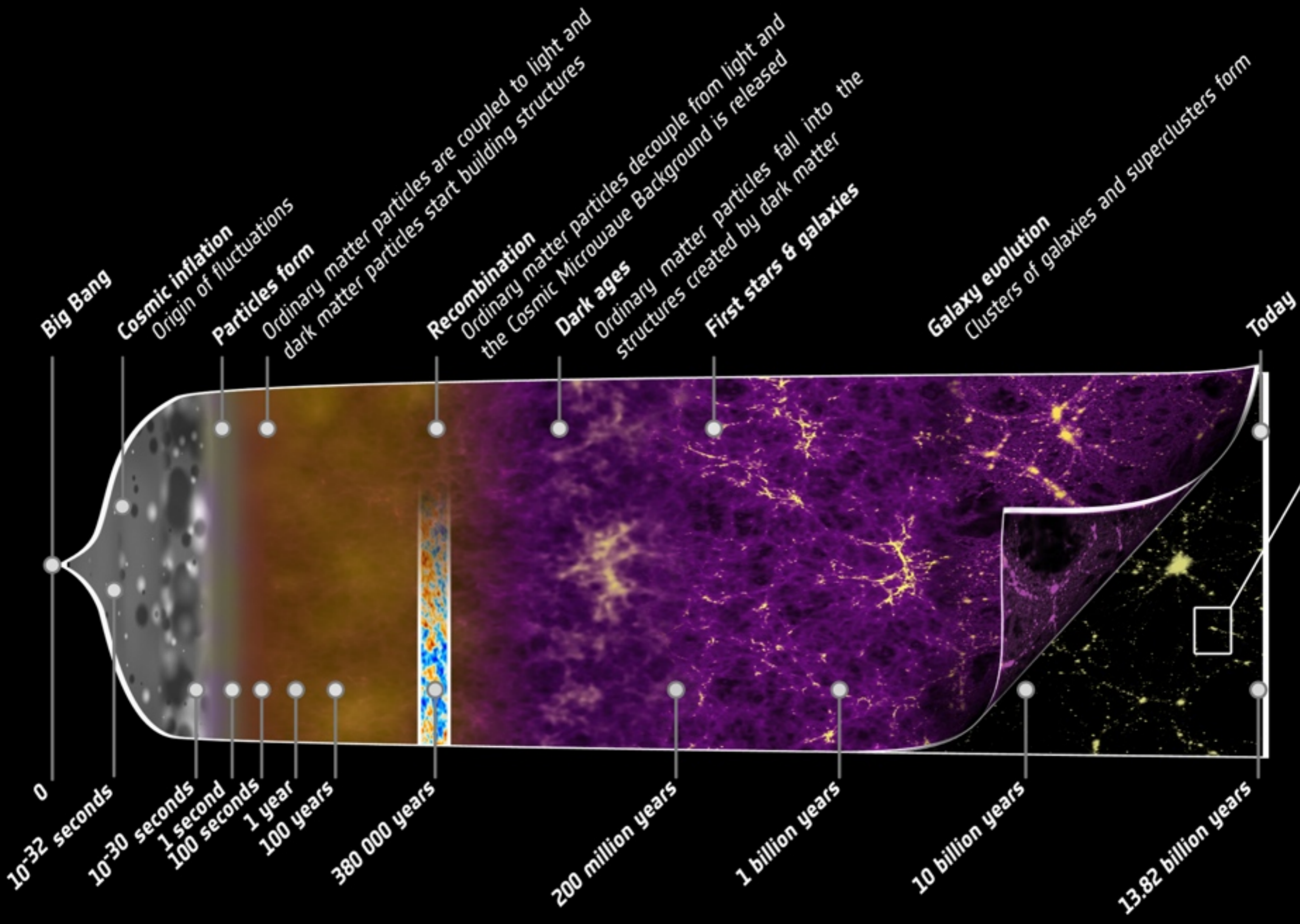
- also known from thSZ effect
- up-scattering of CMB photon
- important at late times ($z < 50000$)
- scattering 'inefficient'

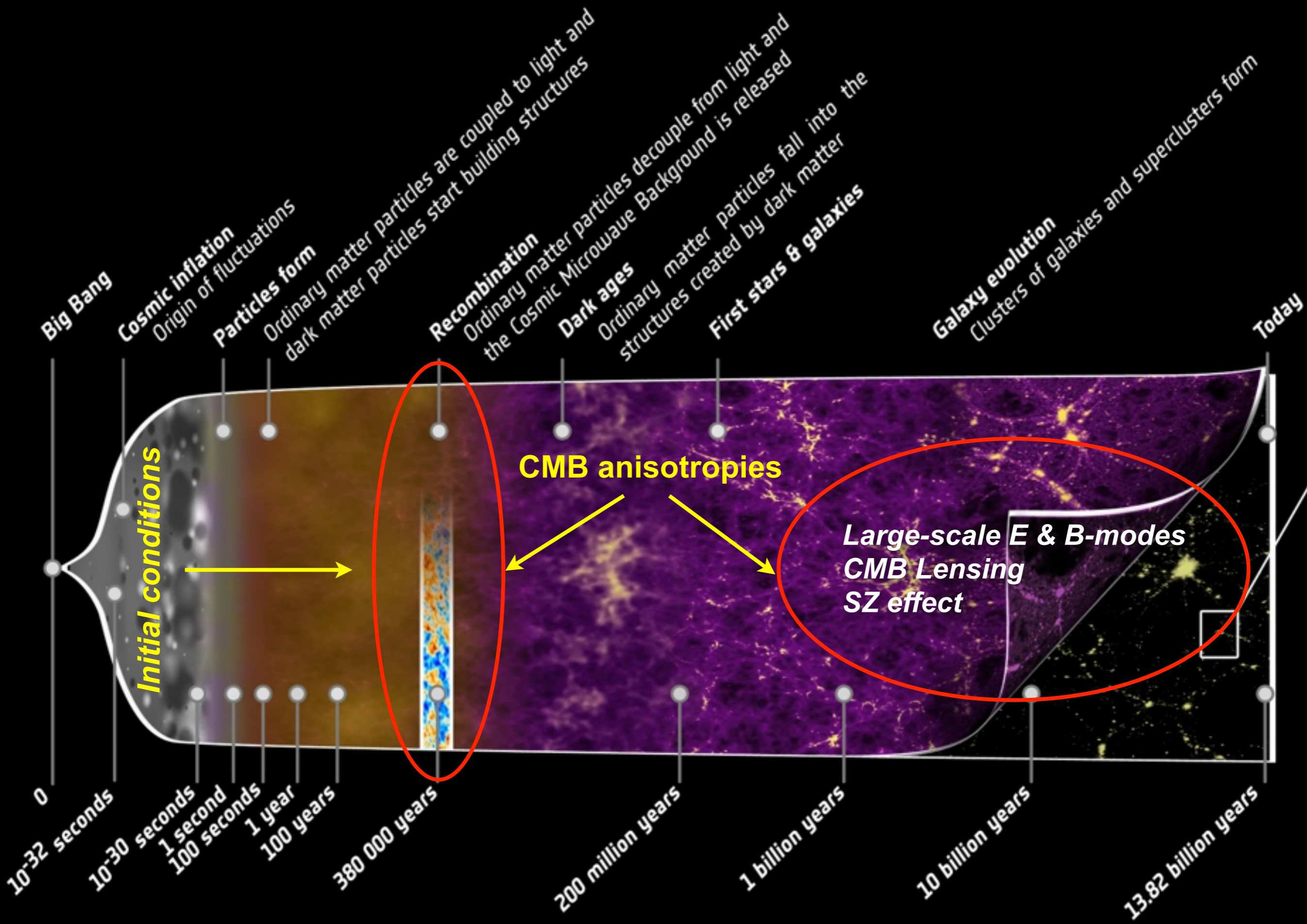
Chemical potential μ -distortion



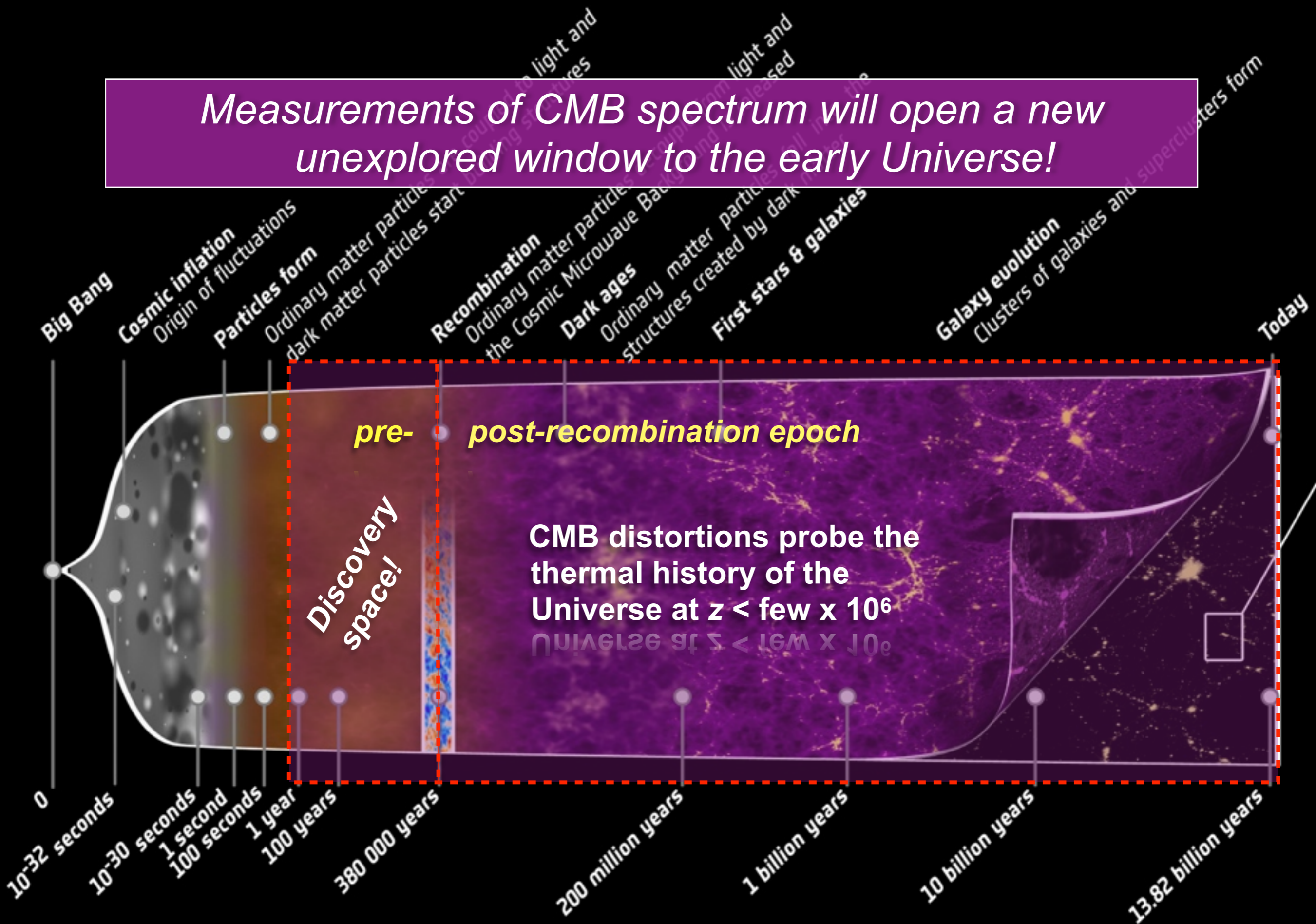
Sunyaev & Zeldovich, 1970, ApSS, 2, 66

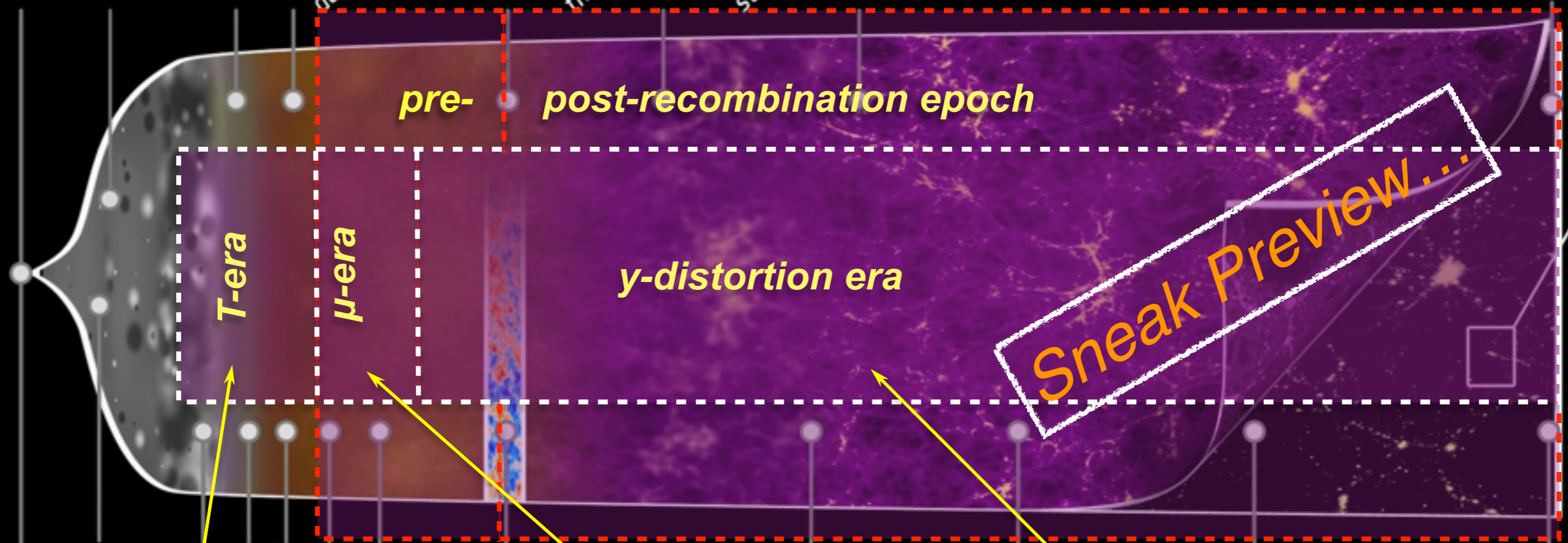
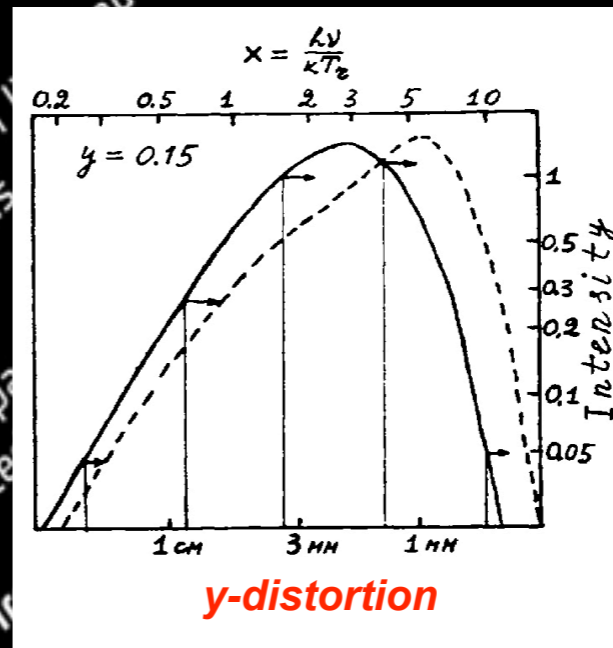
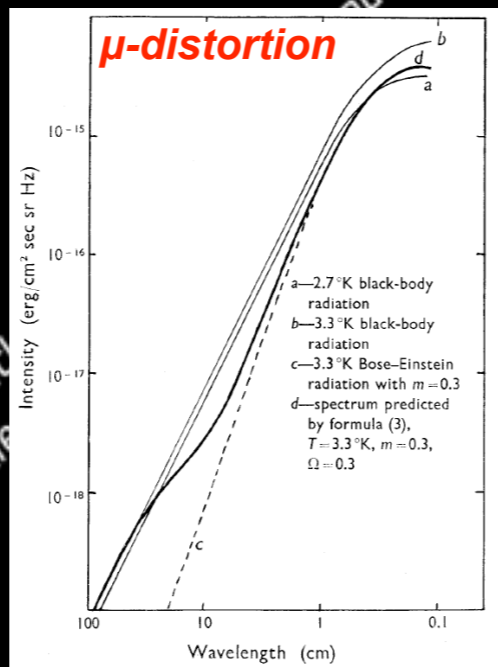
- important at very times ($z > 50000$)
- scattering 'very efficient'





Measurements of CMB spectrum will open a new unexplored window to the early Universe!



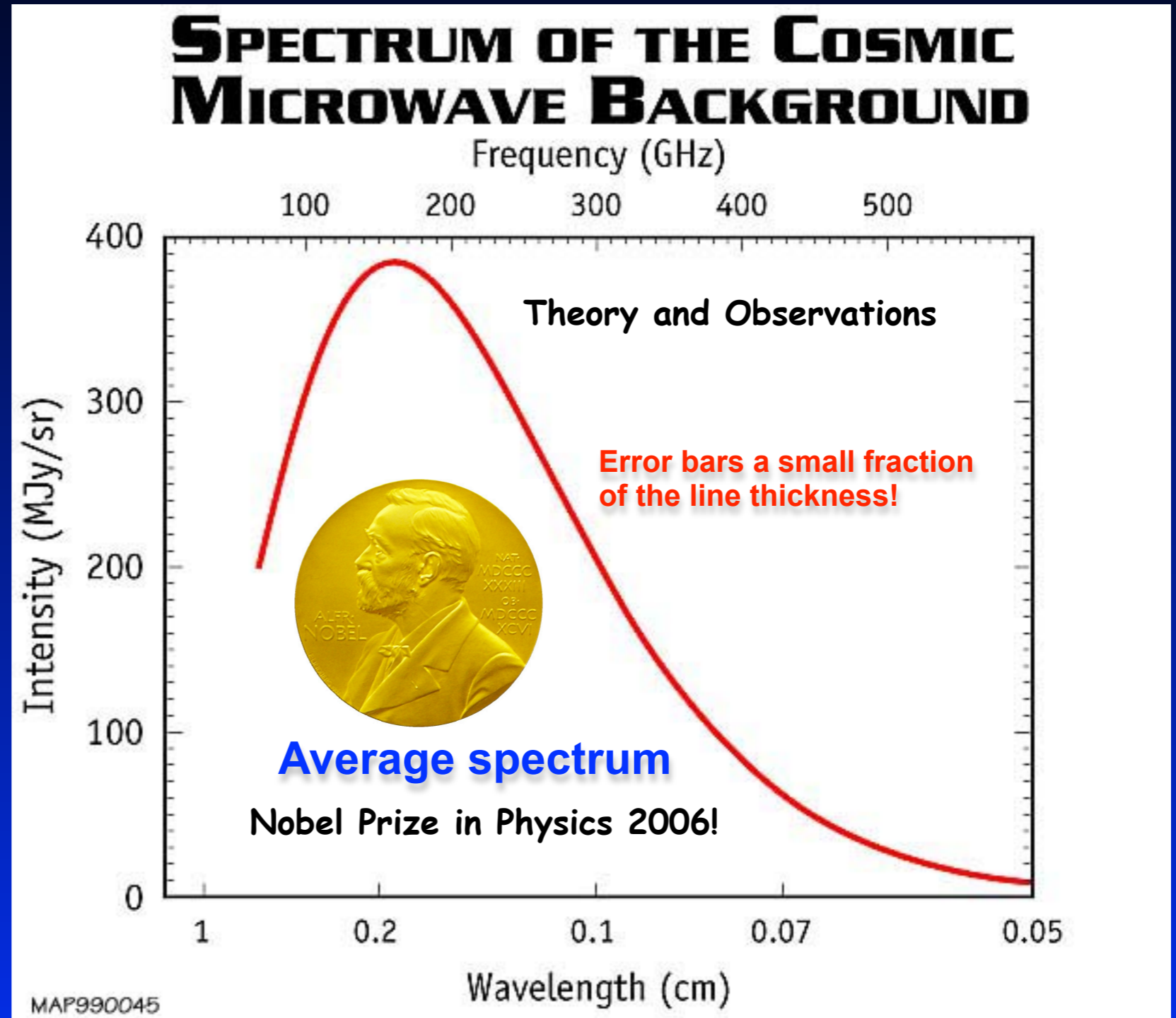



$$\frac{\Delta T}{T} \simeq \frac{1}{4} \left. \frac{\Delta \rho_\gamma}{\rho_\gamma} \right|_T$$

$$\mu \simeq 1.4 \left. \frac{\Delta \rho_\gamma}{\rho_\gamma} \right|_\mu$$

$$y \simeq \frac{1}{4} \left. \frac{\Delta \rho_\gamma}{\rho_\gamma} \right|_y$$

COBE / FIRAS (Far InfraRed Absolute Spectrophotometer)



$$T_0 = 2.725 \pm 0.001 \text{ K}$$

$$|y| \leq 1.5 \times 10^{-5}$$

$$|\mu| \leq 9 \times 10^{-5}$$

Mather et al., 1994, ApJ, 420, 439

Fixsen et al., 1996, ApJ, 473, 576

Fixsen et al., 2003, ApJ, 594, 67

Only very small distortions of CMB spectrum are still allowed!

*No primordial distortion found so far!? Why are we
at all talking about this then?*

Physical mechanisms that lead to spectral distortions

- *Cooling by adiabatically expanding ordinary matter*
(JC, 2005; JC & Sunyaev 2011; Khatri, Sunyaev & JC, 2011)
 - *Heating by decaying or annihilating relic particles*
(Kawasaki et al., 1987; Hu & Silk, 1993; McDonald et al., 2001; JC, 2005; JC & Sunyaev, 2011; JC, 2013; JC & Jeong, 2013)
 - *Evaporation of primordial black holes & superconducting strings*
(Carr et al. 2010; Ostriker & Thompson, 1987; Tashiro et al. 2012; Pani & Loeb, 2013)
 - *Dissipation of primordial acoustic modes & magnetic fields*
(Sunyaev & Zeldovich, 1970; Daly 1991; Hu et al. 1994; JC & Sunyaev, 2011; JC et al. 2012 - Jedamzik et al. 2000; Kunze & Komatsu, 2013)
 - *Cosmological recombination radiation*
(Zeldovich et al., 1968; Peebles, 1968; Dubrovich, 1977; Rubino-Martin et al., 2006; JC & Sunyaev, 2006; Sunyaev & JC, 2009)
-
- *Signatures due to first supernovae and their remnants*
(Oh, Cooray & Kamionkowski, 2003)
 - *Shock waves arising due to large-scale structure formation*
(Sunyaev & Zeldovich, 1972; Cen & Ostriker, 1999)
 - *SZ-effect from clusters; effects of reionization*
(Refregier et al., 2003; Zhang et al. 2004; Trac et al. 2008)
 - *Additional exotic processes*
(Lochan et al. 2012; Bull & Kamionkowski, 2013; Brax et al., 2013; Tashiro et al. 2013)

„high“ redshifts

„low“ redshifts

pre-recombination epoch

post-recombination

Physical mechanisms that lead to spectral distortions

- **Cooling by adiabatically expanding ordinary matter**
(JC, 2005; JC & Sunyaev 2011; Khatri, Sunyaev & JC, 2011) Standard sources
of distortions
 - Heating by *decaying* or *annihilating* relic particles
(Kawasaki et al., 1987; Hu & Silk, 1993; McDonald et al., 2001; JC, 2005; JC & Sunyaev, 2011; JC, 2013; JC & Jeong, 2013)
 - **Evaporation of primordial black holes & superconducting strings**
(Carr et al. 2010; Ostriker & Thompson, 1987; Tashiro et al. 2012; Pani & Loeb, 2013)
 - **Dissipation of primordial acoustic modes & magnetic fields**
(Sunyaev & Zeldovich, 1970; Daly 1991; Hu et al. 1994; JC & Sunyaev, 2011; JC et al. 2012 - Jedamzik et al. 2000; Kunze & Komatsu, 2013)
 - **Cosmological recombination radiation**
(Zeldovich et al., 1968; Peebles, 1968; Dubrovich, 1977; Rubino-Martin et al., 2006; JC & Sunyaev, 2006; Sunyaev & JC, 2009)
-
- **Signatures due to first supernovae and their remnants**
(Oh, Cooray & Kamionkowski, 2003)
 - **Shock waves arising due to large-scale structure formation**
(Sunyaev & Zeldovich, 1972; Cen & Ostriker, 1999)
 - **SZ-effect from clusters; effects of reionization**
(Refregier et al., 2003; Zhang et al. 2004; Trac et al. 2008)
 - **Additional exotic processes**
(Lochan et al. 2012; Bull & Kamionkowski, 2013; Brax et al., 2013; Tashiro et al. 2013)

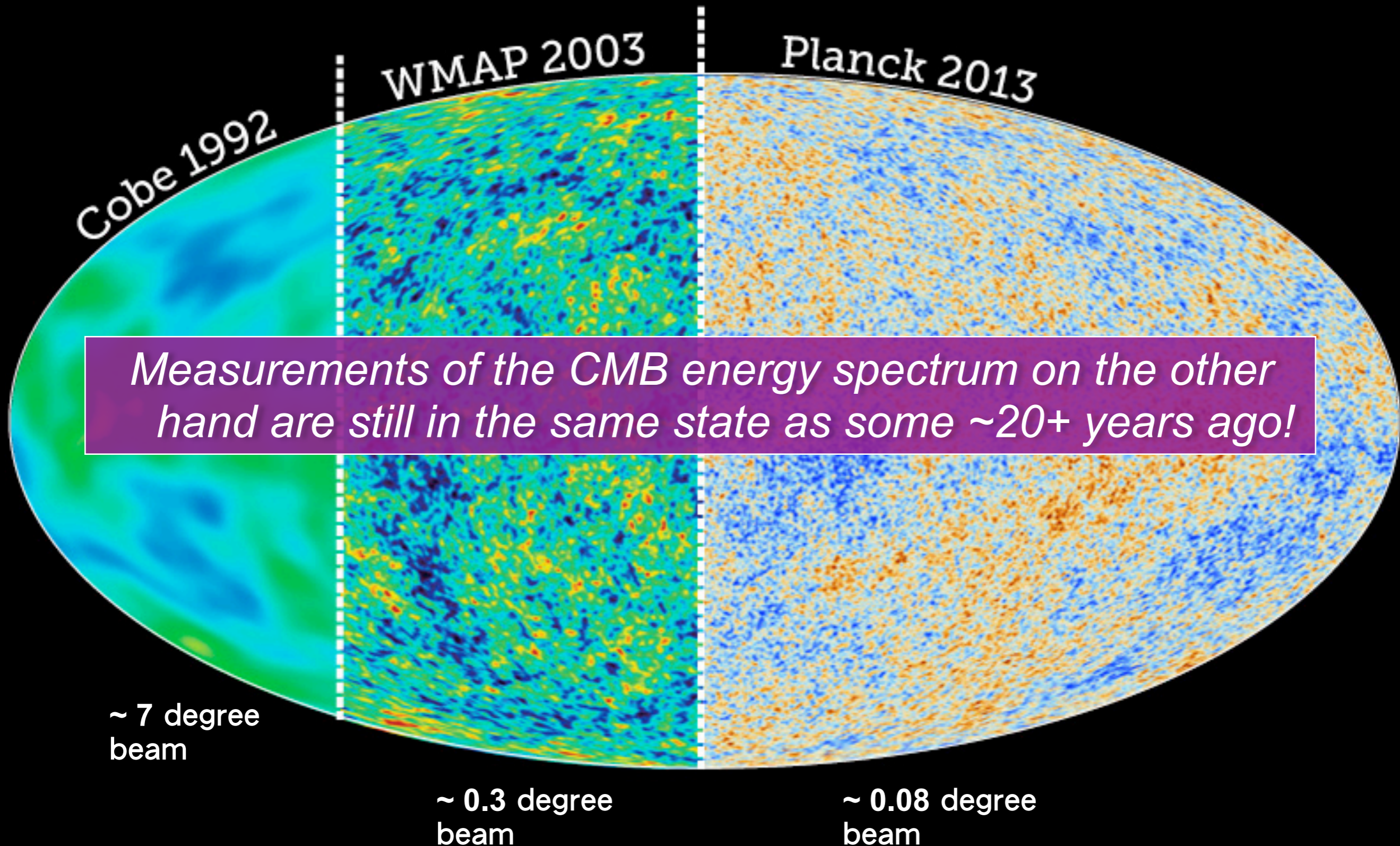
pre-recombination epoch

„high“ redshifts

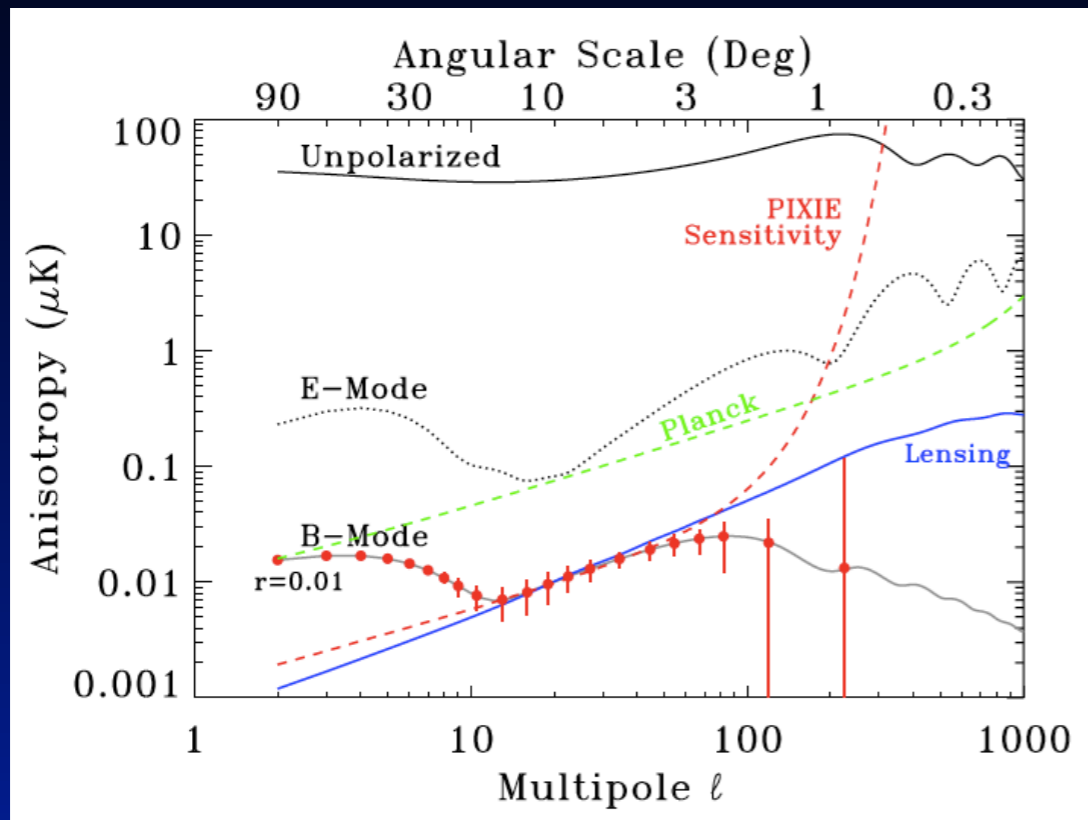
„low“ redshifts

post-recombination

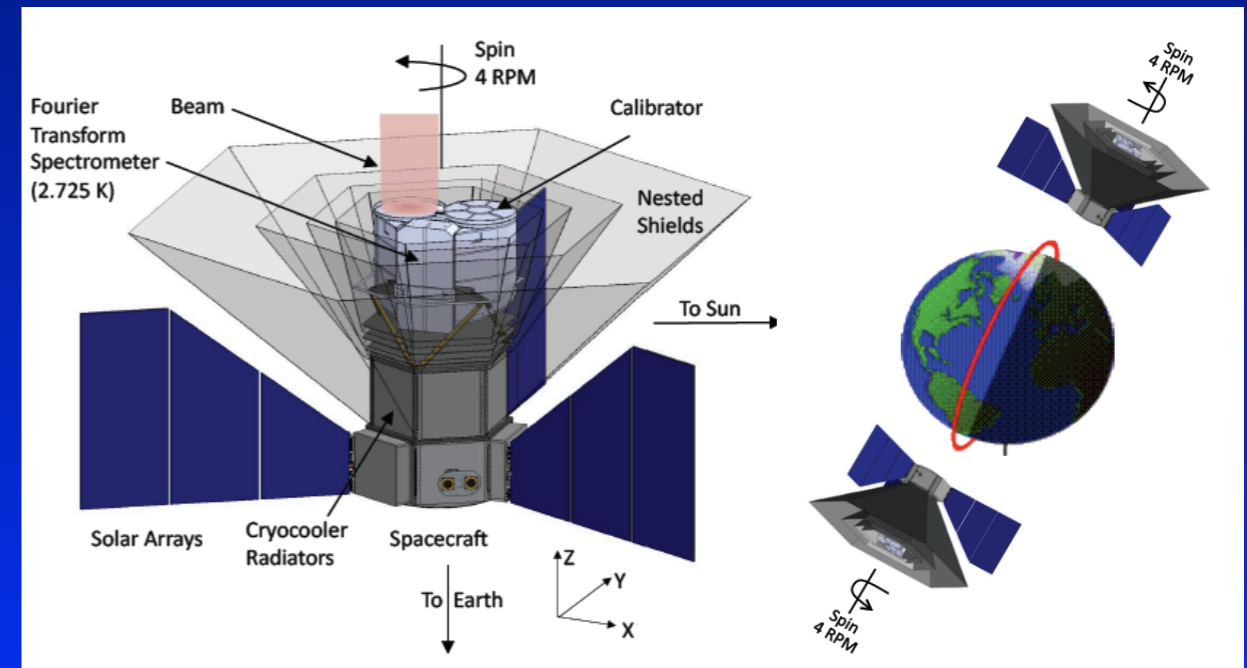
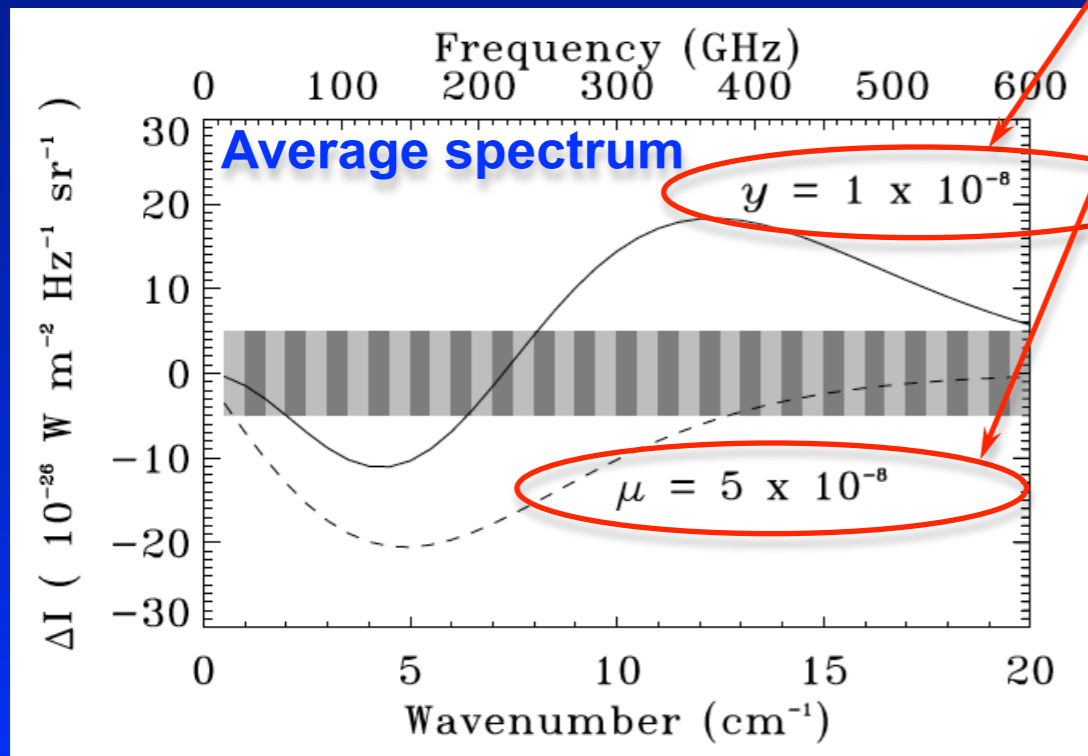
Dramatic improvements in angular resolution and sensitivity over the past decades!



PIXIE: Primordial Inflation Explorer



- 400 spectral channel in the frequency range 30 GHz and 6THz ($\Delta\nu \sim 15\text{GHz}$)
- about 1000 (!!!) times more sensitive than COBE/FIRAS
- B-mode polarization from inflation ($r \approx 10^{-3}$)
- improved limits on μ and y
- was proposed 2011 as NASA EX mission (i.e. cost ~ 200 M\$)





Enduring Quests Daring Visions

NASA Astrophysics in the Next Three Decades

NASA 30-yr Roadmap Study

(published Dec 2013)


How does the Universe work?

"Measure the spectrum of the CMB with precision several orders of magnitude higher than COBE FIRAS, from a moderate-scale mission or an instrument on CMB Polarization Surveyor."

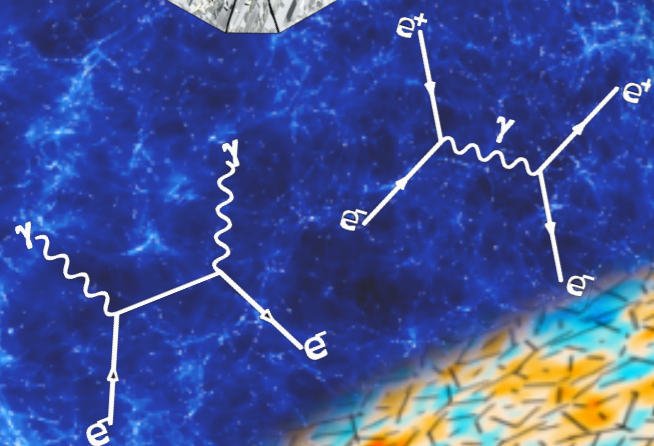
*PIXIE was proposed to
NASA in Dec 2016.
Sadly not selected :(:(*

PRISM

Probing cosmic structures and radiation with the ultimate polarimetric spectro-imaging of the microwave and far-infrared sky



New Probe Mission study (PICO) in the USA ongoing and spectrometer still part of the discussion...



Spokesperson: Paolo de Bernardis
e-mail: paolo.debernardis@roma1.infn.it — tel: + 39 064 991 4271

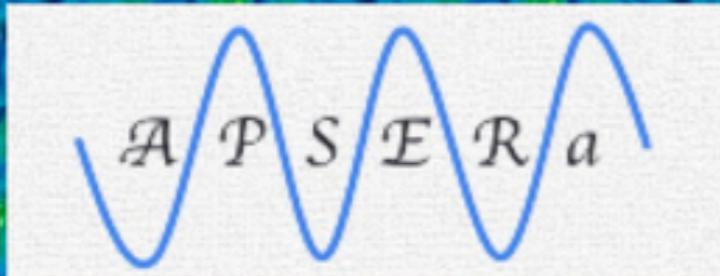
Instruments:

- L-class ESA mission
- White paper, May 24th, 2013
- Imager:
 - polarization sensitive
 - 3.5m telescope [arcmin resolution at highest frequencies]
 - 30GHz-6THz [30 broad ($\Delta\nu/\nu \sim 25\%$) and 300 narrow ($\Delta\nu/\nu \sim 2.5\%$) bands]
- Spectrometer:
 - FTS similar to PIXIE
 - 30GHz-6THz ($\Delta\nu \sim 15$ & 0.5 GHz)

Some of the science goals:

- B-mode polarization from inflation ($r \approx 5 \times 10^{-4}$)
- count all SZ clusters $> 10^{14} M_{\text{sun}}$
- CIB/large scale structure
- Galactic science
- *CMB spectral distortions*

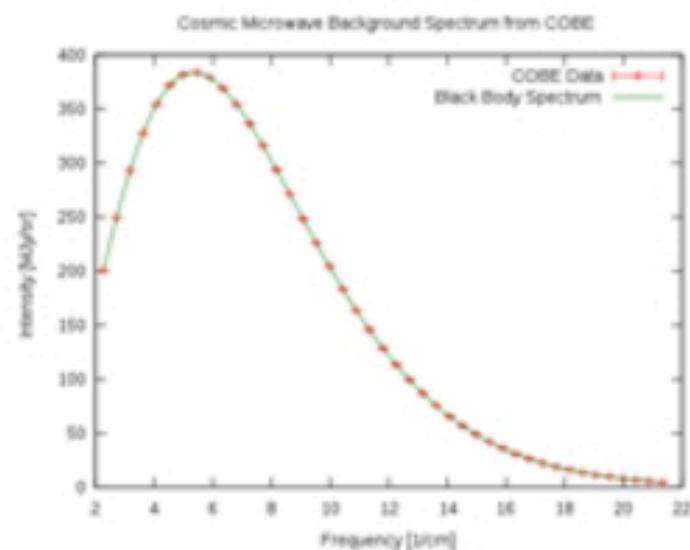
More info at: <http://www.prism-mission.org/>



Array of Precision Spectrometers for detecting spectral ripples from the Epoch of RecombinAtion

HOME

PEOPLE



About APSERa

The Array of Precision Spectrometers for the Epoch of RecombinAtion - APSERa - is a venture to detect recombination lines from the Epoch of Cosmological Recombination. These are predicted to manifest as 'ripples' in wideband spectra of the cosmic radio background (CRB) since recombination of the primeval plasma in the early Universe adds broad spectral lines to the relic Cosmic Radiation. The lines are extremely wide because recombination is stalled and extended over redshift space. The spectral features are expected to be isotropic over the whole sky.

The project will comprise of an array of 128 small telescopes that are purpose built to detect a set of adjacent lines from cosmological recombination in the spectrum of the radio sky in the 2-6 GHz range. The radio receivers are being designed and built at the Raman Research Institute, tested in nearby radio-quiet locations and relocated to a remote site for long duration exposures to detect the subtle features in the cosmic radio background arising from recombination. The observing site would be appropriately chosen to minimize RFI from geostationary satellites and to be able to observe towards sky regions relatively low in foreground brightness.



COSMO at Dome C

COSmological Monopole Observer



SAPIENZA
UNIVERSITÀ DI ROMA

Taken from a talk by Elia Battistelli




SAPIENZA
UNIVERSITÀ DI ROMA



What can CMB spectral distortions add?

- Add a *new dimension* to CMB science
 - probe the thermal history at different stages of the Universe
- *Complementary and independent* information!
 - cosmological parameters from the recombination radiation
 - new/additional test of large-scale anomalies
- Several *guaranteed signals* are expected
 - y -distortion from low redshifts
 - damping signal & recombination radiation
- Test various *inflation* models
 - damping of the small-scale power spectrum
- *Discovery* potential
 - decaying particles and other exotic sources of distortions



All this largely without any competition from the ground!!!

*Part II: Theory of CMB spectral distortions and
thermalization physics*

Some important conditions and assumptions

- Plasma fully ionized before recombination ($z \sim 1000$)
 - free electrons, protons and helium nuclei
 - photon dominated (~ 2 Billion photons per baryon)
- Coulomb scattering $e + p \leftrightarrow e' + p$
 - electrons in full thermal equilibrium with baryons
 - electrons follow thermal Maxwell-Boltzmann distribution
 - efficient down to very low redshifts ($z \sim 10-100$)
- Medium homogeneous and isotropic on large scales
 - thermalization problem rather simple!
 - in principle *allows very precise computations*
- Hubble expansion
 - adiabatic cooling of photons [$T_\gamma \sim (1+z)$] and ordinary matter [$T_m \sim (1+z)^2$]
 - redshifting of photons (no distortion...)

Photon Boltzmann Equation for Average Spectrum

Photon occupation number $\frac{dn_\nu}{dt} = \frac{\partial n_\nu}{\partial t} + \frac{\partial n_\nu}{\partial x_i} \cdot \frac{dx_i}{dt} + \frac{\partial n_\nu}{\partial p} \frac{dp}{dt} + \frac{\partial n_\nu}{\partial \hat{p}_i} \cdot \frac{d\hat{p}_i}{dt} = \mathcal{C}[n]$
Collision term

Liouville operator

- Isotropy & Homogeneity:
(\Leftrightarrow average spectrum...)

$$\Rightarrow \frac{\partial n_\nu}{\partial t} - H\nu \frac{\partial n_\nu}{\partial \nu} = \mathcal{C}[n]$$

redshifting term

- Collision term:

$$\mathcal{C}[n] = \left. \frac{dn_\nu}{dt} \right|_C + \left. \frac{dn_\nu}{dt} \right|_{BR} + \left. \frac{dn_\nu}{dt} \right|_{DC}$$

Compton Scattering

Bremsstrahlung

Double Compton

redistribution of photon over frequency

adjusting photon number

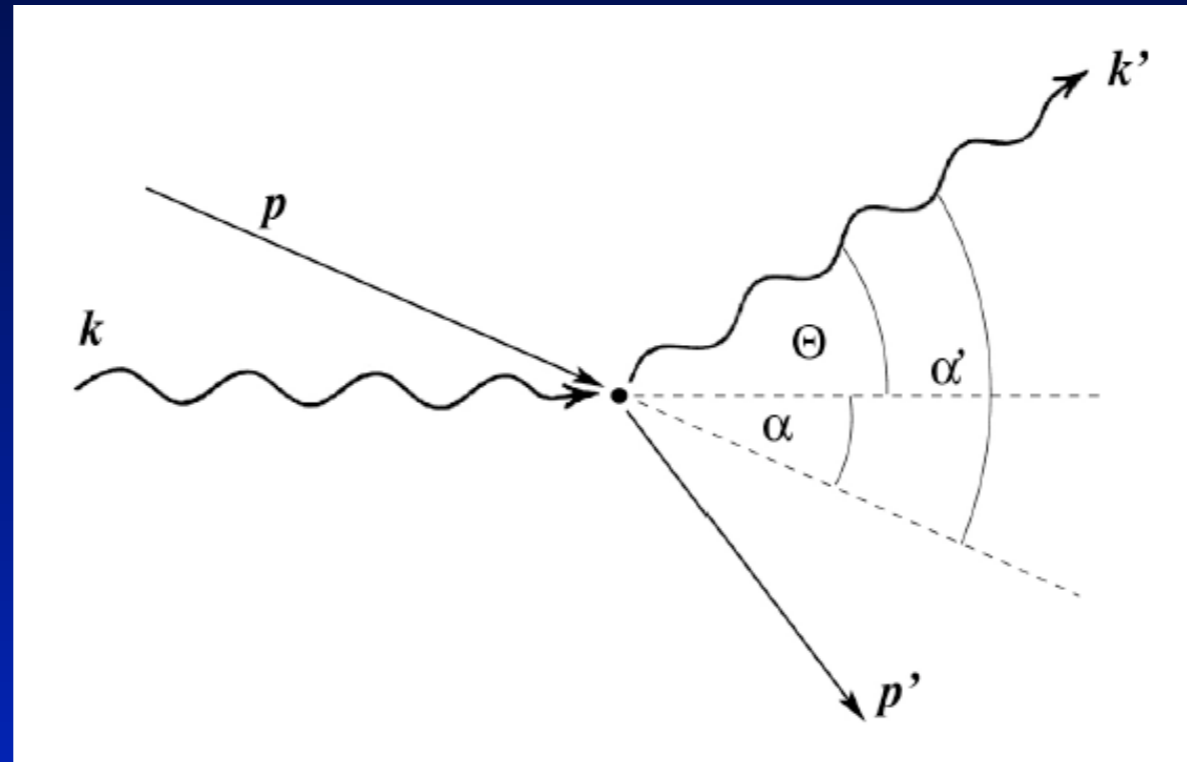
Photon Boltzmann Equation for Average Spectrum

$$\frac{dn_\nu}{dt} = \frac{\partial n_\nu}{\partial t} + \frac{\partial n_\nu}{\partial x_i} \cdot \frac{dx_i}{dt} + \frac{\partial n_\nu}{\partial p} \frac{dp}{dt} + \frac{\partial n_\nu}{\partial \hat{p}_i} \cdot \frac{d\hat{p}_i}{dt} = \mathcal{C}[n]$$

- Isotropy & Homogeneity: $\implies \frac{\partial n_\nu}{\partial t} - H\nu \frac{\partial n_\nu}{\partial \nu} = \mathcal{C}[n]$
- Collision term: $\mathcal{C}[n] = \left. \frac{dn_\nu}{dt} \right|_{\text{C}} + \left. \frac{dn_\nu}{dt} \right|_{\text{BR}} + \left. \frac{dn_\nu}{dt} \right|_{\text{DC}}$
- Full equilibrium: $\mathcal{C}[n] \equiv 0 \implies$ blackbody spectrum conserved
- Energy release: $\mathcal{C}[n] \neq 0 \implies$ *thermalization process starts*

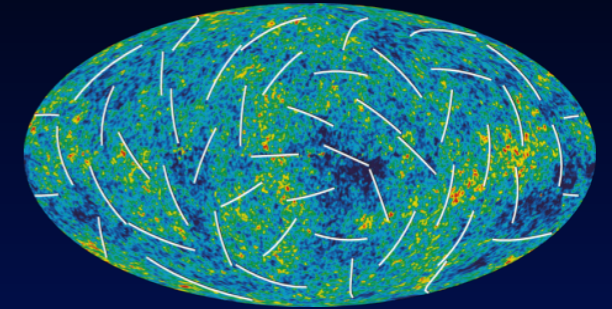
Redistribution of photons by Compton scattering

- Reaction: $\gamma + e \longleftrightarrow \gamma' + e'$



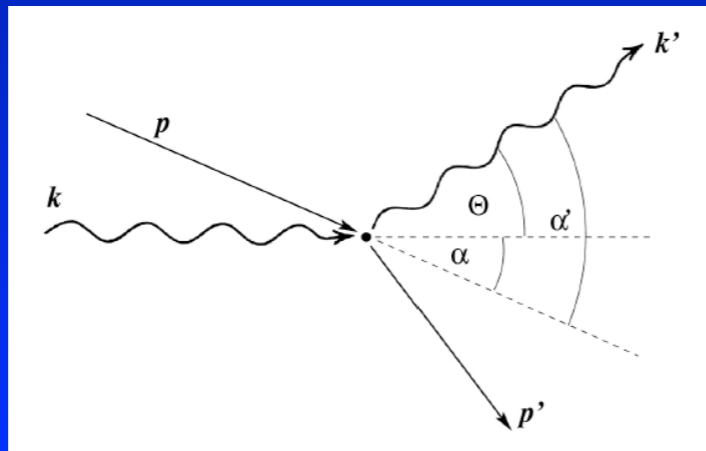
Redistribution of photons by Compton scattering

- Reaction: $\gamma + e \leftrightarrow \gamma' + e'$

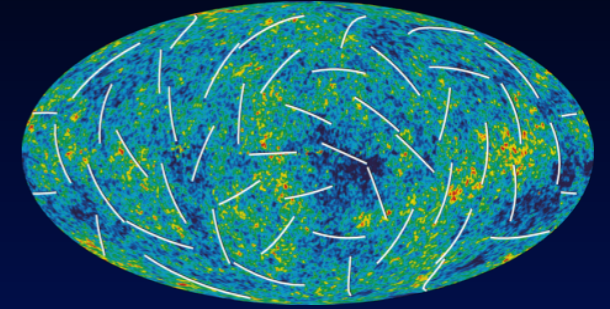


→ *no energy exchange* \Rightarrow *Thomson limit*
 \Rightarrow *important for anisotropies*

$$\frac{d\sigma}{d\Omega} = \frac{3\sigma_T}{16\pi} \left[1 + (\hat{\gamma} \cdot \hat{\gamma}')^2 \right]$$



Redistribution of photons by Compton scattering



→ no energy exchange \Rightarrow Thomson limit
 \Rightarrow important for anisotropies

$$\frac{d\sigma}{d\Omega} = \frac{3\sigma_T}{16\pi} \left[1 + (\hat{\gamma} \cdot \hat{\gamma}')^2 \right]$$

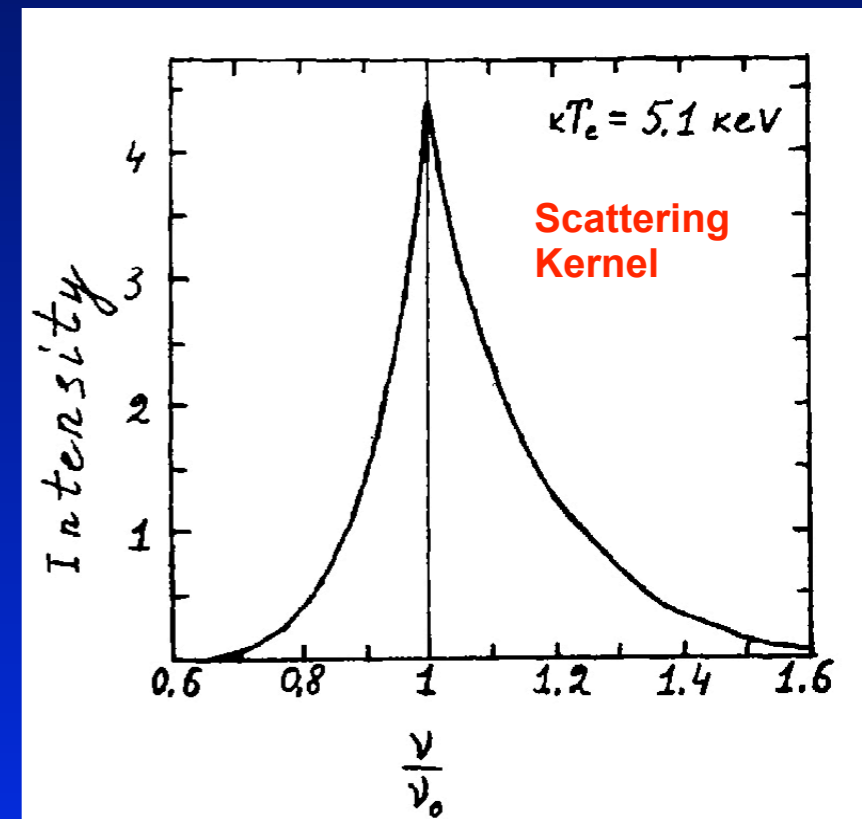
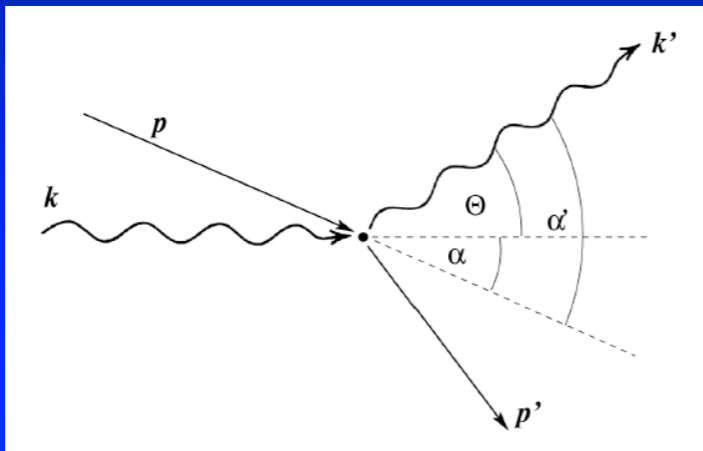
→ energy exchange included

- up-scattering due to the **Doppler** effect for
- down-scattering because of **recoil** (and stimulated recoil) for
- **Doppler** broadening

$$h\nu < 4kT_e$$

$$h\nu > 4kT_e$$

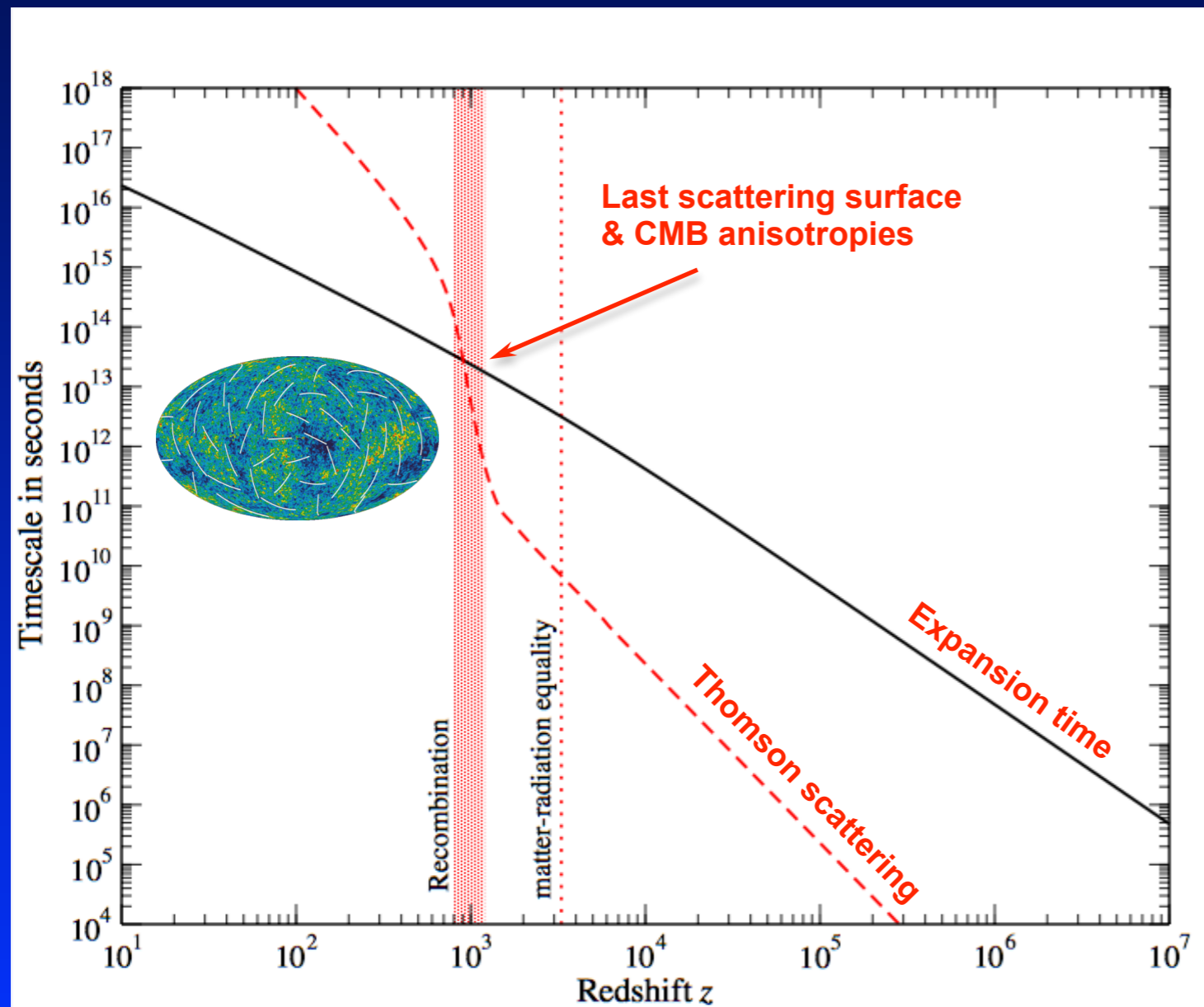
$$\frac{\Delta\nu}{\nu} \approx \sqrt{\frac{2kT_e}{m_e c^2}}$$



Sunyaev & Zeldovich, 1980, ARAA, 18, 537

Important Timescales for Compton Process

- *Thomson scattering* $t_C = (\sigma_T N_e c)^{-1} \approx 2.3 \times 10^{20} \chi_e^{-1} (1+z)^{-3} \text{ sec}$



Radiation dominated

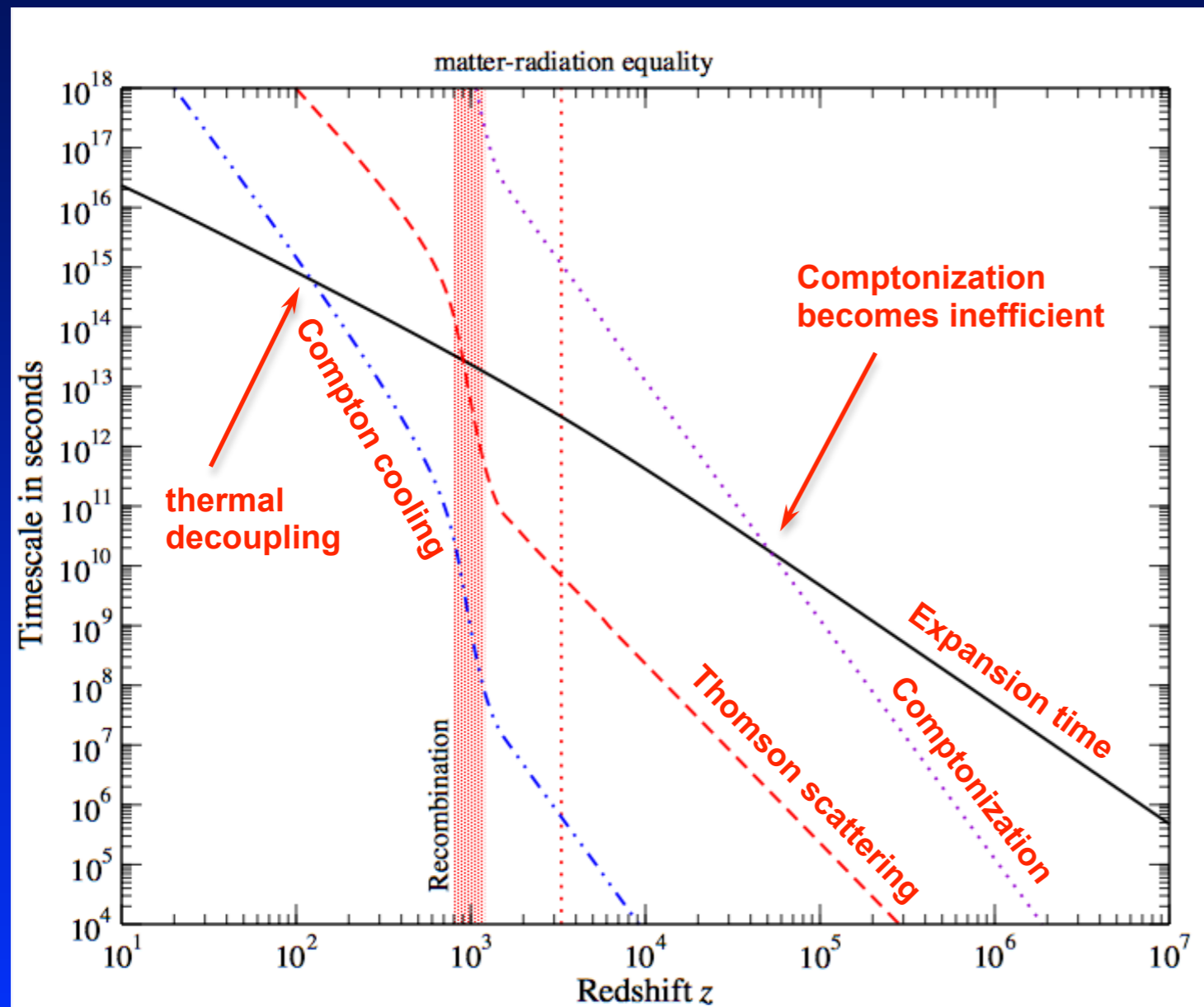
$$t_{\text{exp}} = H^{-1} \simeq 4.8 \times 10^{19} (1+z)^{-2} \text{ sec}$$

$$\simeq 8.4 \times 10^{17} (1+z)^{-3/2} \text{ sec}$$

Matter dominated

Important Timescales for Compton Process

- *Thomson scattering* $t_C = (\sigma_T N_e c)^{-1} \approx 2.3 \times 10^{20} \chi_e^{-1} (1+z)^{-3} \text{ sec}$
- *Comptonization* $t_K = \left(4 \frac{kT_e}{m_e c^2} \sigma_T N_e c\right)^{-1} \approx 1.2 \times 10^{29} \chi_e^{-1} (T_e/T_\gamma)^{-1} (1+z)^{-4} \text{ sec}$
- *Compton cooling* $t_{\text{cool}} = \left(\frac{4\rho_\gamma}{m_e c^2} \frac{\sigma_T N_e c}{(3/2)N}\right)^{-1} \approx 7.1 \times 10^{19} \chi_e^{-1} (T_e/T_\gamma)^{-1} (1+z)^{-4} \text{ sec}$



- *matter temperature starts deviating from Compton equilibrium temperature at $z \lesssim 100-200$*
- *Comptonization becomes inefficient at $z_K \approx 50000$*

\Rightarrow character of distortion changes at $z_K!$ $\mu \leftrightarrow y$

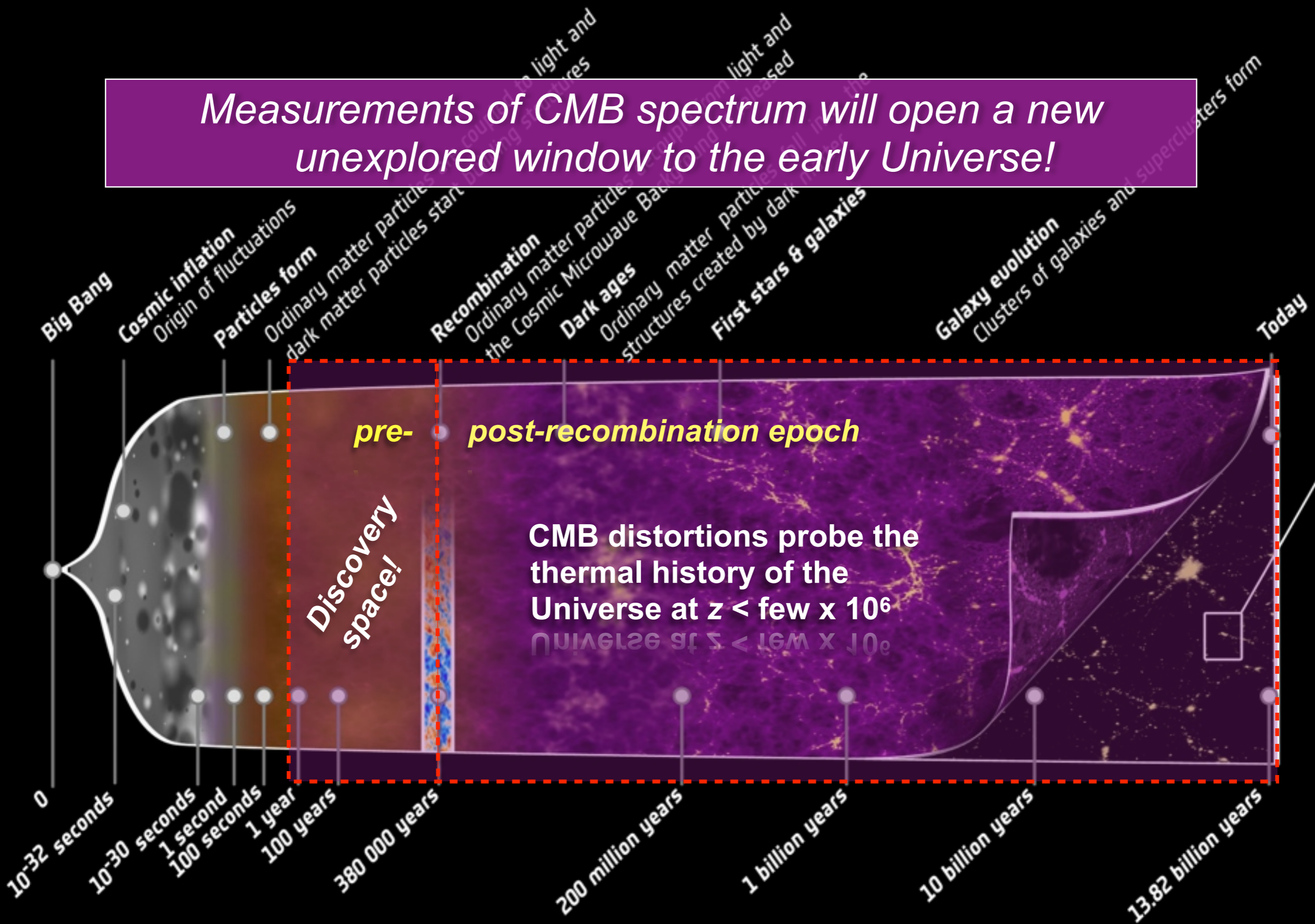
Radiation dominated

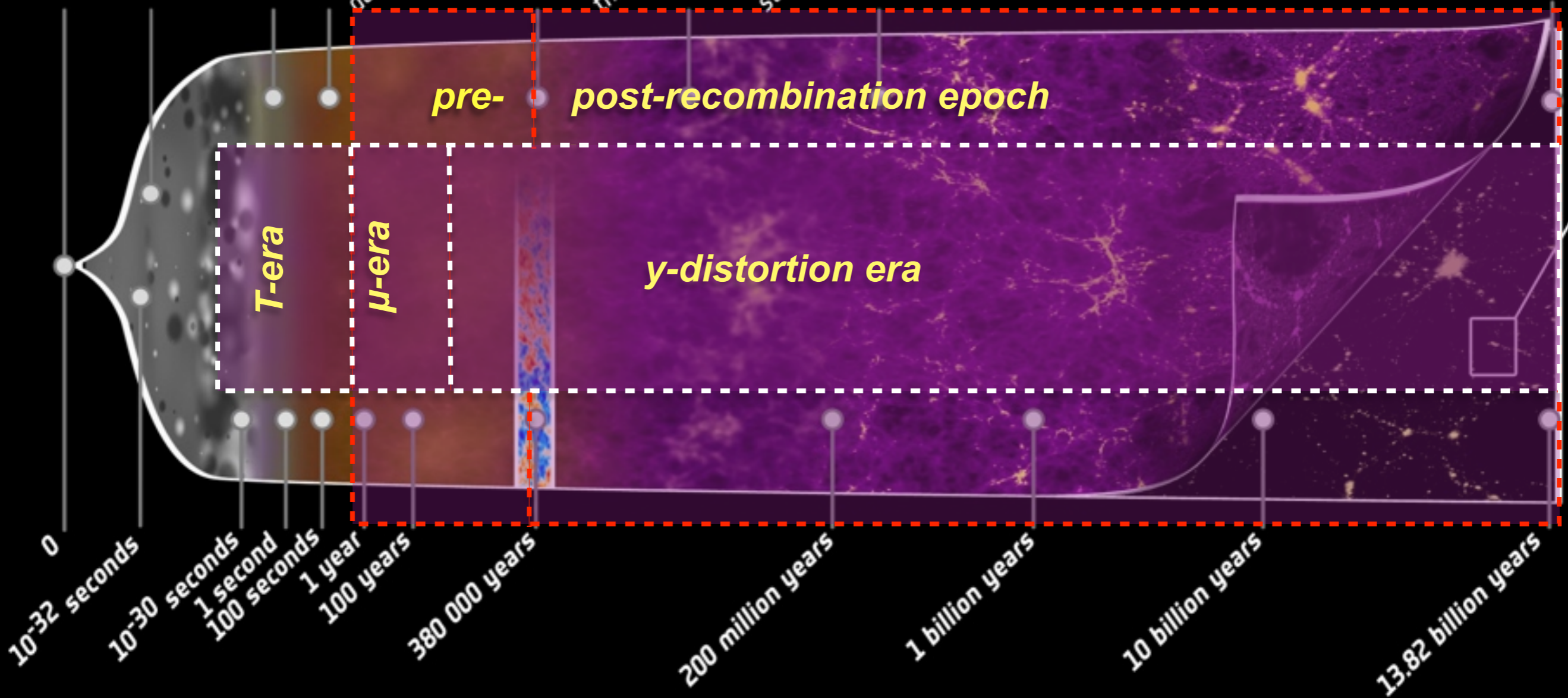
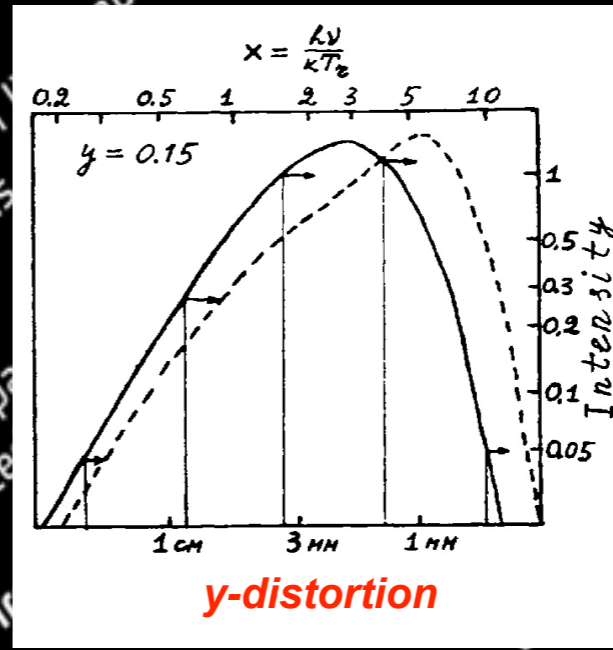
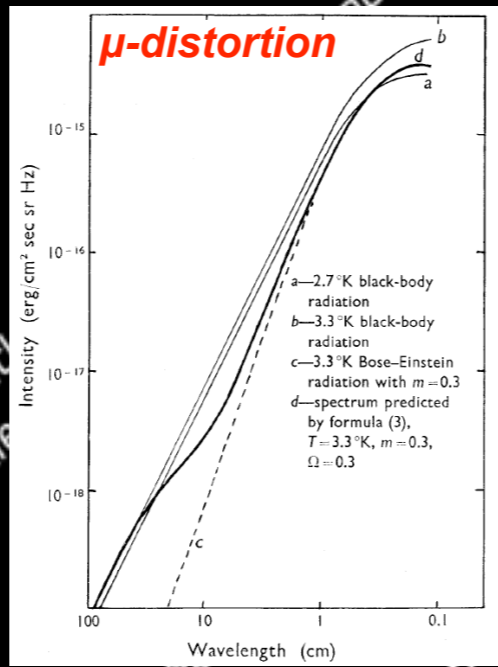
$$t_{\text{exp}} = H^{-1} \simeq 4.8 \times 10^{19} (1+z)^{-2} \text{ sec}$$


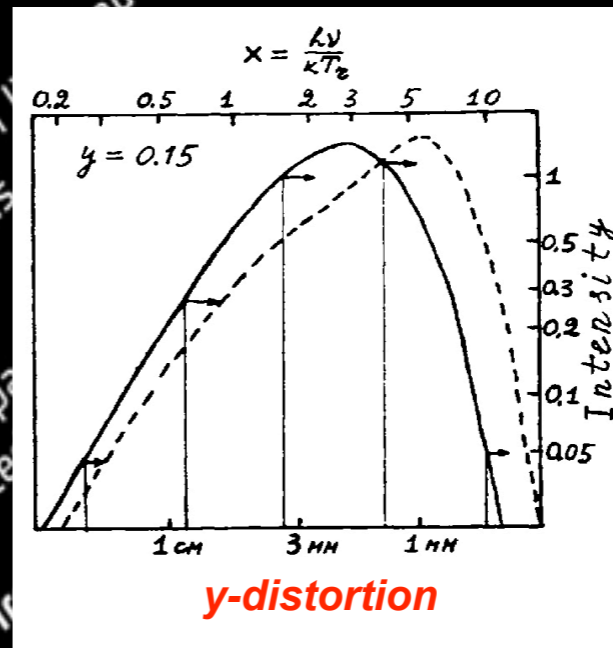
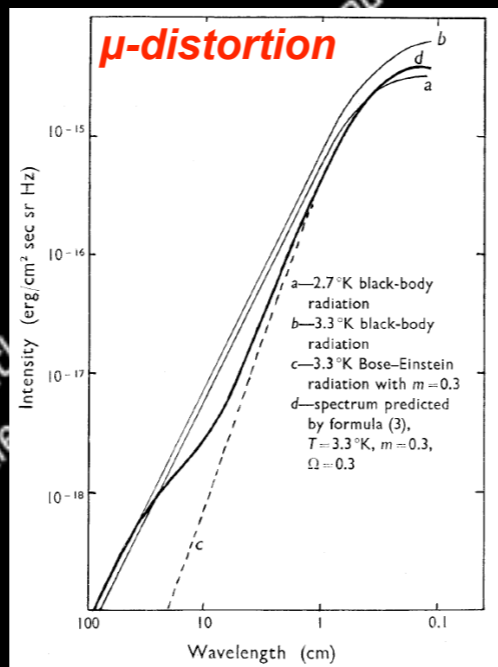
$$\simeq 8.4 \times 10^{17} (1+z)^{-3/2} \text{ sec}$$

Matter dominated

Measurements of CMB spectrum will open a new unexplored window to the early Universe!







$$\frac{\Delta T}{T} \simeq \frac{1}{4} \left. \frac{\Delta \rho_\gamma}{\rho_\gamma} \right|_T$$

$$\mu \simeq 1.4 \left. \frac{\Delta \rho_\gamma}{\rho_\gamma} \right|_\mu$$

$$y \simeq \frac{1}{4} \left. \frac{\Delta \rho_\gamma}{\rho_\gamma} \right|_y$$

Big bang Cosmology Origin Particle Ordinary dark matter the matter pair background is Fig. Structures created by matter pair background is Today

What are γ - and μ -distortions?

Compton y -distortion / thermal SZ effect

- *Kompaneets equation:*
$$\left. \frac{dn}{d\tau} \right|_C \approx \frac{\theta_e}{x^2} \frac{\partial}{\partial x} x^4 \left[\frac{\partial n}{\partial x} + \frac{T_\gamma}{T_e} n(1+n) \right]$$
- *insert:* $n \approx n^{\text{bb}} = 1/(e^x - 1) \implies \Delta n \approx y Y(x) \text{ with } y \ll 1$

$$y = \int \frac{k[T_e - T_\gamma]}{m_e c^2} \sigma_T N_e c dt$$

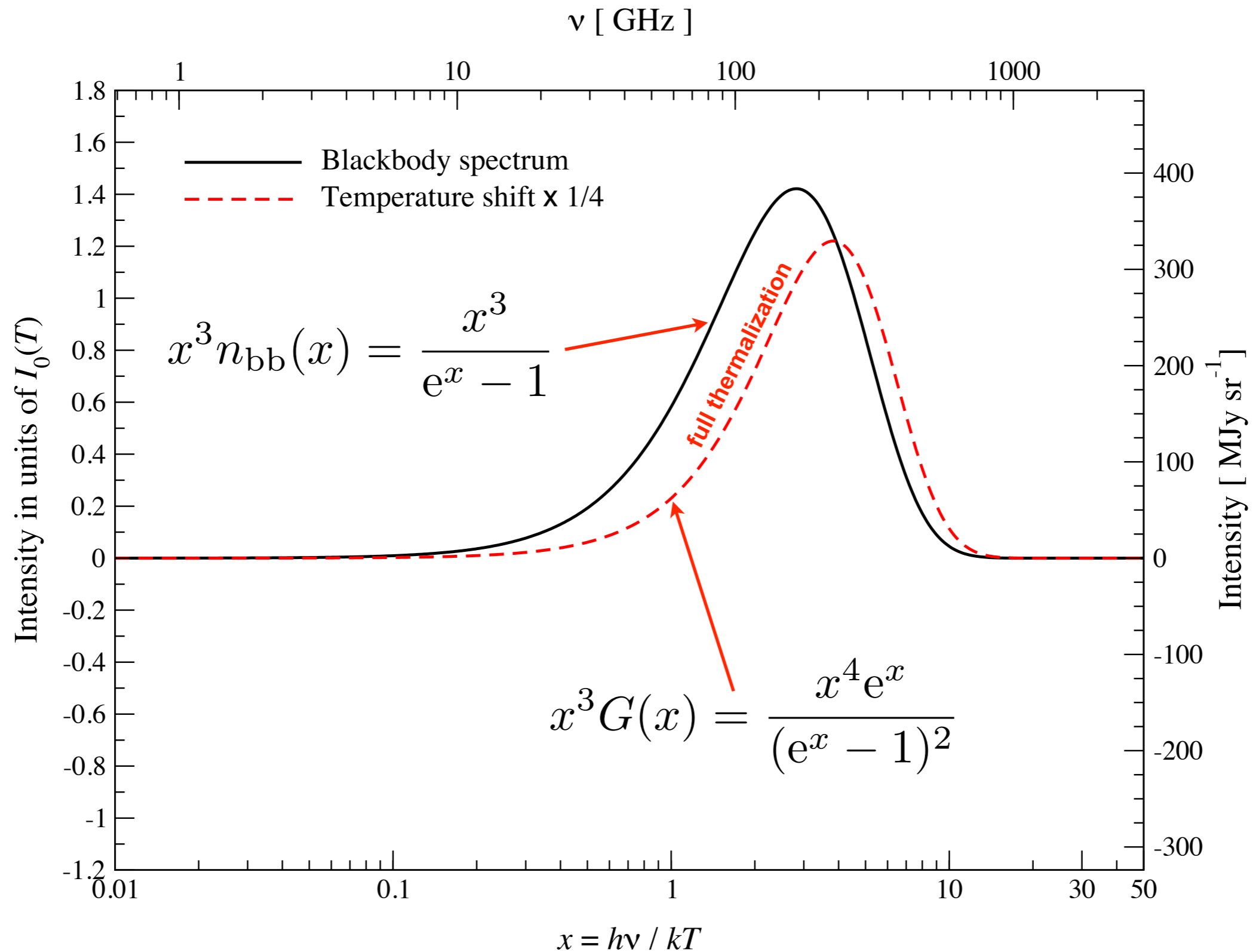
Compton y -parameter

$$Y(x) = \frac{x e^x}{(e^x - 1)^2} \left[x \frac{e^x + 1}{e^x - 1} - 4 \right]$$

spectrum of y -distortion (\leftrightarrow SZ effect)

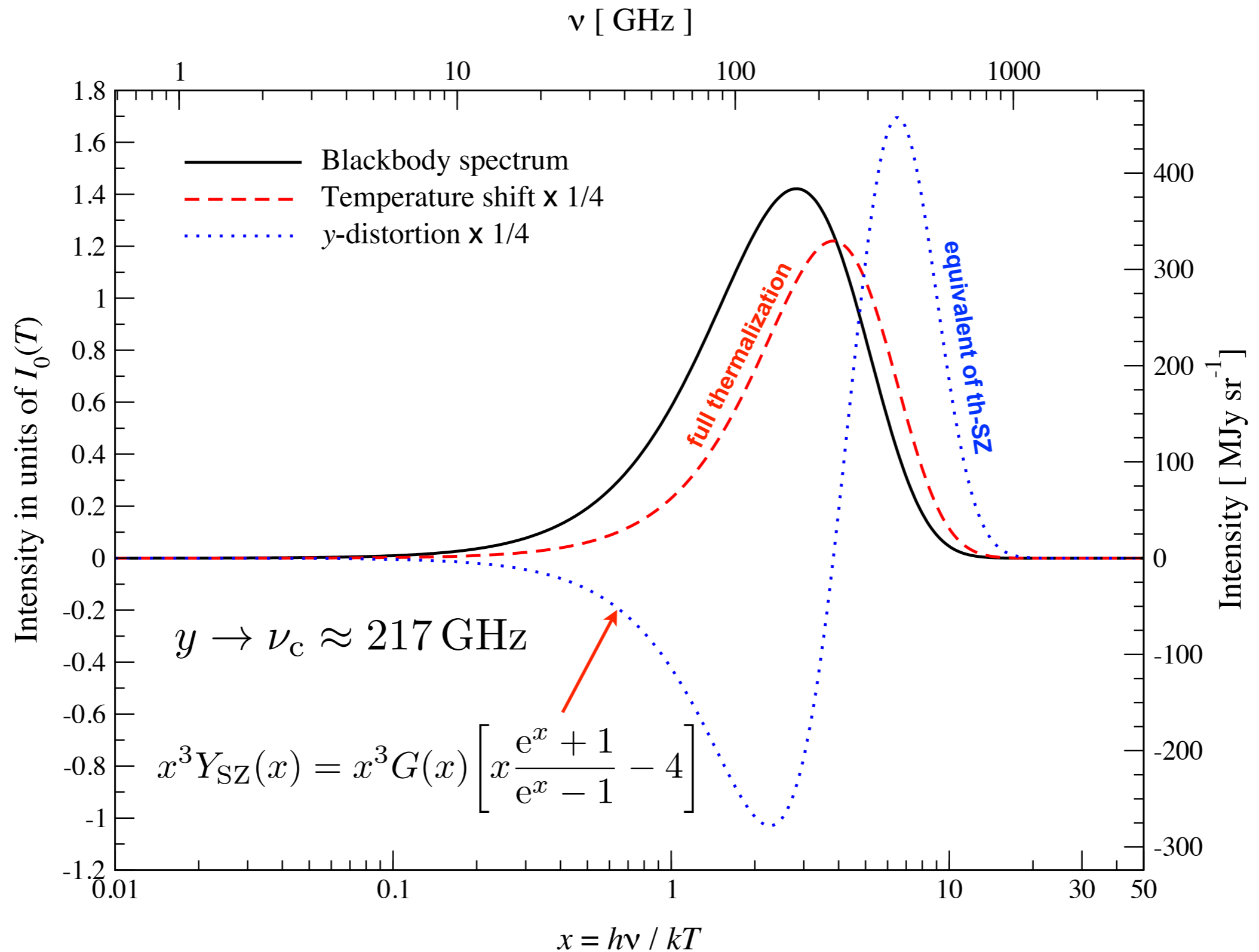
- *if $T_e = T_\gamma \implies \left. \frac{dn}{d\tau} \right|_C = 0$ (kinetic equilibrium with electrons)*
- *if $T_e < T_\gamma \implies$ down-scattering of photons / heating of electrons*
- *if $T_e > T_\gamma \implies$ up-scattering of photons / cooling of electrons*
- *for $T_e \gg T_\gamma \implies$ thermal Sunyaev-Zeldovich effect (up-scattering)*

Simplest spectral shapes



$$I_0 = (2h/c^2)(kT_0/h)^3 \approx 270 \text{ MJy sr}^{-1}$$


Simplest spectral shapes



$$I_0 = (2h/c^2)(kT_0/h)^3 \approx 270 \text{ MJy sr}^{-1}$$

Chemical Potential / μ -distortion

- *Limit of “many” scatterings* $\implies \left. \frac{dn}{d\tau} \right|_C \approx 0$ **“Kinetic equilibrium”
to scattering**
- *Kompaneets equation:* $\implies \partial_x n \approx -\frac{T_\gamma}{T_e} n(1+n)$

$$\left. \frac{dn}{d\tau} \right|_C \approx \frac{\theta_e}{x^2} \frac{\partial}{\partial x} x^4 \left[\frac{\partial n}{\partial x} + \frac{T_\gamma}{T_e} n(1+n) \right]$$


Chemical Potential / μ -distortion

- *Limit of “many” scatterings* $\implies \left. \frac{dn}{d\tau} \right|_C \approx 0$ “Kinetic equilibrium”
to scattering
- *Kompaneets equation:* $\implies \partial_x n \approx -\frac{T_\gamma}{T_e} n(1+n)$
- *for* $T_\gamma = T_e \implies n = n^{\text{bb}}(x) = 1/(e^x - 1)$ chemical potential
parameter (“wrong” sign)
- *any spectrum can be written as:* $n(x) = 1/(e^{x+\mu(x)} - 1)$
- $\implies (1 + \partial_x \mu) = -\frac{T_\gamma}{T_e} \implies x + \mu = x \frac{T_\gamma}{T_e} + \mu_0$ constant
- *General equilibrium solution: Bose-Einstein spectrum with*
 $T_\gamma = T_e \equiv T_{\text{eq}}$ and $\mu_0 = \text{const}$ ($\equiv 0$ for blackbody)

Something is missing? How do you fix T_e and μ_0 ?

Final definition of μ -type distortion

- *initial condition:* $N_\gamma = N_\gamma^{\text{bb}}(T_\gamma)$ and $\rho_\gamma = \rho_\gamma^{\text{bb}}(T_\gamma)$

- *after energy release* \Rightarrow ≈ 1.368

$$N_\gamma^{\text{bb}}(T_\gamma) = N_\gamma^{\text{BE}}(T_e, \mu_0) \approx N_\gamma^{\text{bb}}(T_\gamma) \left(1 + 3 \frac{\Delta T}{T_\gamma} - \frac{\pi^2}{6\zeta(3)} \mu_0 \right) \approx 1.111$$

$$\rho_\gamma^{\text{bb}}(T_\gamma) + \Delta\rho_\gamma = \rho_\gamma^{\text{BE}}(T_e, \mu_0) \approx \rho_\gamma^{\text{bb}}(T_\gamma) \left(1 + 4 \frac{\Delta T}{T_\gamma} - \frac{90\zeta(3)}{\pi^4} \mu_0 \right)$$

- **Solution:** $\frac{\Delta T}{T_\gamma} \approx \frac{\pi^2}{18\zeta(3)} \mu_0 \approx 0.456 \mu_0$ and $\mu_0 \approx 1.401 \frac{\Delta\rho_\gamma}{\rho_\gamma}$

$$\Rightarrow M(x) = G(x) \left[\frac{\pi^2}{18\zeta(3)} - \frac{1}{x} \right]$$

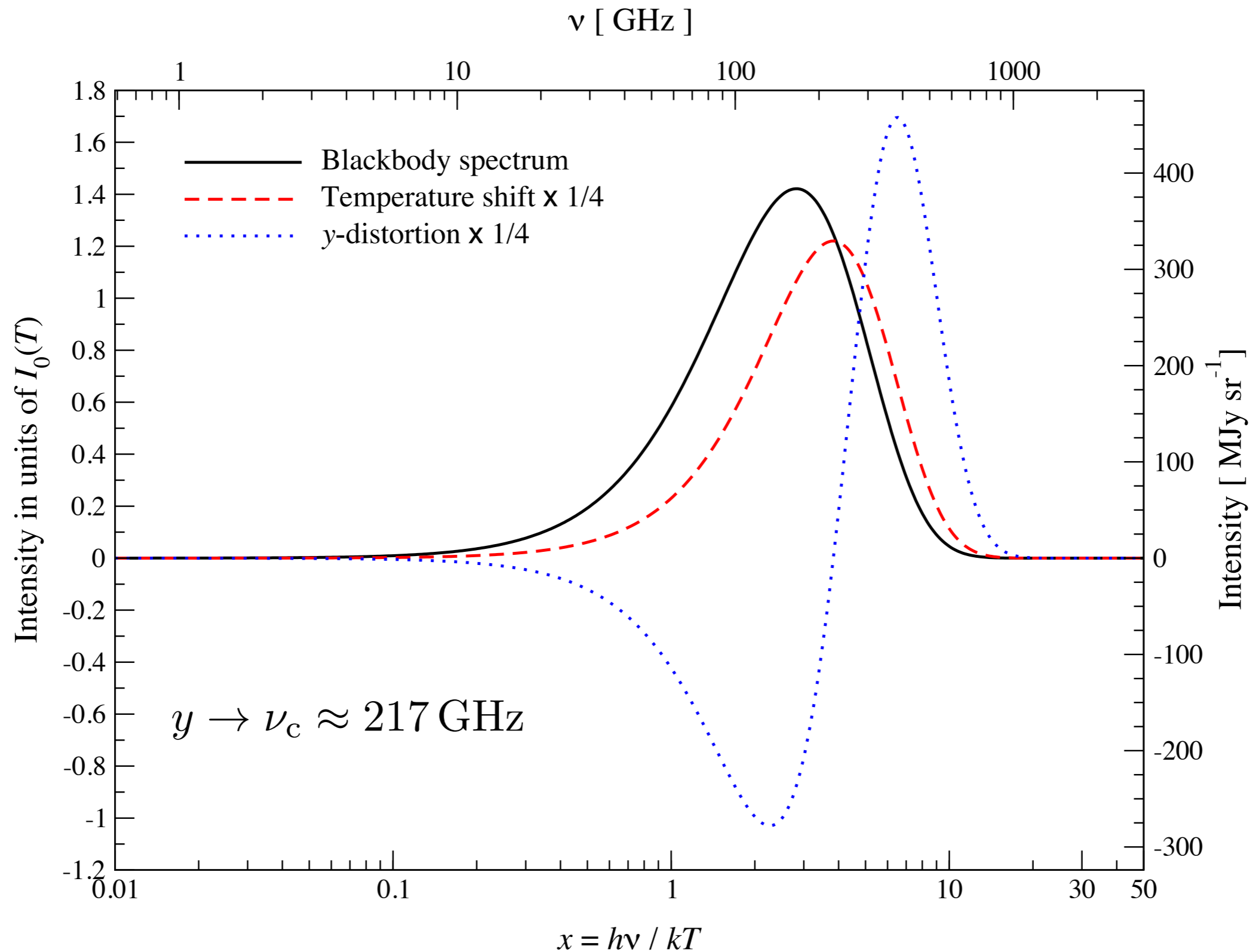
μ -distortion spectrum
(photon number conserved)

- $\mu_0 > 0 \Rightarrow$ *too few photons / too much energy*

- $\mu_0 < 0 \Rightarrow$ *too many photons / too little energy*

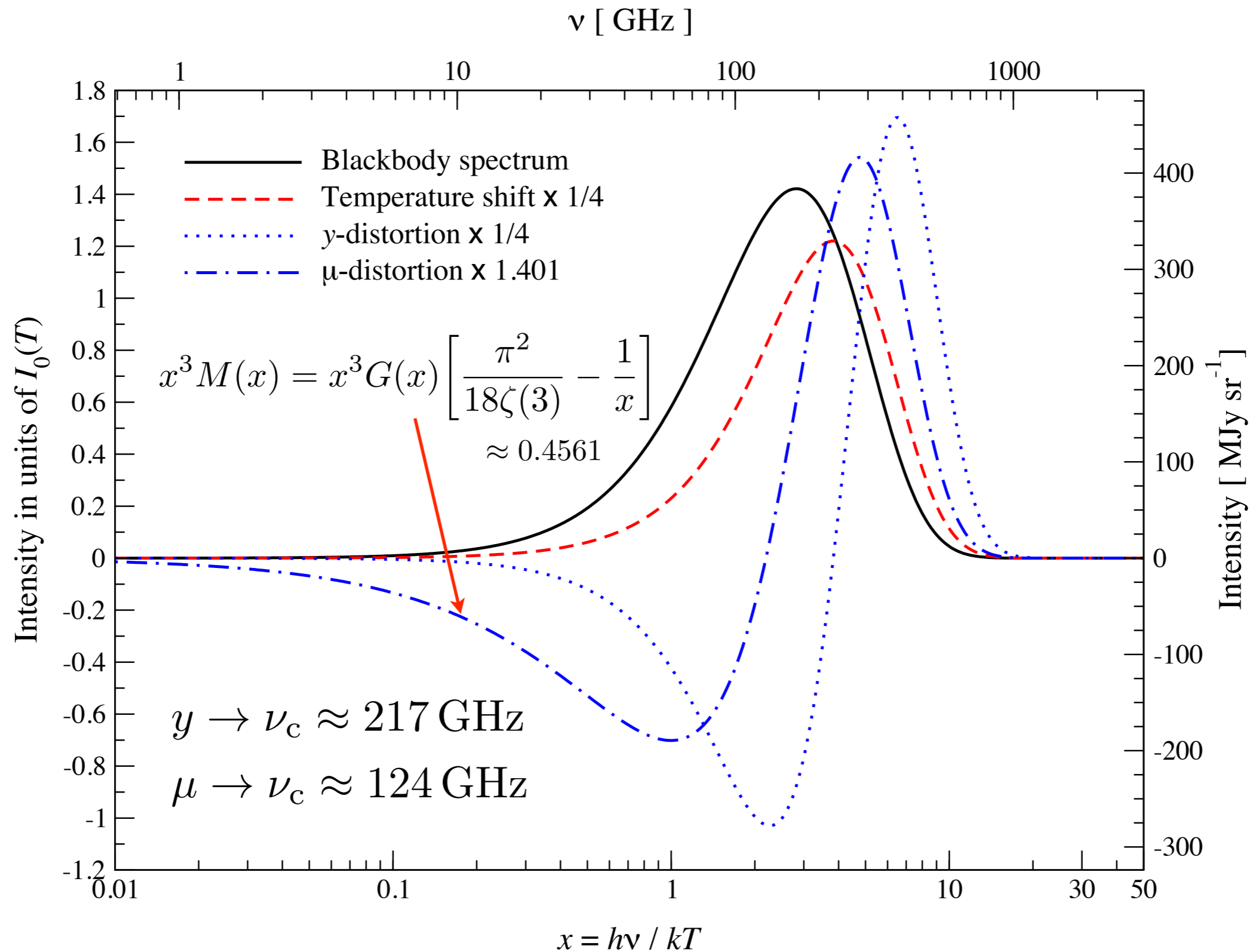
$$\frac{\Delta\rho_\gamma}{\rho_\gamma^{\text{bb}}} \approx \frac{4}{3} \frac{\Delta N_\gamma}{N_\gamma^{\text{bb}}}$$

Simplest spectral shapes



$$I_0 = (2h/c^2)(kT_0/h)^3 \approx 270 \text{ MJy sr}^{-1}$$

Simplest spectral shapes

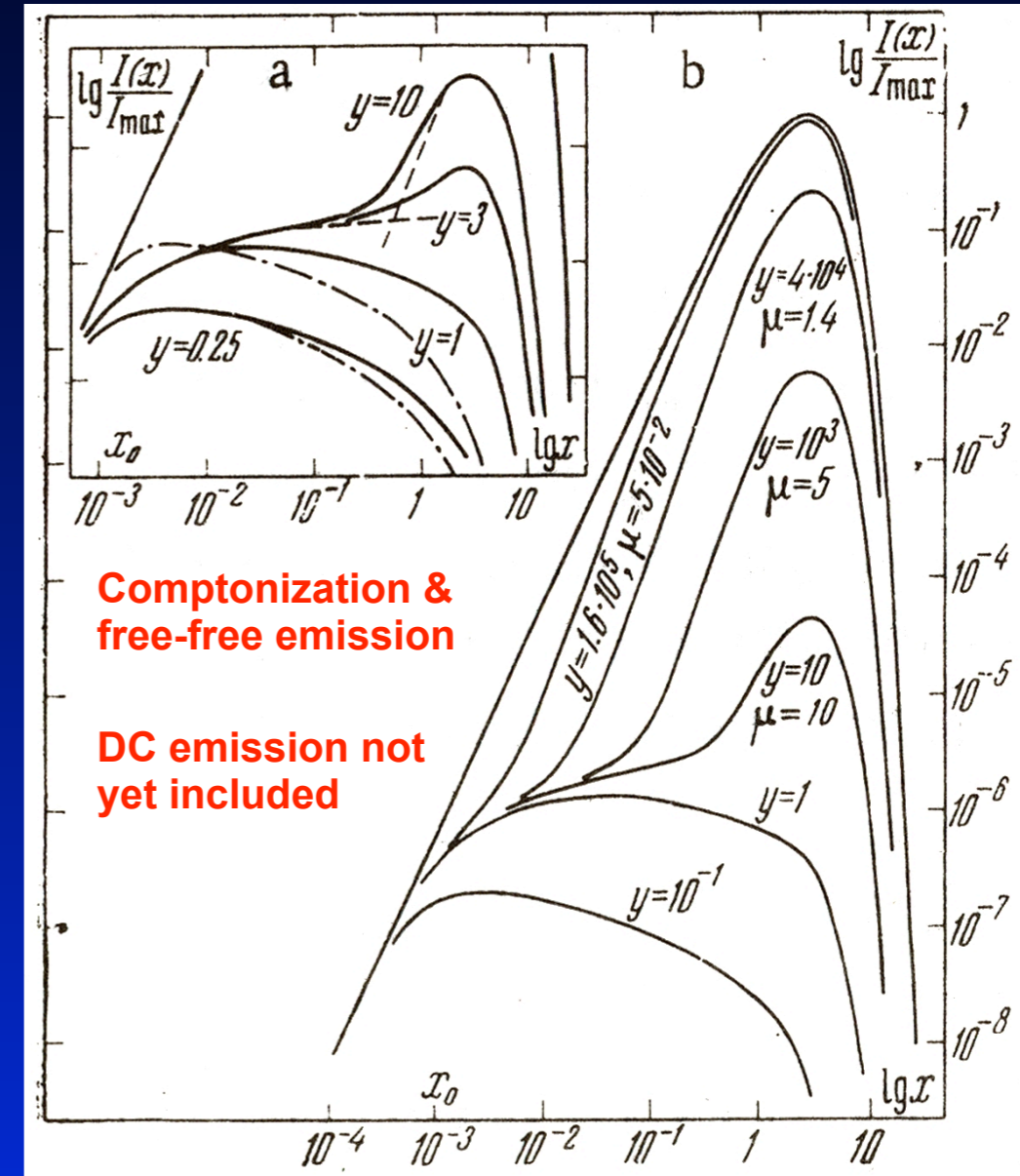
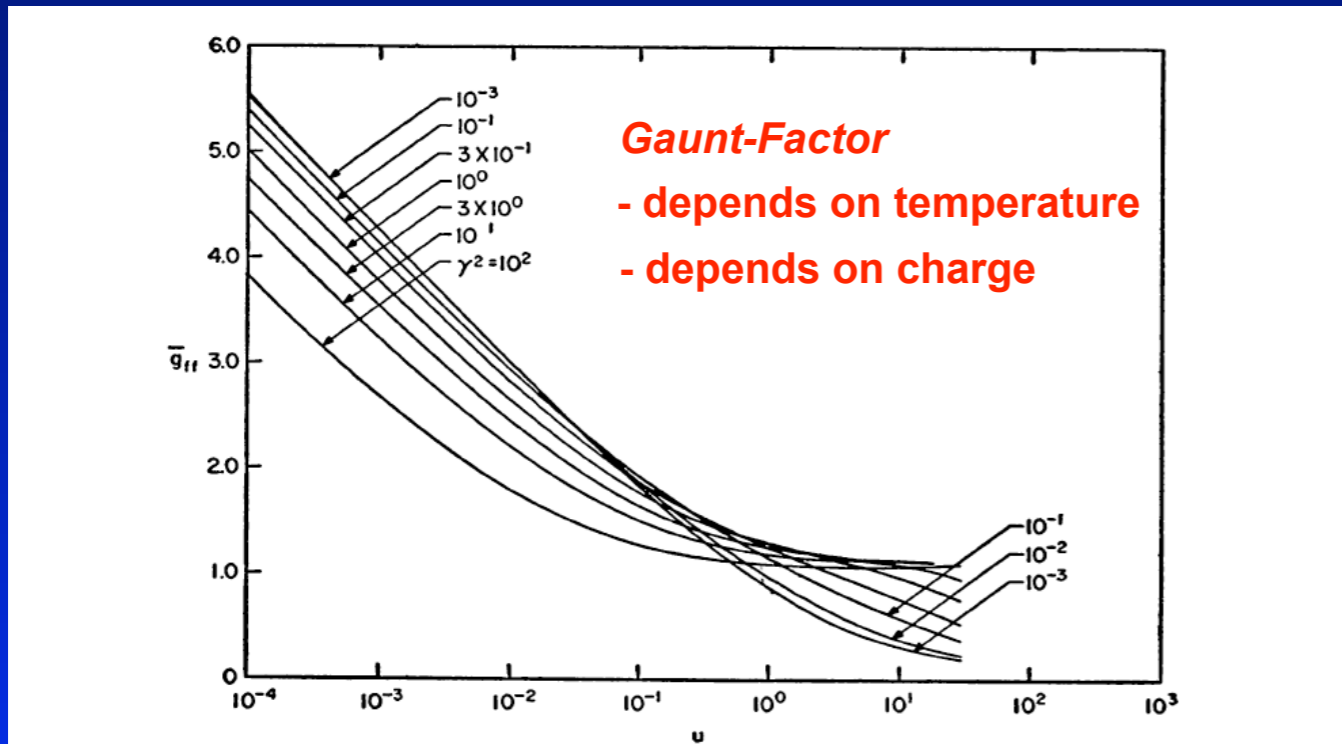


$$I_0 = (2h/c^2)(kT_0/h)^3 \approx 270 \text{ MJy sr}^{-1}$$

What about photon production processes?

Adjusting the photon number

- Bremsstrahlung $e + p \leftrightarrow e' + p + \gamma$
 - 1. order α correction to *Coulomb* scattering
 - production of low frequency photons
 - important for the evolution of the distortion at low frequencies and late times ($z < 2 \times 10^5$)



Illarionov & Sunyaev, 1975, Sov. Astr, 18, pp.413

FIG. 5.—Temperature-averaged free-free Gaunt factor versus $u = hv/kT$ for various values of $\gamma^2 = Z^2 Ry/kT$.

Adjusting the photon number

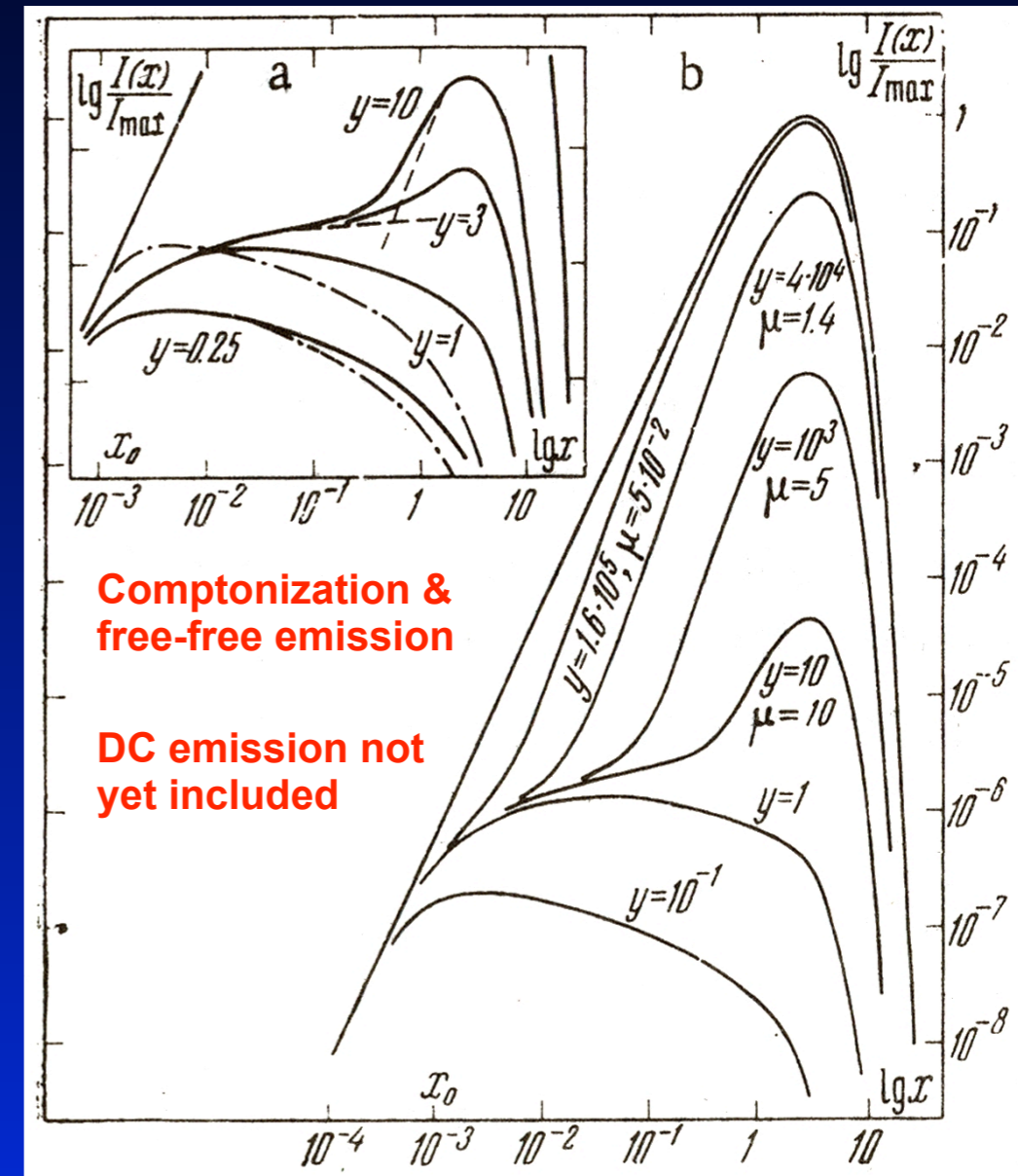
- Bremsstrahlung $e + p \leftrightarrow e' + p + \gamma$
 - 1. order α correction to *Coulomb* scattering
 - production of low frequency photons
 - important for the evolution of the distortion at low frequencies and late times ($z < 2 \times 10^5$)

- Double Compton scattering

(Lightman 1981; Thorne, 1981)

$$e + \gamma \leftrightarrow e' + \gamma_1 + \gamma_2$$

- 1. order α correction to *Compton* scattering
- was only included later (Danese & De Zotti, 1982)
- production of low frequency photons
- very important at high redshifts ($z > 2 \times 10^5$)



Illarionov & Sunyaev, 1975, Sov. Astr, 18, pp.413

Final Set of evolution equations

Photon field

$$\frac{\partial f}{\partial \tau} \approx \frac{\theta_e}{x^2} \frac{\partial}{\partial x} x^4 \left[\frac{\partial}{\partial x} f + \frac{T_\gamma}{T_e} f(1+f) \right] + \frac{K_{\text{BR}} e^{-x_e}}{x_e^3} [1 - f(e^{x_e} - 1)] + \frac{K_{\text{DC}} e^{-2x}}{x^3} [1 - f(e^x - 1)] + S(\tau, x)$$

$$K_{\text{BR}} = \frac{\alpha}{2\pi} \frac{\lambda_e^3}{\sqrt{6\pi} \theta_e^{7/2}} \sum_i Z_i^2 N_i \bar{g}_{\text{ff}}(Z_i, T_e, T_\gamma, x_e), \quad K_{\text{DC}} = \frac{4\alpha}{3\pi} \theta_\gamma^2 I_{\text{dc}} g_{\text{dc}}(T_e, T_\gamma, x)$$

$$\bar{g}_{\text{ff}}(x_e) \approx \begin{cases} \frac{\sqrt{3}}{\pi} \ln\left(\frac{2.25}{x_e}\right) & \text{for } x_e \leq 0.37 \\ 1 & \text{otherwise} \end{cases}, \quad g_{\text{dc}} \approx \frac{1 + \frac{3}{2}x + \frac{29}{24}x^2 + \frac{11}{16}x^3 + \frac{5}{12}x^4}{1 + 19.739\theta_\gamma - 5.5797\theta_e}.$$

$$I_{\text{dc}} = \int x^4 f(1+f) dx \approx 4\pi^4/15$$

Ordinary matter temperature

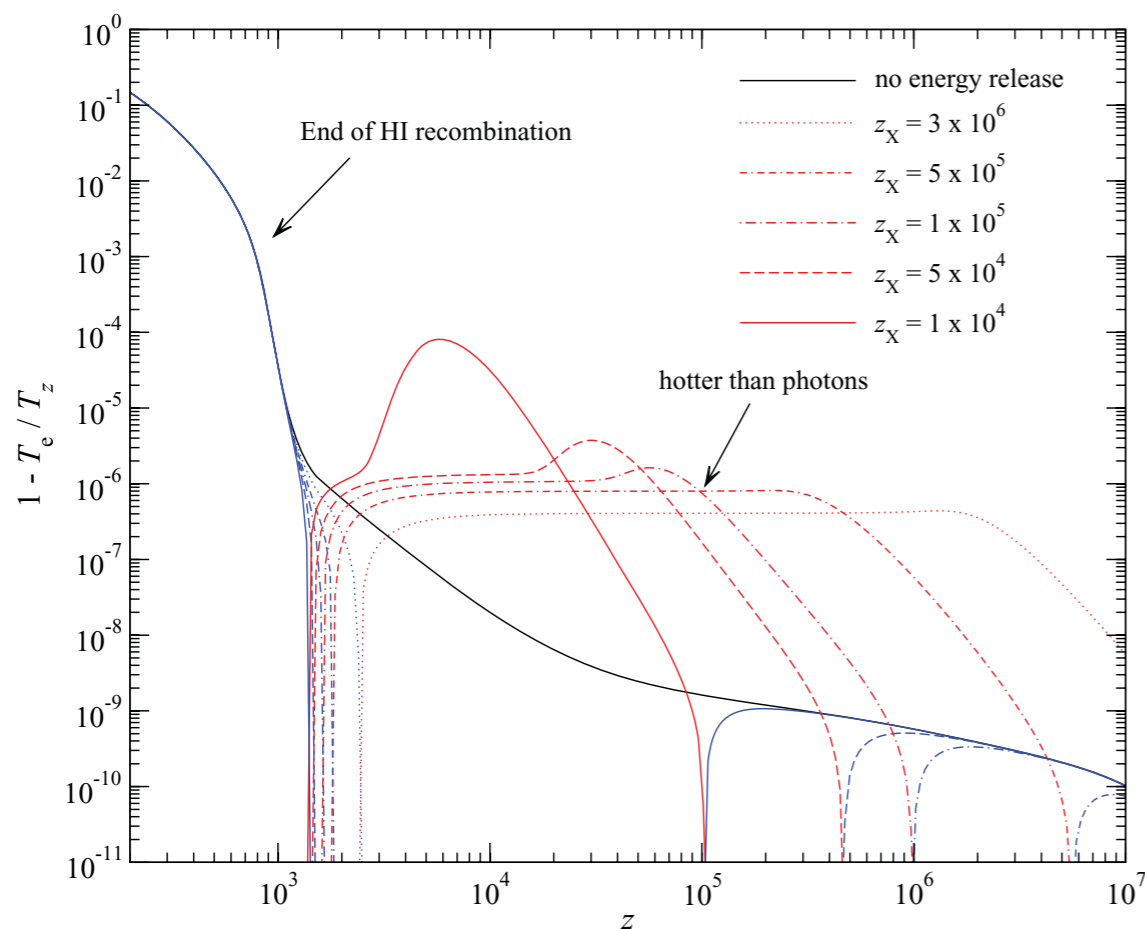
$$\frac{d\rho_e}{d\tau} = \frac{d(T_e/T_\gamma)}{d\tau} = \frac{t_{\text{T}} \dot{Q}}{\alpha_{\text{h}} \theta_\gamma} + \frac{4\tilde{\rho}_\gamma}{\alpha_{\text{h}}} [\rho_e^{\text{eq}} - \rho_e] - \frac{4\tilde{\rho}_\gamma}{\alpha_{\text{h}}} \mathcal{H}_{\text{DC, BR}}(\rho_e) - H t_{\text{T}} \rho_e.$$

$$k\alpha_{\text{h}} = \frac{3}{2}k[N_e + N_{\text{H}} + N_{\text{He}}] = \frac{3}{2}kN_{\text{H}}[1 + f_{\text{He}} + X_e] \quad \rho_e^{\text{eq}} = T_e^{\text{eq}}/T_\gamma$$

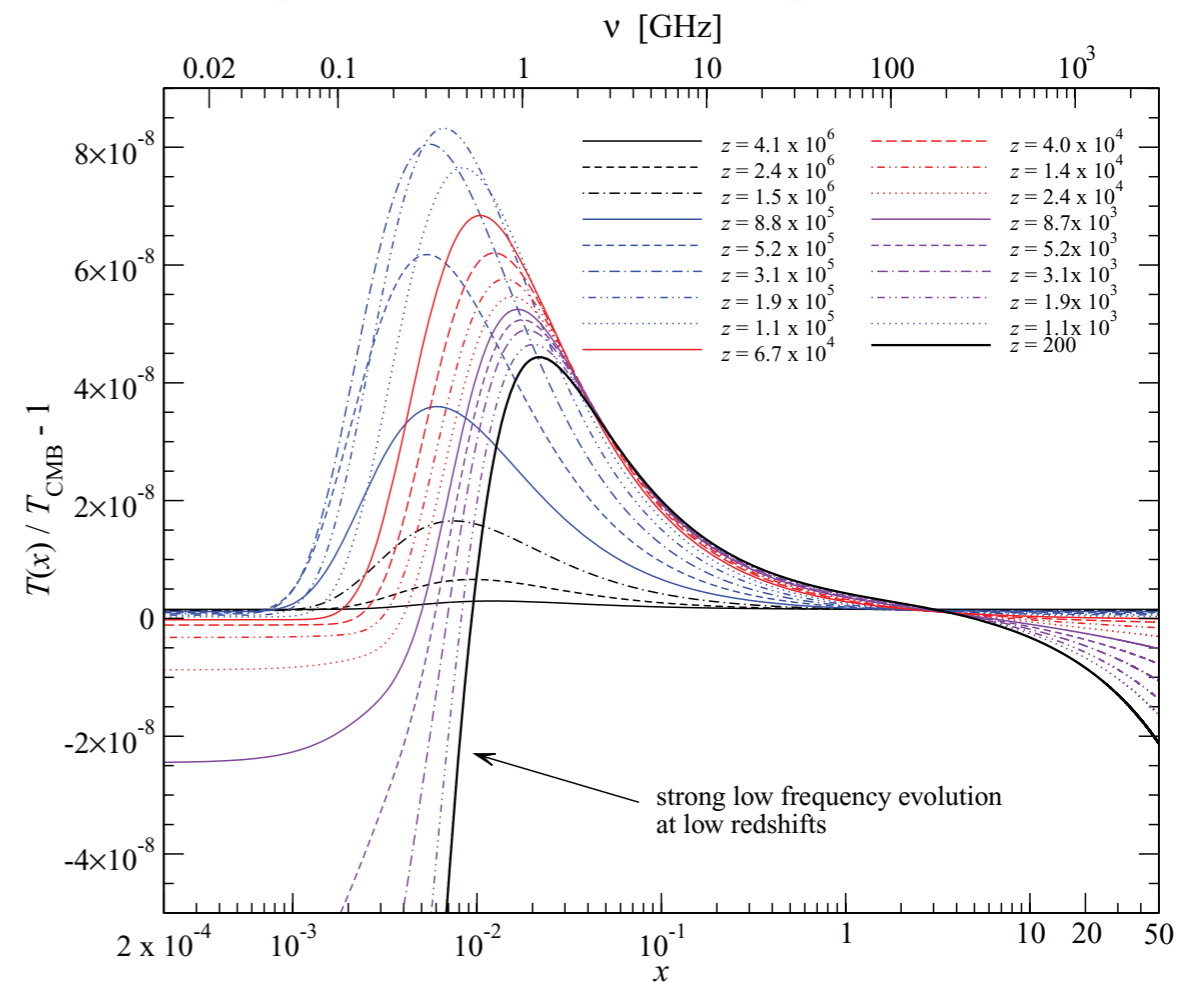
$$\tilde{\rho}_\gamma = \rho_\gamma/m_e c^2 \quad T_e^{\text{eq}} = T_\gamma \frac{\int x^4 f(1+f) dx}{4 \int x^3 f dx} \equiv \frac{h}{k} \frac{\int \nu^4 f(1+f) d\nu}{4 \int \nu^3 f d\nu}$$

CosmoTherm: a new flexible thermalization code

- Solve the thermalization problem for a *wide range* of energy release histories
- several scenarios already implemented (*decaying particles, damping of acoustic modes*)
- first *explicit* solution of time-dependent energy release scenarios
- open source code
- will be available at www.Chluba.de/CosmoTherm/
- Main reference: JC & Sunyaev, MNRAS, 2012 (arXiv:1109.6552)

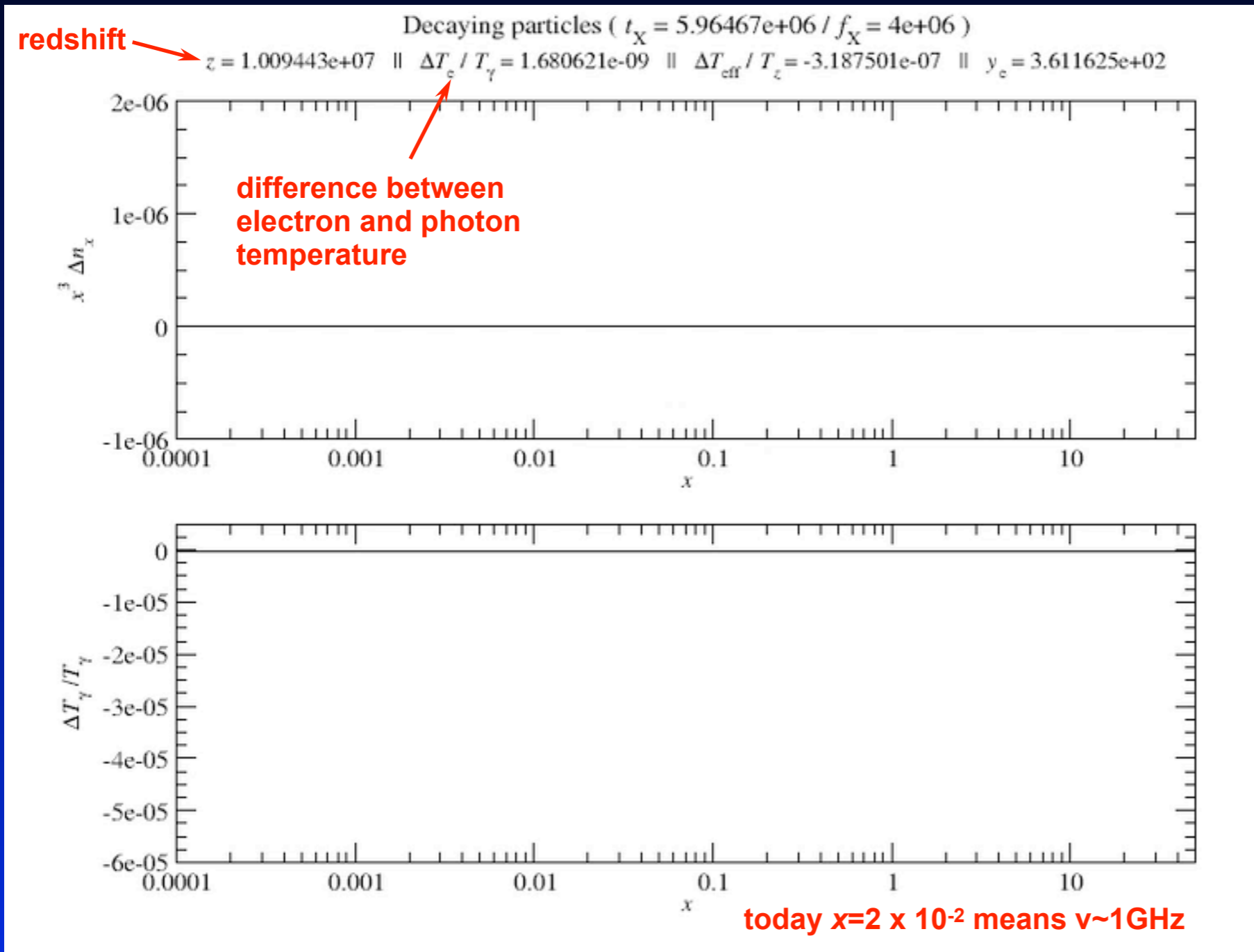


Electron temperature evolution



Evolution of distortion

Example: *Energy release by decaying relict particle*



- initial condition: *full equilibrium*
- total energy release: $\Delta\rho/\rho \sim 1.3 \times 10^{-6}$
- most of energy released around: $z_X \sim 2 \times 10^6$
- positive μ -distortion
- high frequency distortion frozen around $z \approx 5 \times 10^5$
- late ($z < 10^3$) free-free absorption at very low frequencies ($T_e < T_\gamma$)

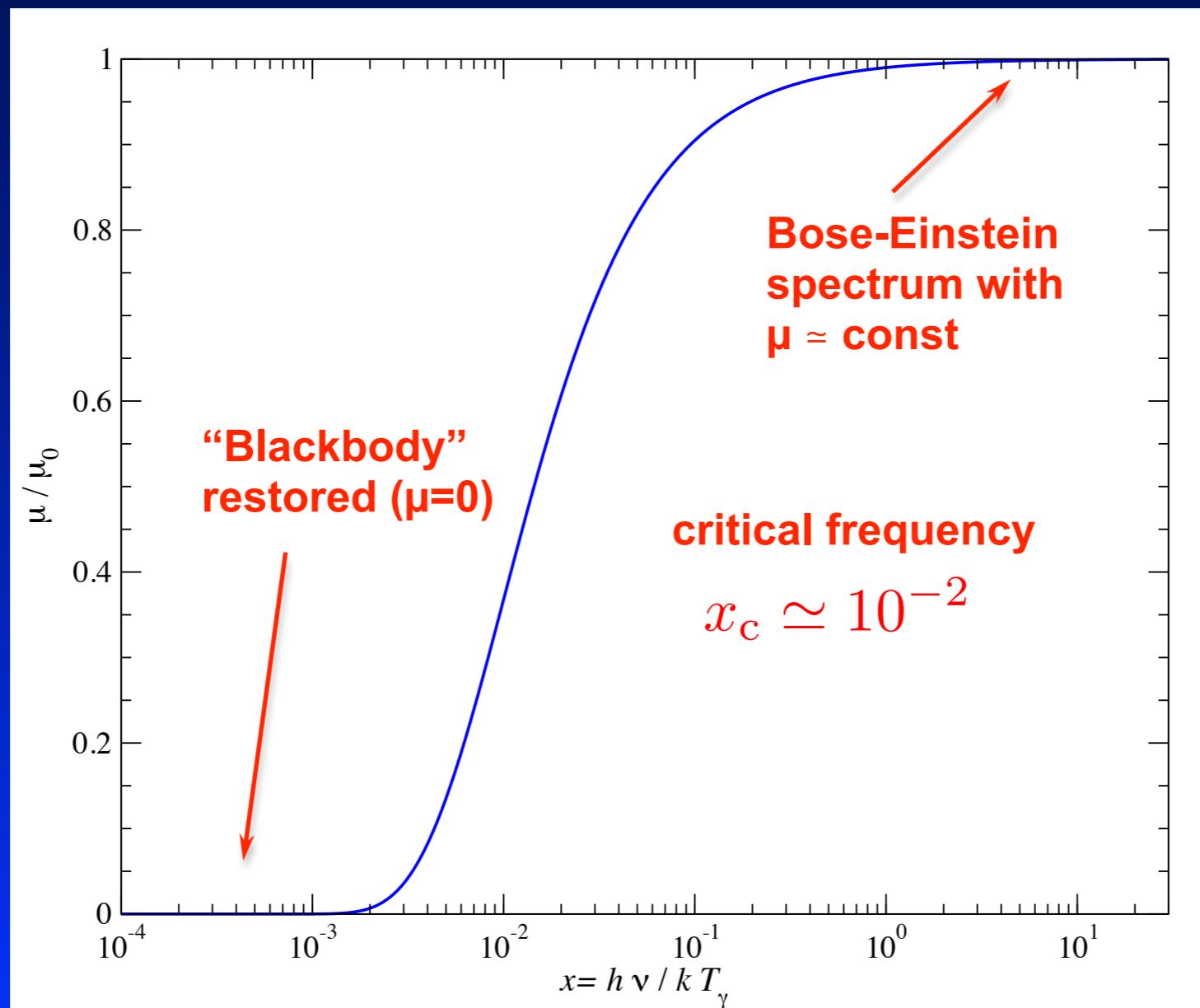
*Is there a simple way to include the effect of
photon production at low frequencies?*

Analytic Approximation for μ -distortion

- *Comptonization efficient!* $\implies \left. \frac{dn}{d\tau} \right|_C + \left. \frac{dn}{d\tau} \right|_{em/abs} \approx 0$
- *low frequency limit & small distortion* $\implies \mu(x, z) \approx \mu_0(z) e^{-x_c(z)/x}$
 (e.g., see Sunyaev & Zeldovich, 1970, ApSS, 7, 20; Hu 1995, PhD Thesis)

critical frequency

chemical potential at high frequencies



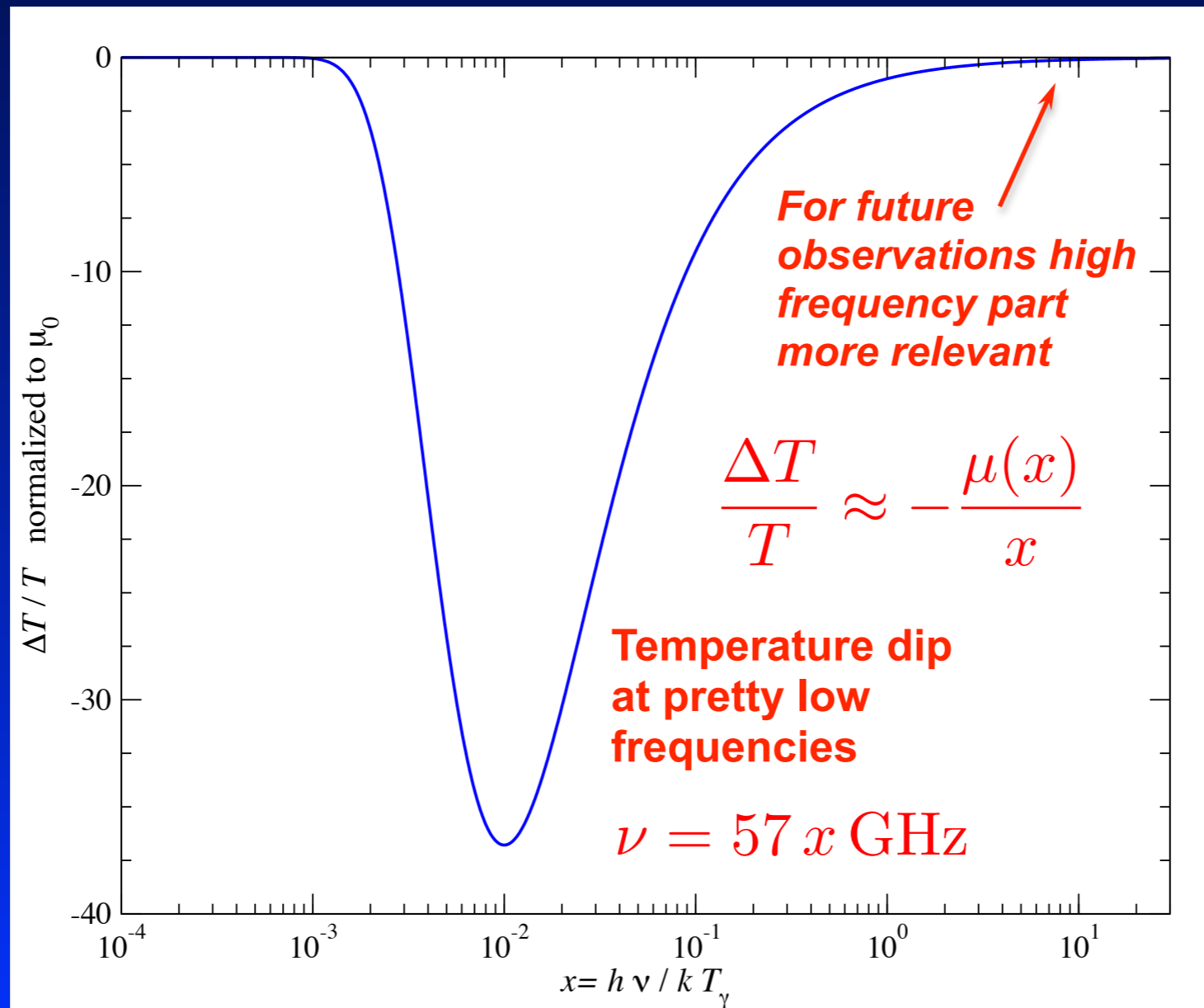
$$n = \frac{1}{e^{x+\mu(x,z)} - 1}$$

Analytic Approximation for μ -distortion

- *Comptonization efficient!* $\implies \left. \frac{dn}{d\tau} \right|_C + \left. \frac{dn}{d\tau} \right|_{em/abs} \approx 0$
- *low frequency limit & small distortion* $\implies \mu(x, z) \approx \mu_0(z) e^{-x_c(z)/x}$
(e.g., see Sunyaev & Zeldovich, 1970, ApSS, 7, 20; Hu 1995, PhD Thesis)

critical frequency

chemical potential at high frequencies



$$n = \frac{1}{e^{x+\mu(x,z)} - 1}$$

Analytic Approximation for μ -distortion

- *Comptonization efficient!* $\implies \left. \frac{dn}{d\tau} \right|_{\text{C}} + \left. \frac{dn}{d\tau} \right|_{\text{em/abs}} \approx 0$
- *low frequency limit & small distortion* $\implies \mu(x, z) \approx \mu_0(z) e^{-x_c(z)/x}$
(e.g., see Sunyaev & Zeldovich, 1970, ApSS, 7, 20; Hu 1995, PhD Thesis)

Last step: How does $\mu_0(z)$ depend on z ?

Analytic Approximation for μ -distortion

- *Comptonization efficient!* $\implies \left. \frac{dn}{d\tau} \right|_C + \left. \frac{dn}{d\tau} \right|_{\text{em/abs}} \approx 0$
- *low frequency limit & small distortion* $\implies \mu(x, z) \approx \mu_0(z) e^{-x_c(z)/x}$
(e.g., see Sunyaev & Zeldovich, 1970, ApSS, 7, 20; Hu 1995, PhD Thesis)
- *Use $\mu(x, z)$ to estimate the total photon production rate at low frequencies \implies determines at which rate μ_0 reduces*

$$\mu_0 \approx 1.401 \frac{\Delta\rho_\gamma}{\rho_\gamma} \implies \mu_0 \approx 1.4 \int_{z_K}^{\infty} \frac{d(Q/\rho_\gamma)}{dz'} \mathcal{J}_\mu(z') dz'$$

- *μ -distortion visibility function:* $\mathcal{J}_\mu(z) \approx e^{-(z/z_\mu)^{5/2}}$ with $z_\mu \approx 2 \times 10^6$

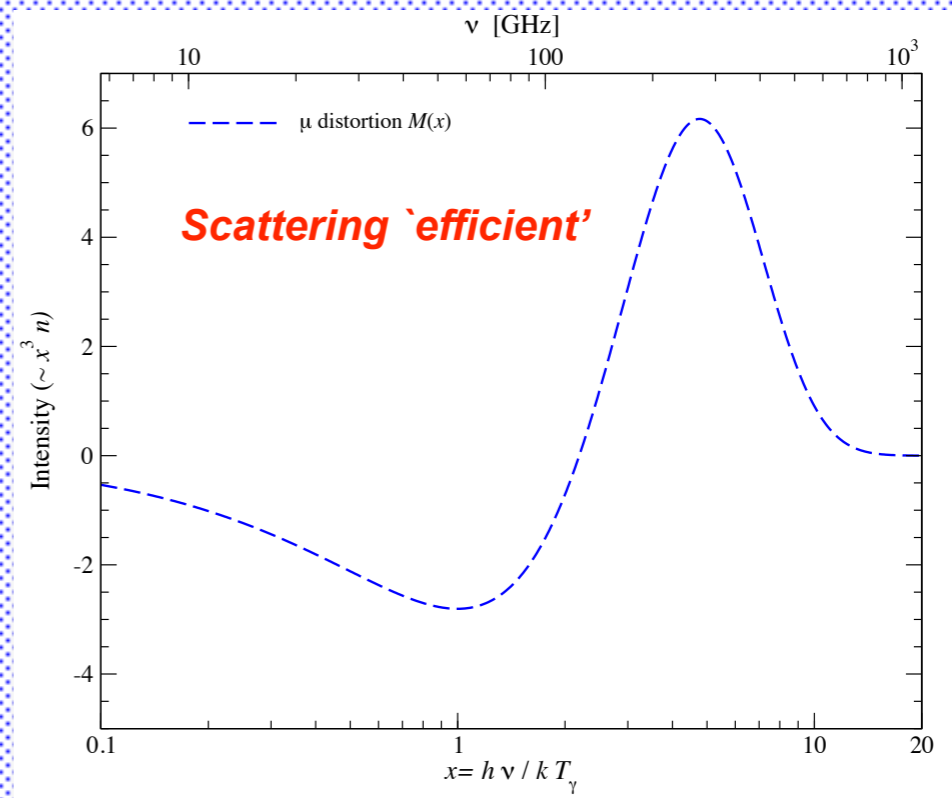
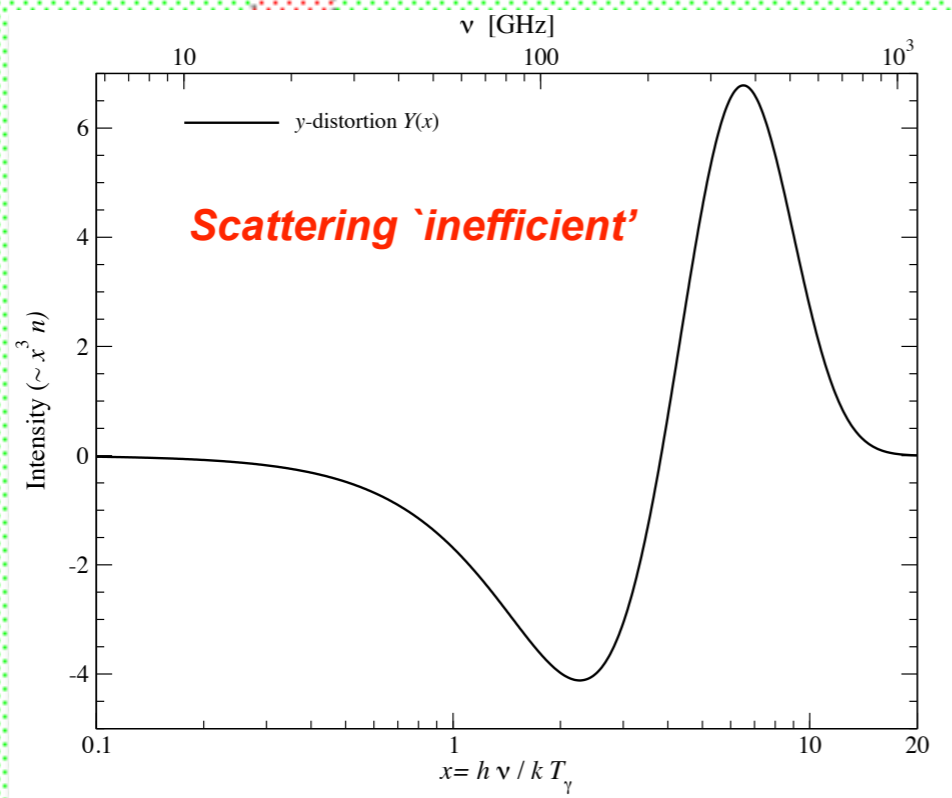
- *Transition between μ and y modeled as simple step function*

Classical approximations for μ and y


y - distortion

μ -y transition

μ - distortion



Last Scattering Surface



CMB anisotropies

$t_K \simeq t_{\text{exp}}$

10^2

10^3

10^4

10^5

10^6

10^7

redshift z

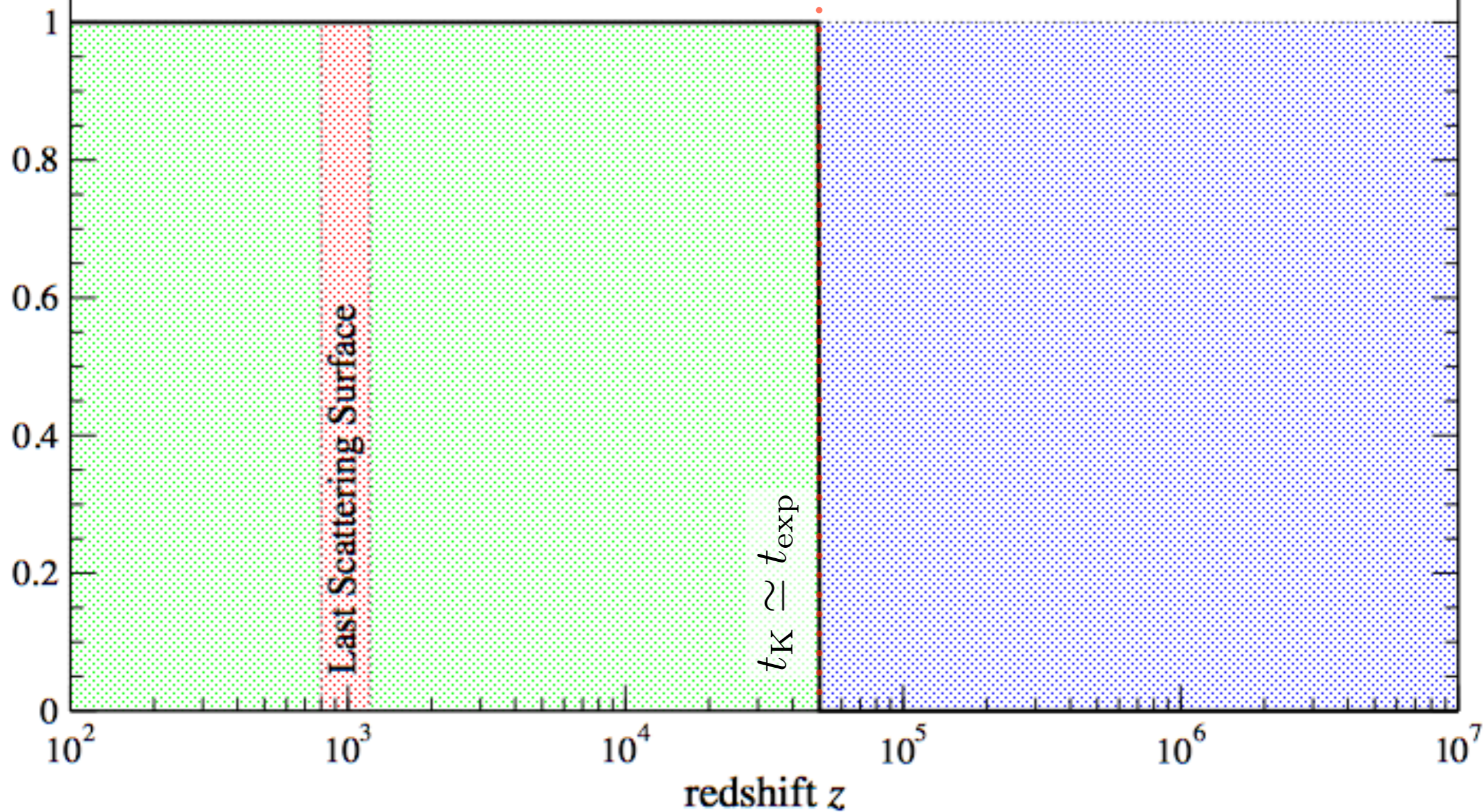
y - distortion

μ -y transition

μ - distortion

$$y \simeq \frac{1}{4} \frac{\Delta\rho_\gamma}{\rho_\gamma} \equiv \frac{1}{4} \int_{z_{\text{rec}}}^{z_{\mu y}} \frac{d(Q/\rho_\gamma)}{dz'} dz'$$

Visibility



y - distortion

μ -y transition

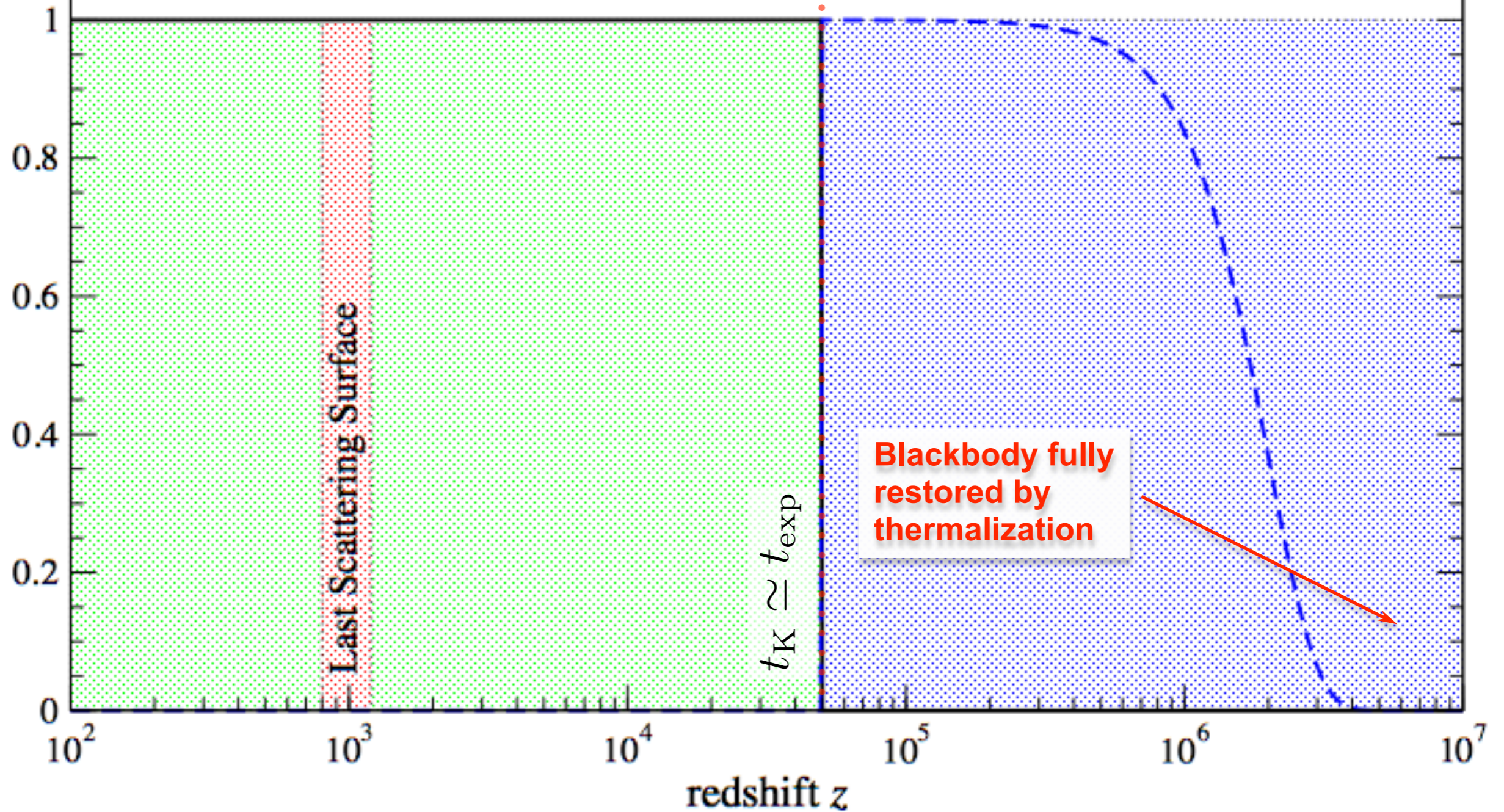
μ - distortion

$$y \simeq \frac{1}{4} \frac{\Delta\rho_\gamma}{\rho_\gamma} \equiv \frac{1}{4} \int_{z_{\text{rec}}}^{z_{\mu y}} \frac{d(Q/\rho_\gamma)}{dz'} dz'$$

$$\mu \approx 1.4 \int_{z_{\mu y}}^{\infty} \frac{d(Q/\rho_\gamma)}{dz'} \mathcal{J}_\mu(z') dz'$$

$$\mathcal{J}_\mu(z) \approx e^{-\left(\frac{z}{1.98 \times 10^6}\right)^{5/2}}$$

Visibility



y - distortion

μ -y transition

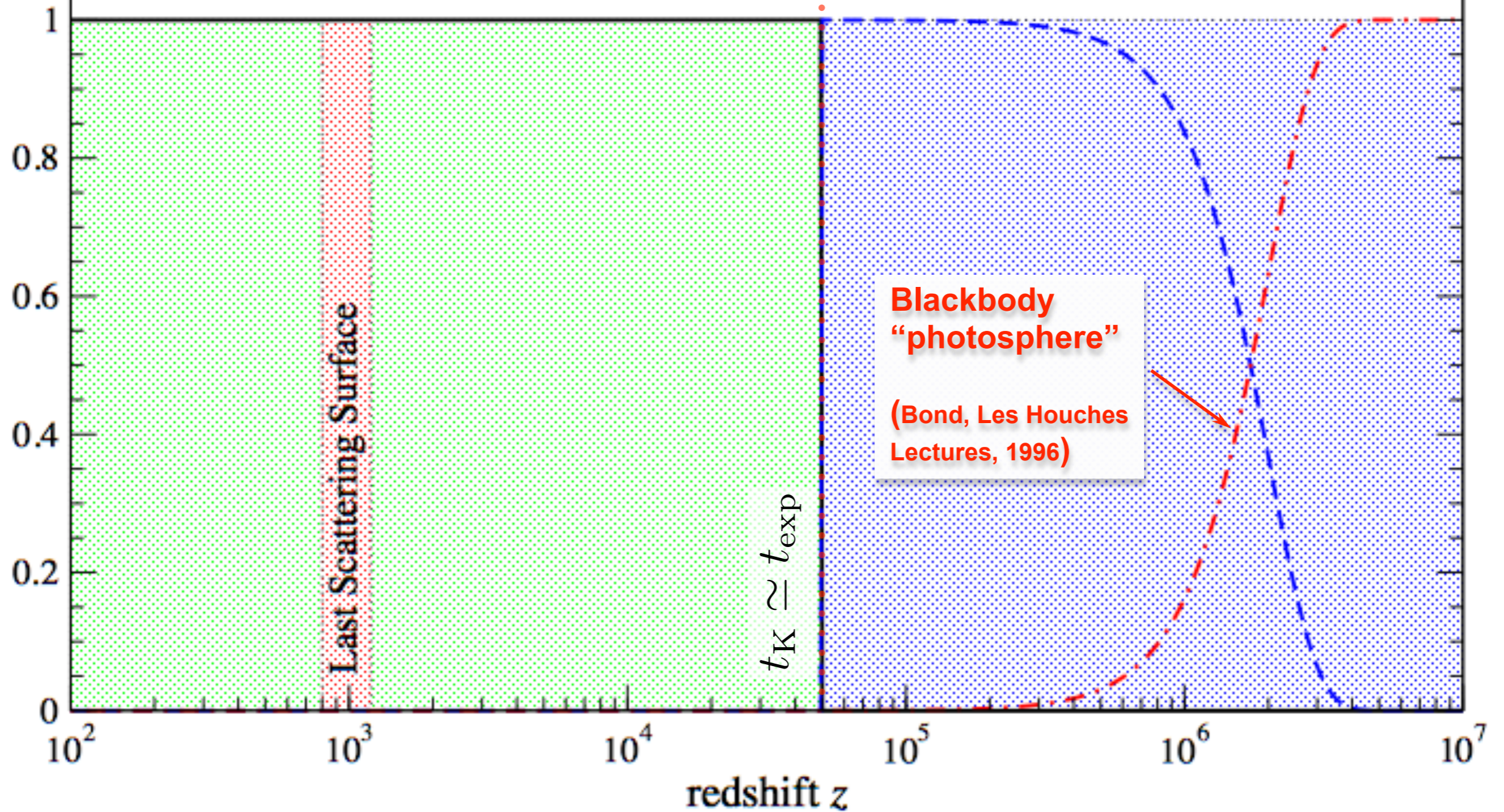
μ - distortion

$$y \simeq \frac{1}{4} \frac{\Delta\rho_\gamma}{\rho_\gamma} \equiv \frac{1}{4} \int_{z_{\text{rec}}}^{z_{\mu y}} \frac{d(Q/\rho_\gamma)}{dz'} dz'$$

$$\mu \approx 1.4 \int_{z_{\mu y}}^{\infty} \frac{d(Q/\rho_\gamma)}{dz'} \mathcal{J}_\mu(z') dz'$$

$$\mathcal{J}_\mu(z) \approx e^{-\left(\frac{z}{1.98 \times 10^6}\right)^{5/2}}$$

Visibility



y - distortion

μ -y transition

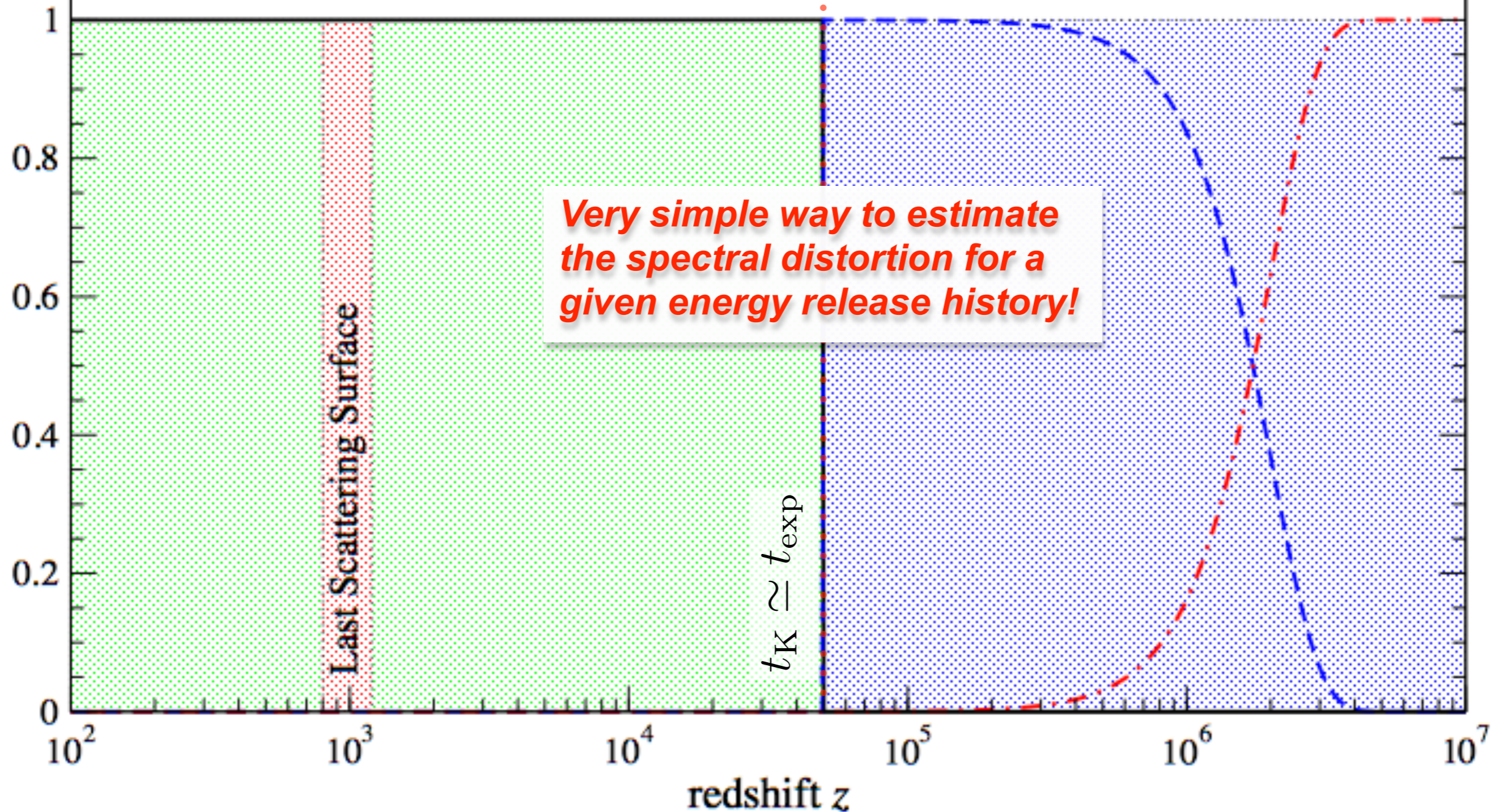
μ - distortion

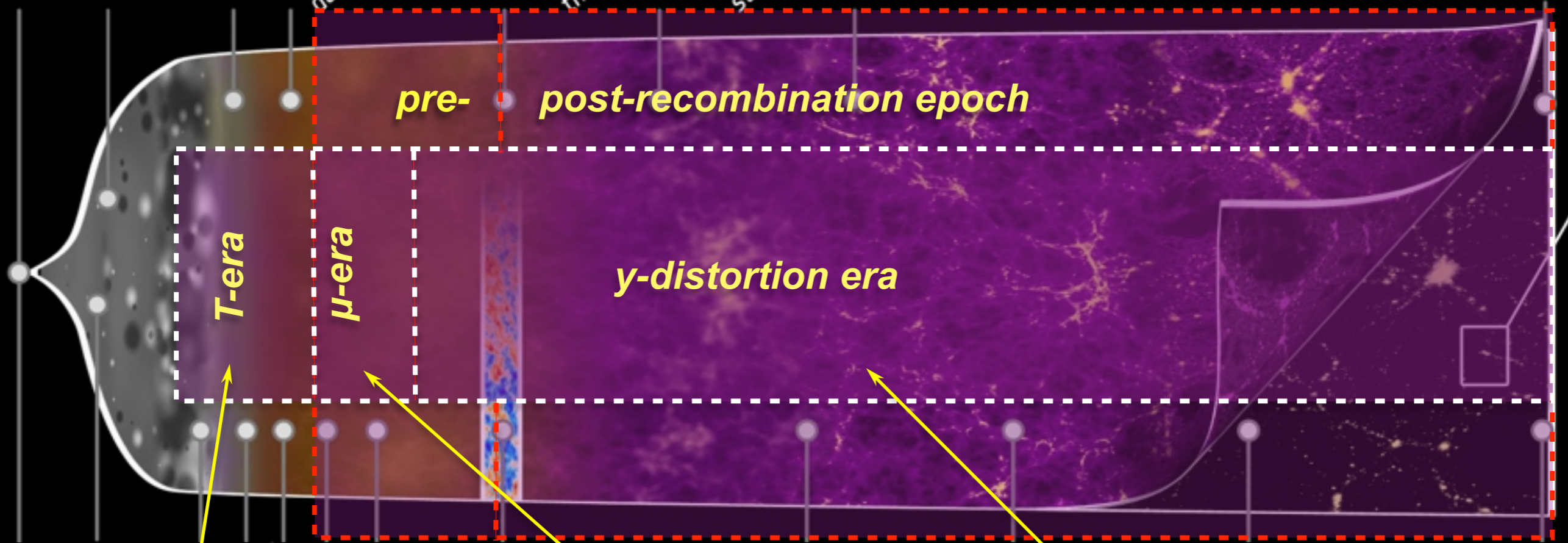
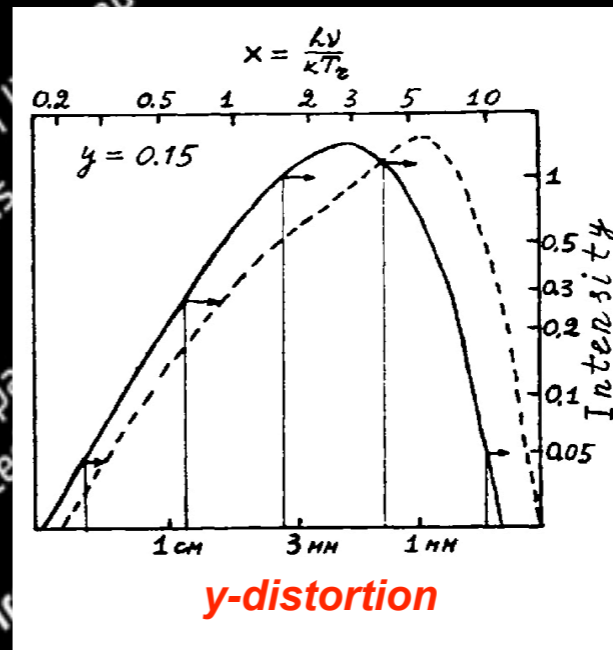
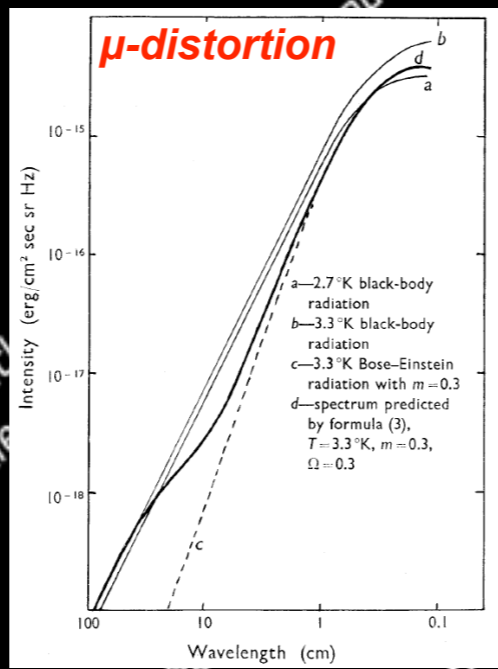
$$y \simeq \frac{1}{4} \frac{\Delta\rho_\gamma}{\rho_\gamma} \equiv \frac{1}{4} \int_{z_{\text{rec}}}^{z_{\mu y}} \frac{d(Q/\rho_\gamma)}{dz'} dz'$$

$$\mu \approx 1.4 \int_{z_{\mu y}}^{\infty} \frac{d(Q/\rho_\gamma)}{dz'} \mathcal{J}_\mu(z') dz'$$

$$\mathcal{J}_\mu(z) \approx e^{-\left(\frac{z}{1.98 \times 10^6}\right)^{5/2}}$$

Visibility





$$\frac{\Delta T}{T} \simeq \frac{1}{4} \left. \frac{\Delta \rho_\gamma}{\rho_\gamma} \right|_T$$

$$\mu \simeq 1.4 \left. \frac{\Delta \rho_\gamma}{\rho_\gamma} \right|_\mu$$

$$y \simeq \frac{1}{4} \left. \frac{\Delta \rho_\gamma}{\rho_\gamma} \right|_y$$

*What about the μ - γ transition regime?
Is the transition really as abrupt?*

Quasi-Exact Treatment of the Thermalization Problem

- *For real forecasts of future prospects a precise & fast method for computing the spectral distortion is needed!*
- *Case-by-case computation of the distortion (e.g., with **CosmoTherm**, JC & Sunyaev, 2012, ArXiv:1109.6552) still rather time-consuming*
- ***But:** distortions are small \Rightarrow thermalization problem becomes linear!*
- ***Simple solution:** compute “response function” of the thermalization problem \Rightarrow Green’s function approach (JC, 2013, ArXiv:1304.6120)*
- *Final distortion for fixed energy-release history given by*

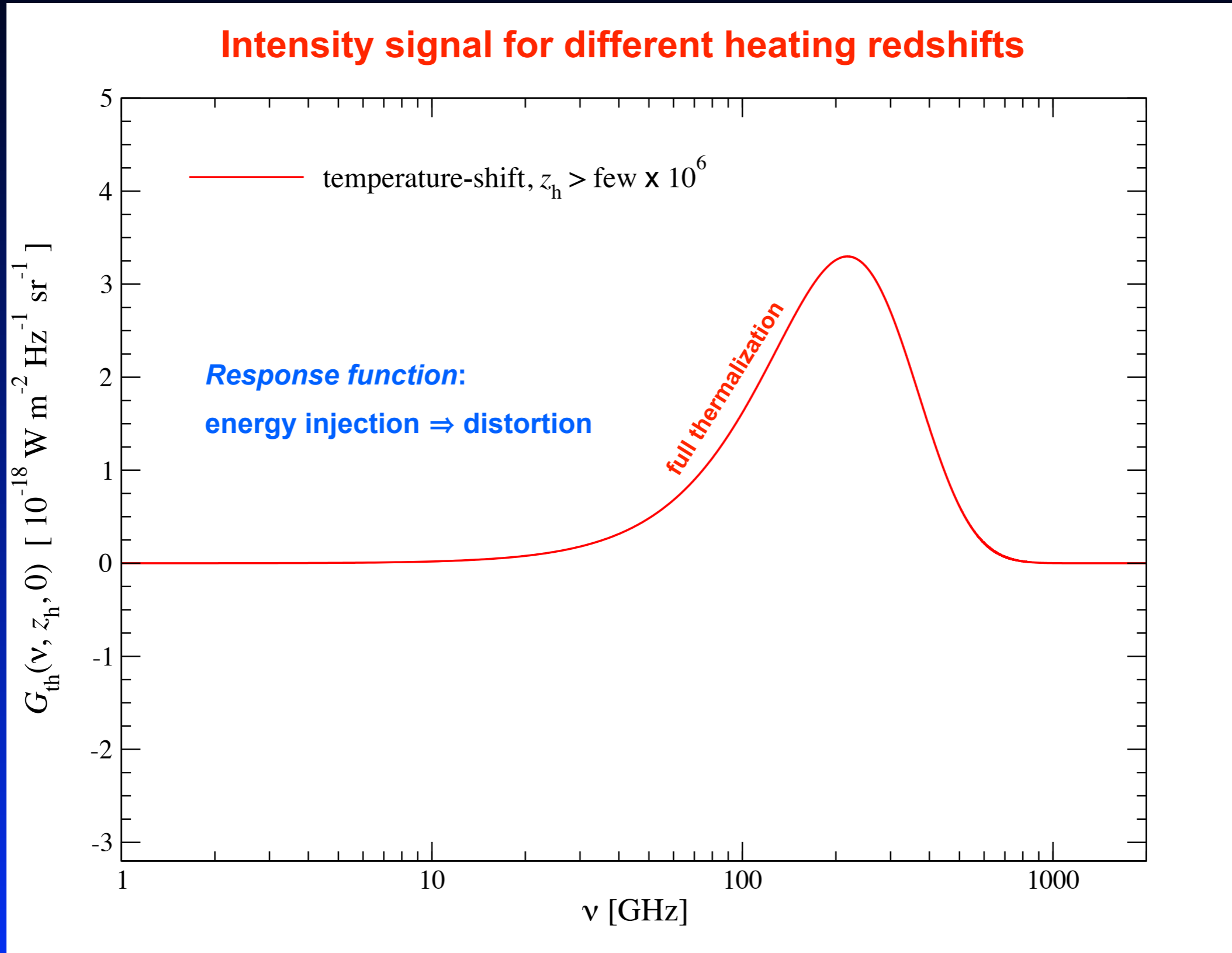
$$\Delta I_\nu \approx \int_0^\infty G_{\text{th}}(\nu, z') \frac{d(Q/\rho_\gamma)}{dz'} dz'$$

Thermalization Green’s function

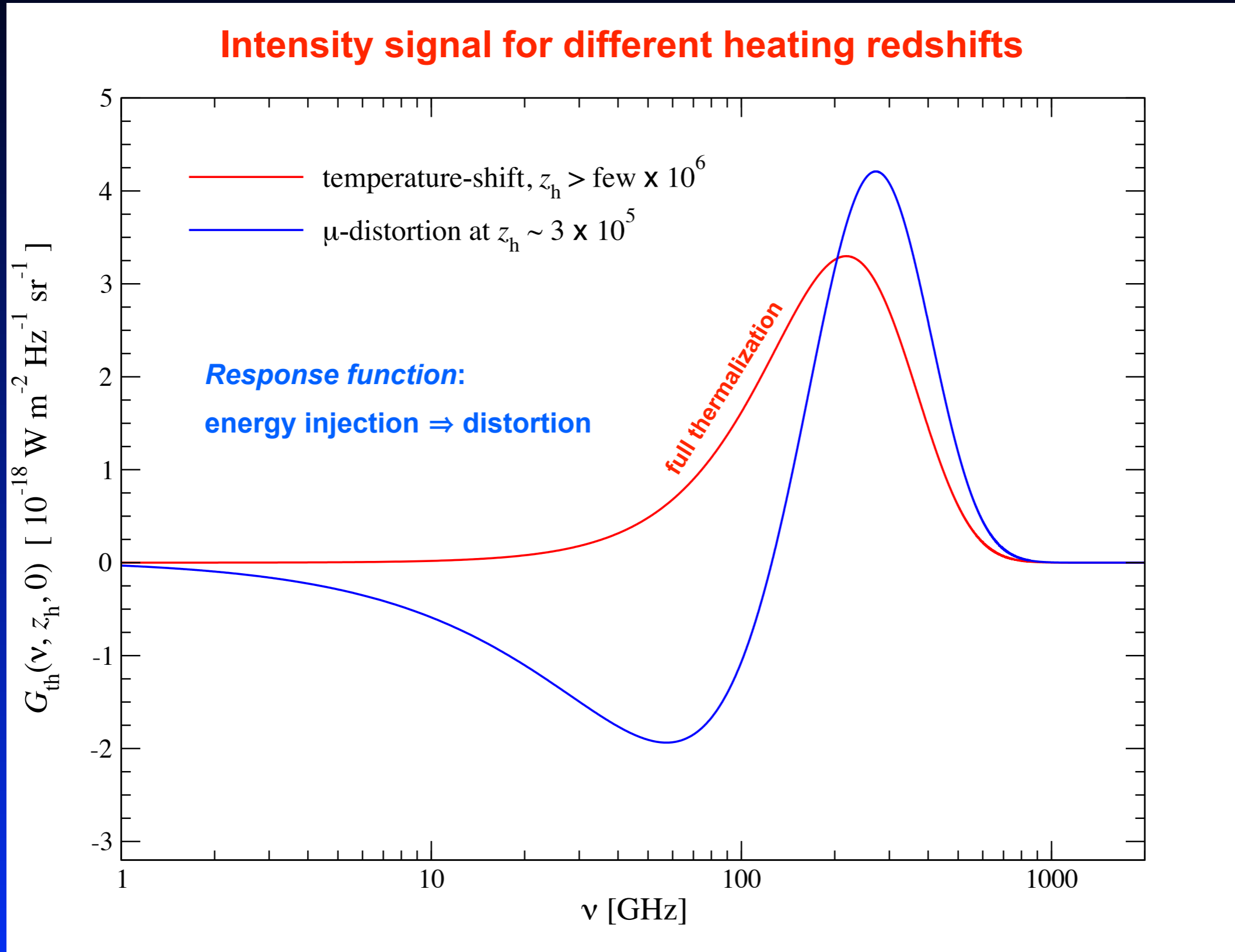
- *Fast and quasi-exact! No additional approximations!*

CosmoTherm available at: www.Chluba.de/CosmoTherm

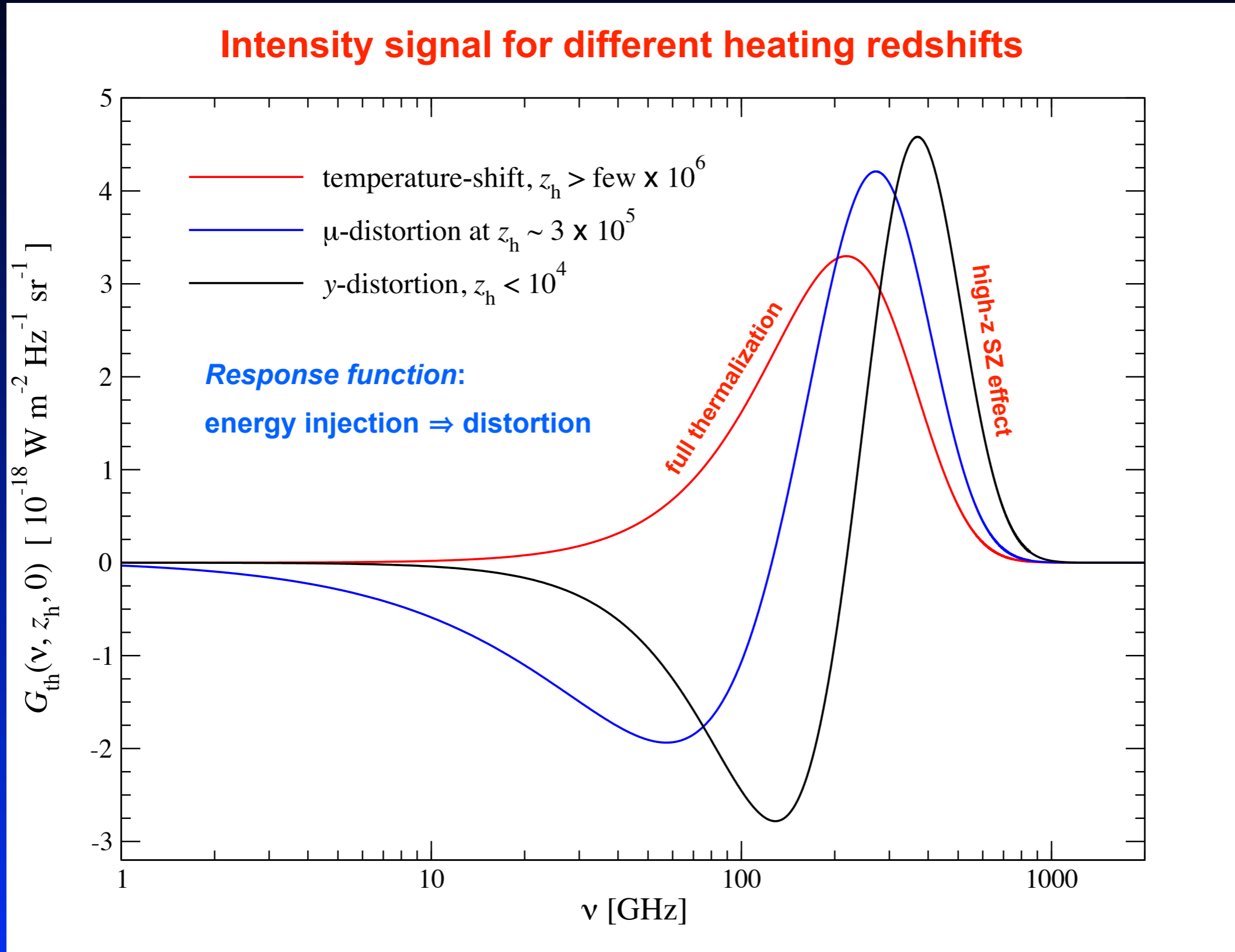
What does the spectrum look like after energy injection?



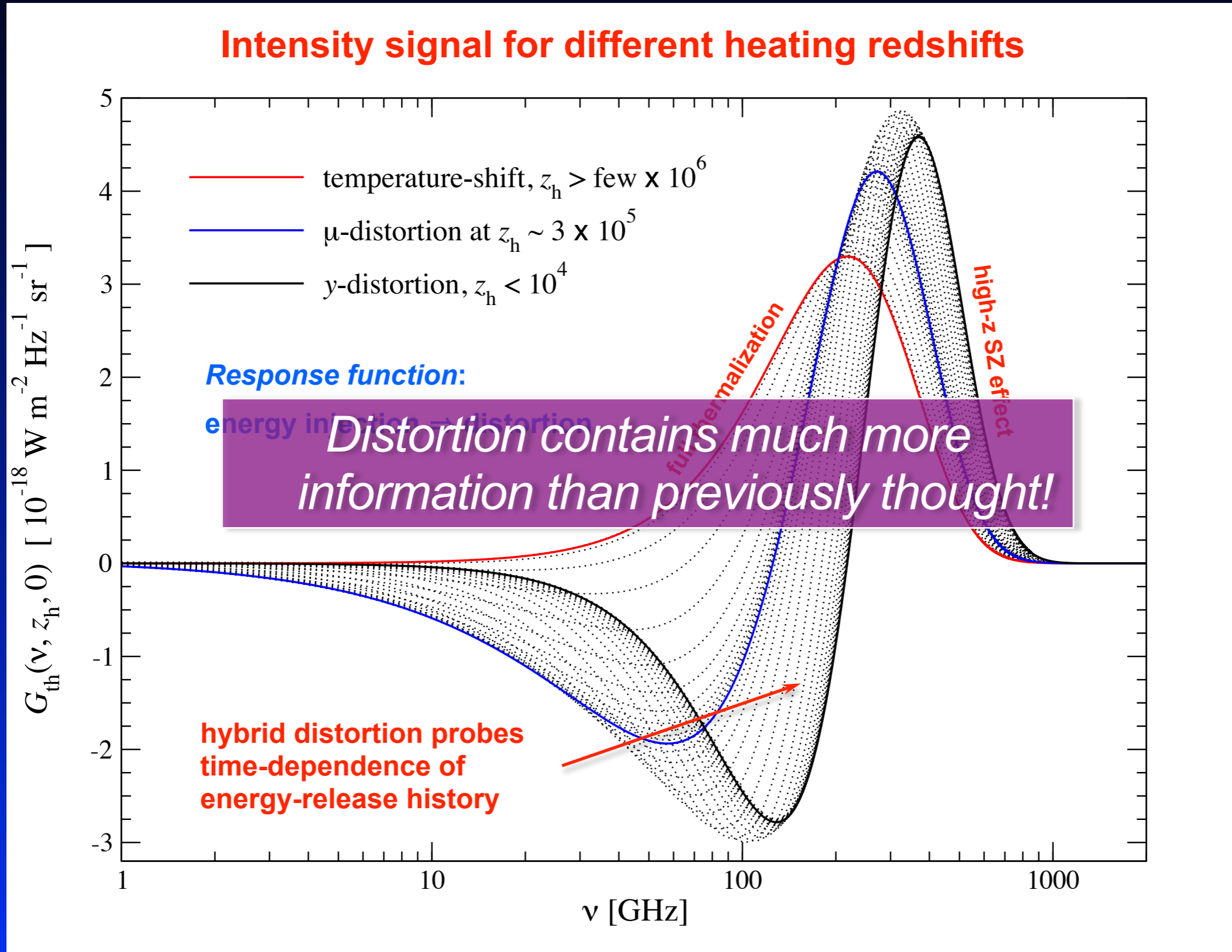
What does the spectrum look like after energy injection?



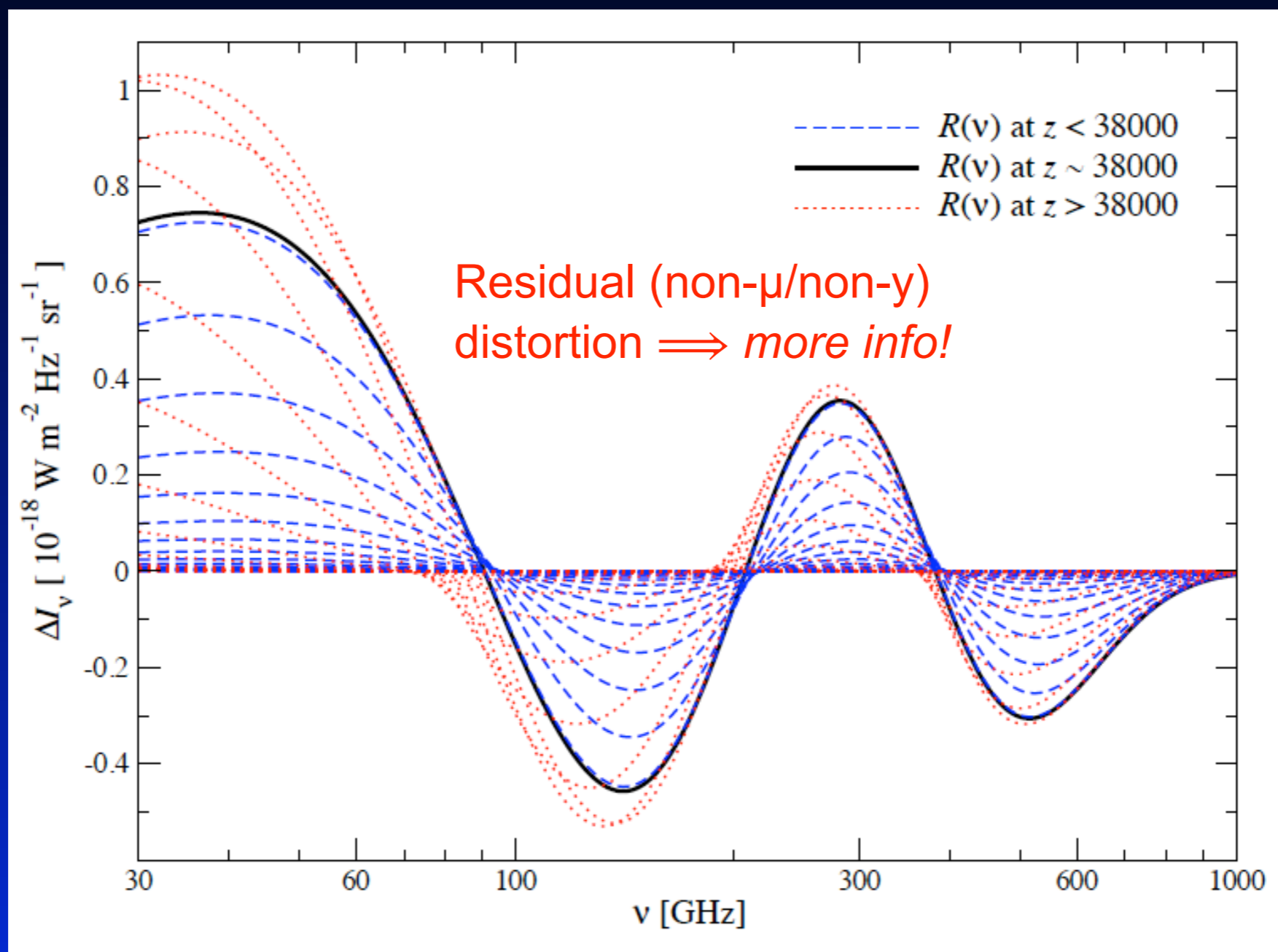
What does the spectrum look like after energy injection?



What does the spectrum look like after energy injection?



Explicitly taking out the superposition of T , μ & y distortion



- *Allows us to distinguish different energy release scenarios!*

Transition from y -distortion \rightarrow μ -distortion

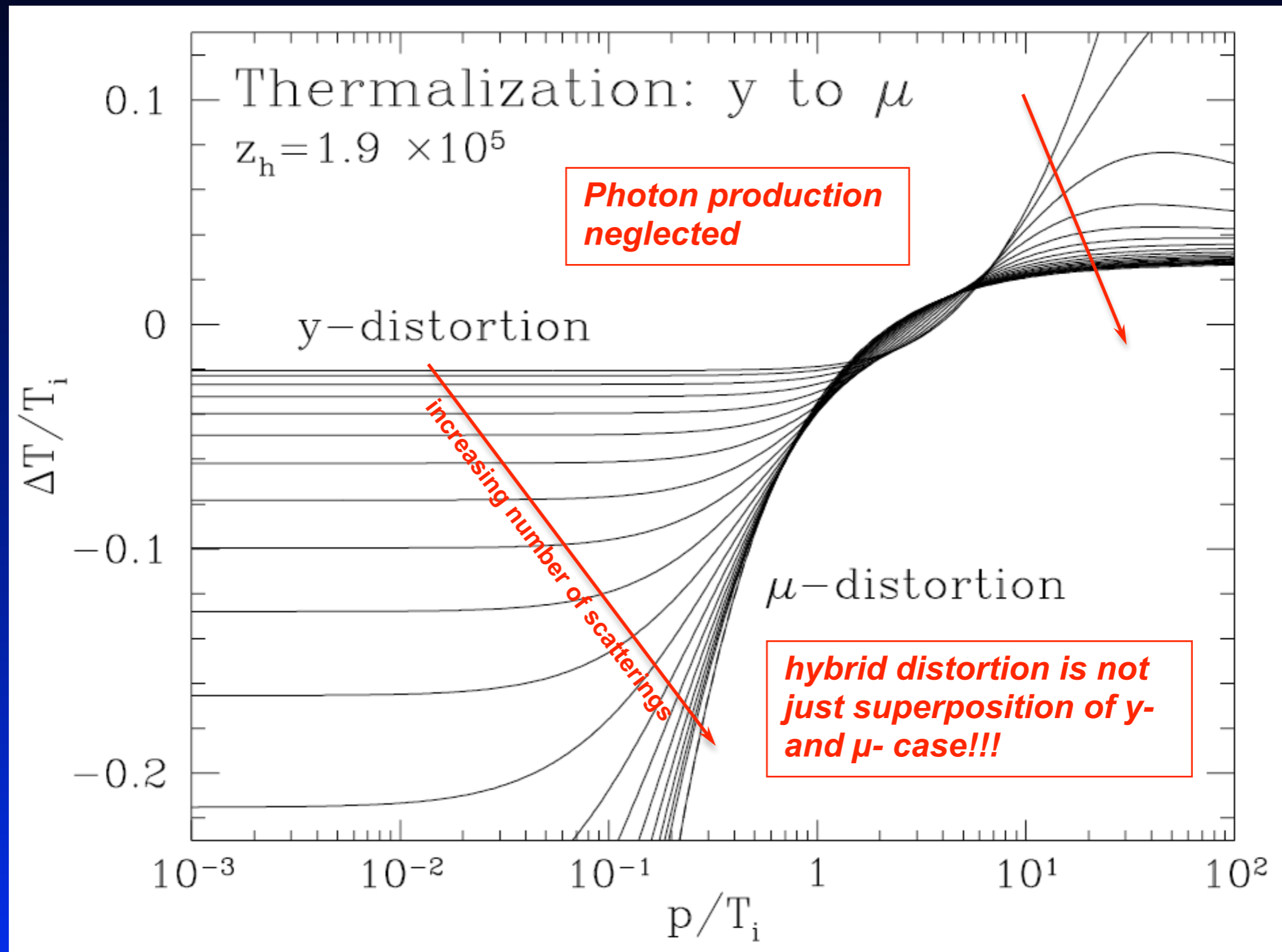
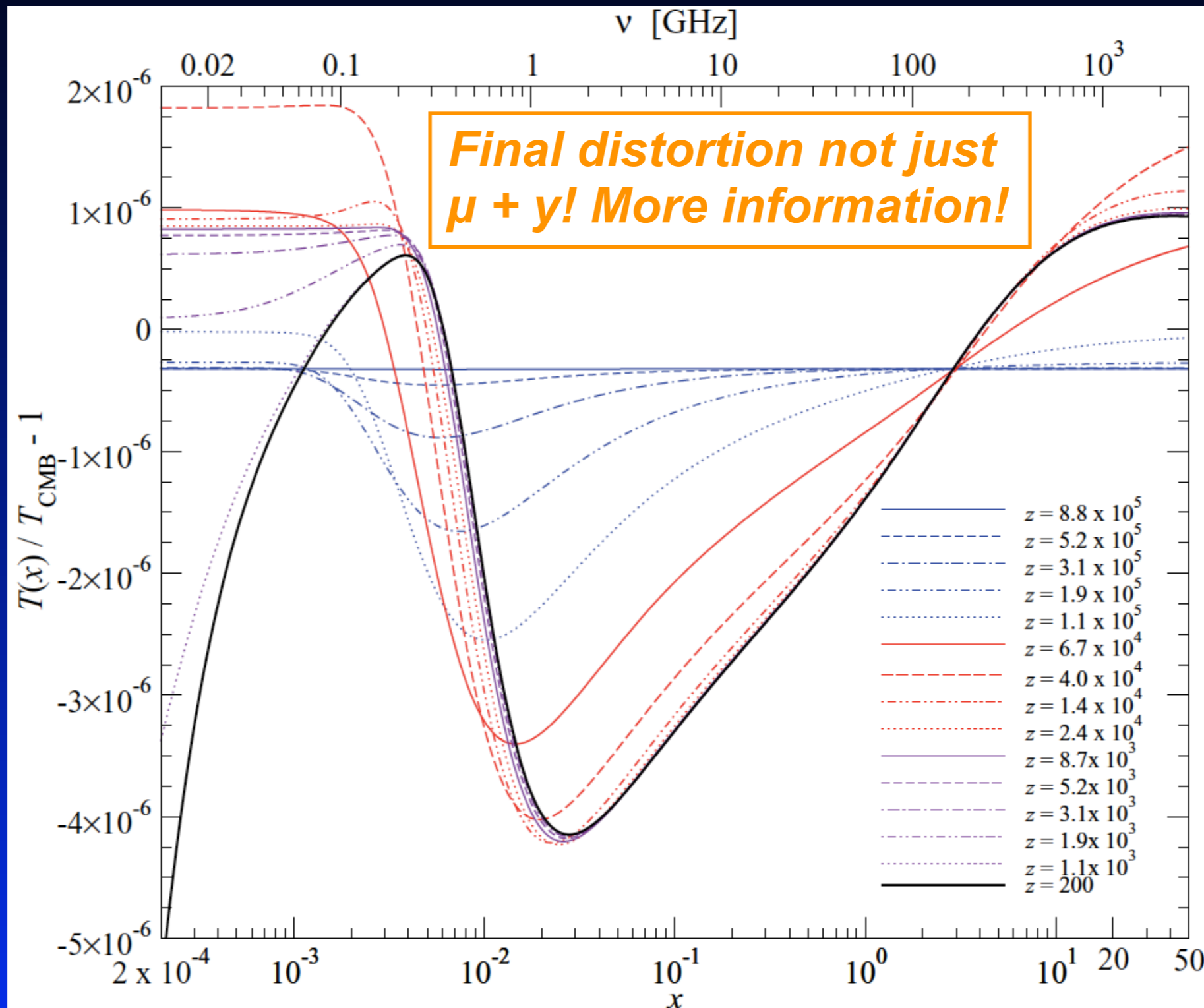
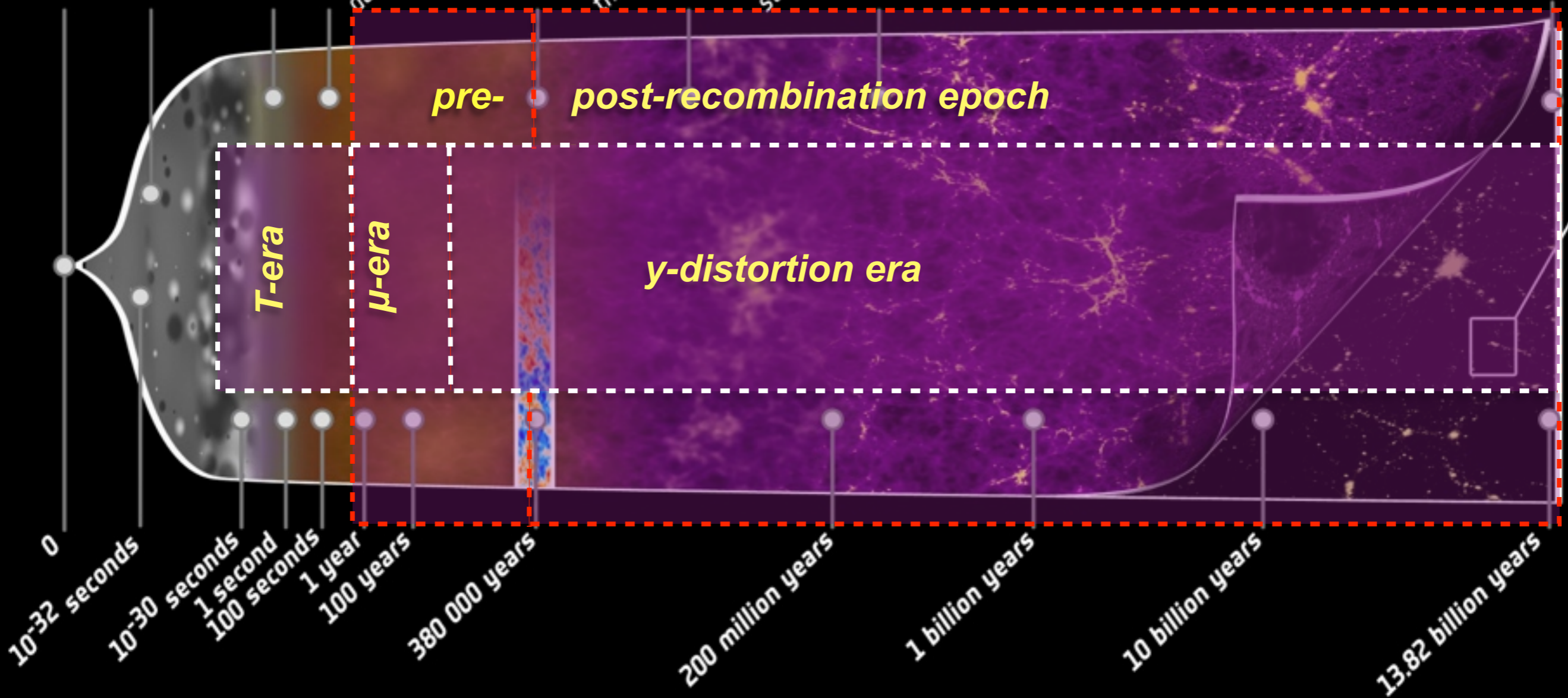
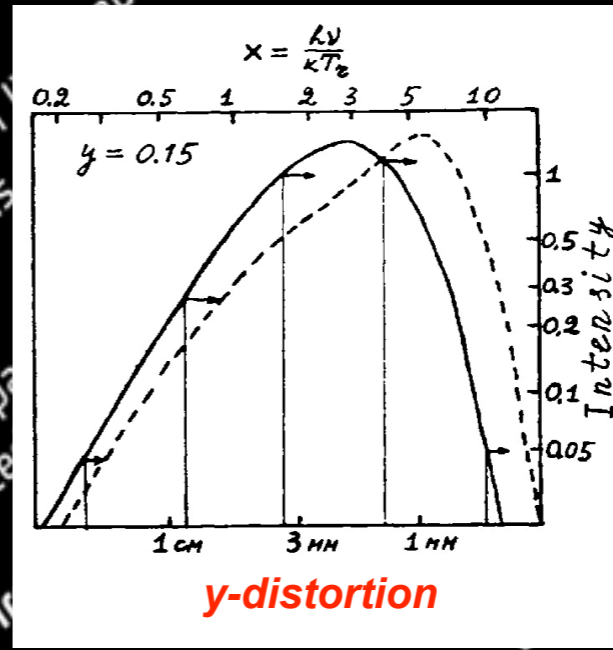
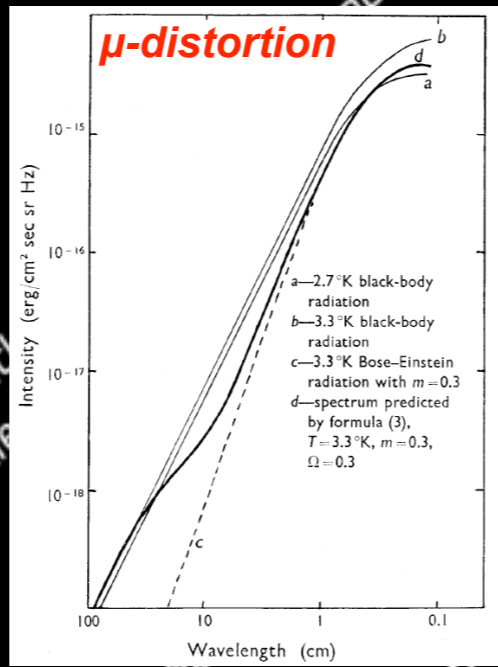
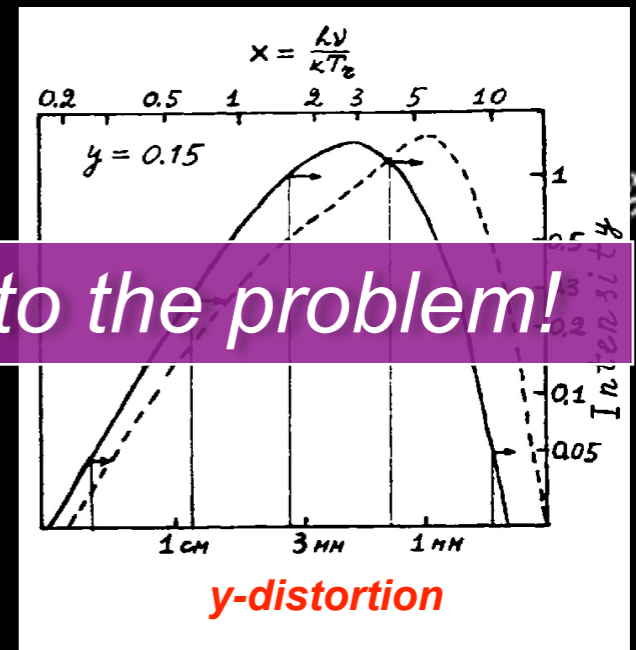
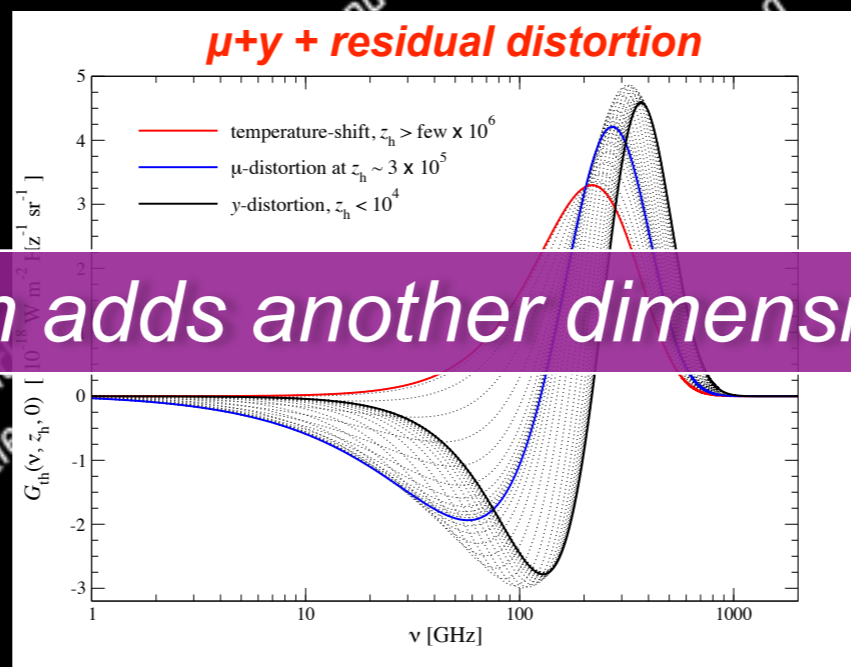
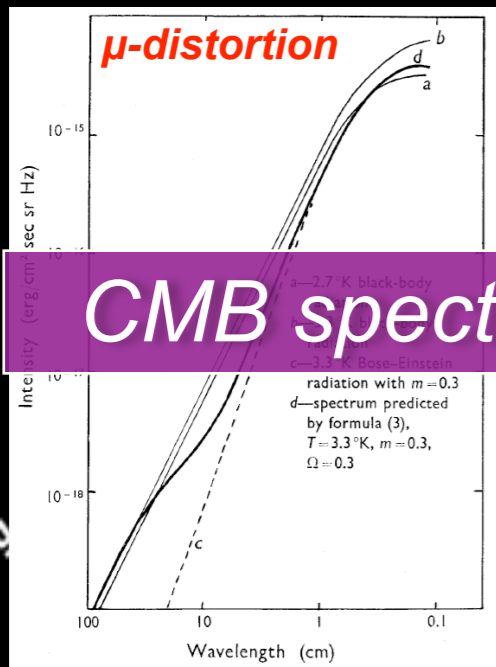


Figure from Wayne Hu's PhD thesis, 1995, but see also discussion in Burigana, 1991

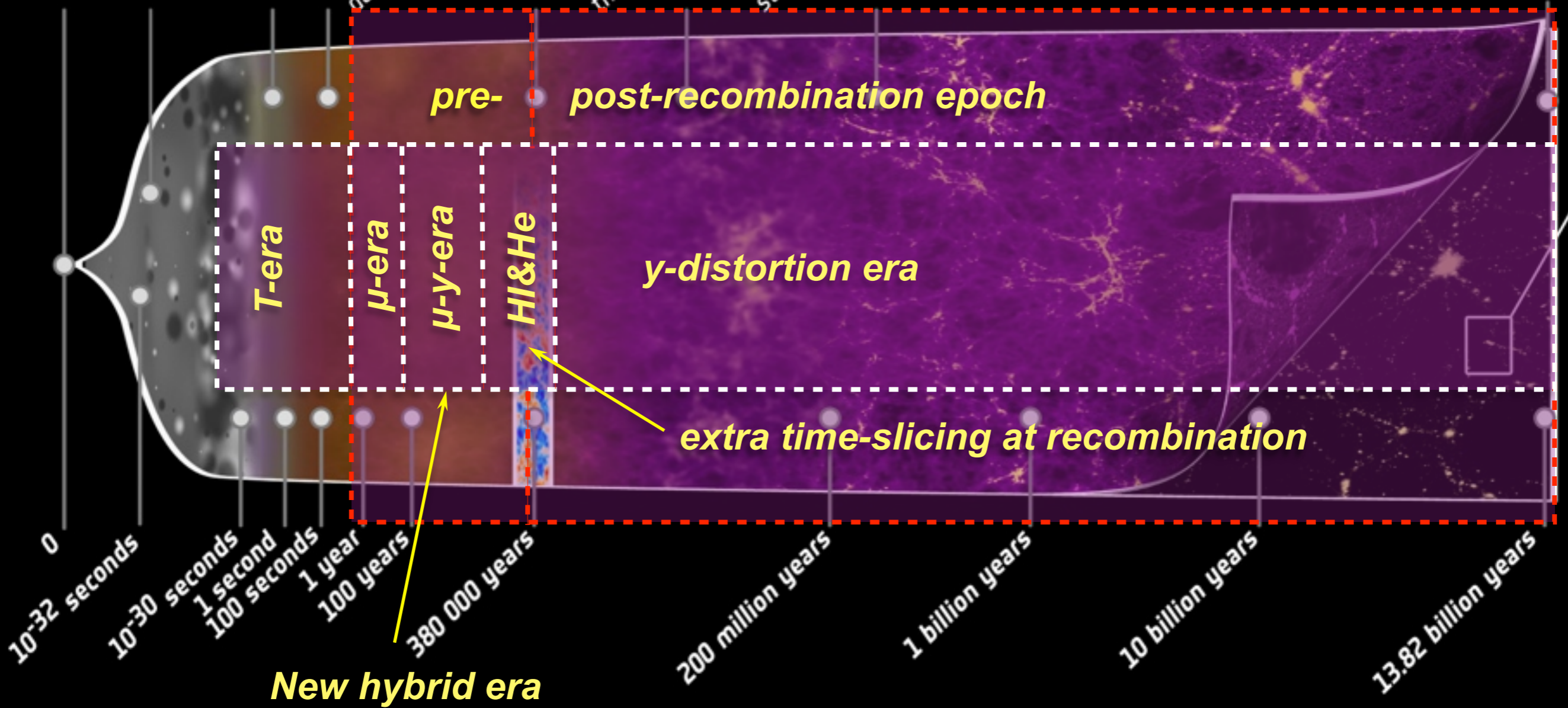
Distortion *not* just superposition of μ and y -distortion!







CMB spectrum adds another dimension to the problem!



y - distortion

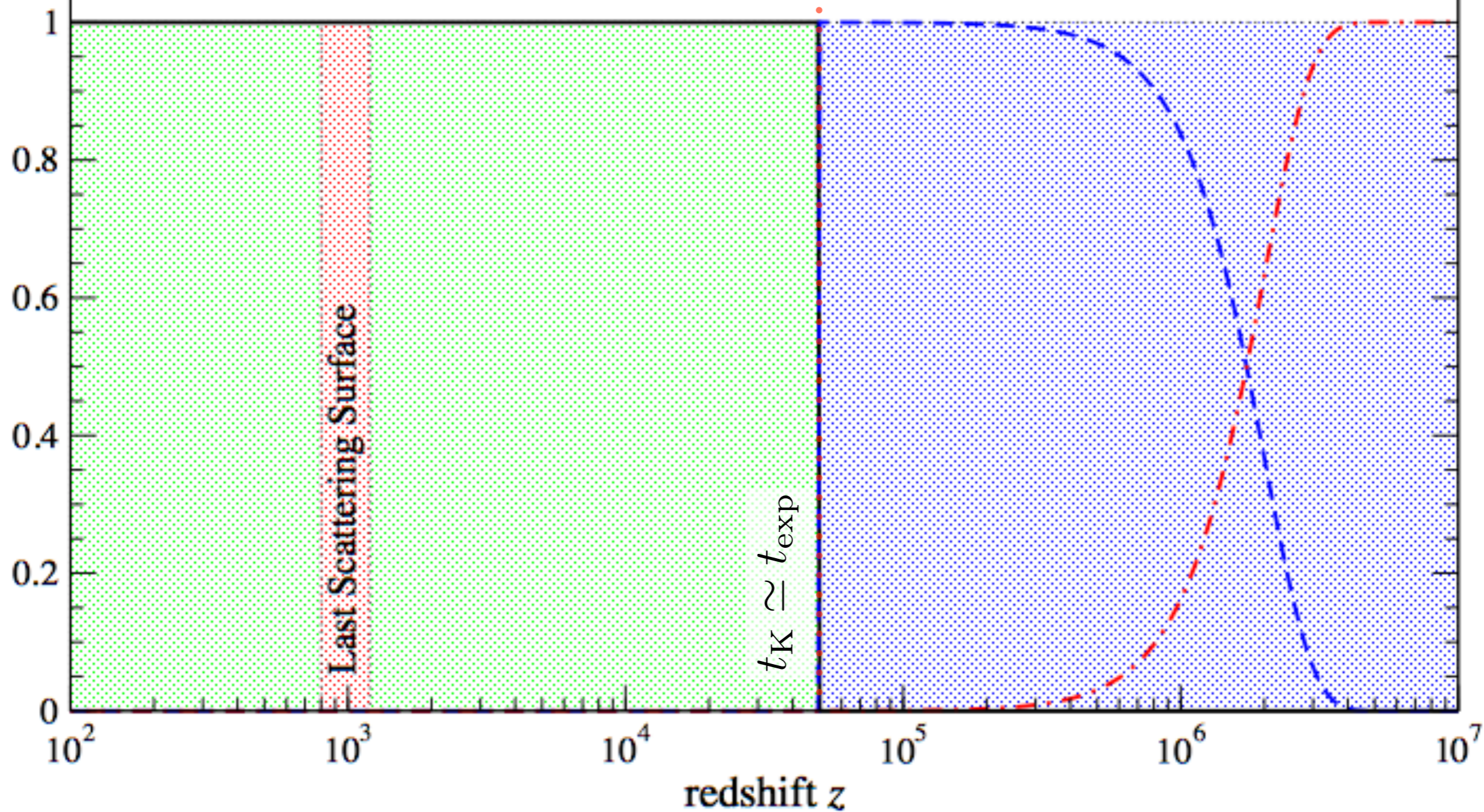
 μ -y transition μ - distortion

$$y \simeq \frac{1}{4} \frac{\Delta\rho_\gamma}{\rho_\gamma} \equiv \frac{1}{4} \int_{z_{\text{rec}}}^{z_{\mu y}} \frac{d(Q/\rho_\gamma)}{dz'} dz'$$

$$\mu \approx 1.4 \int_{z_{\mu y}}^{\infty} \frac{d(Q/\rho_\gamma)}{dz'} \mathcal{J}_\mu(z') dz'$$

$$\mathcal{J}_\mu(z) \approx e^{-\left(\frac{z}{1.98 \times 10^6}\right)^{5/2}}$$

Visibility



y - distortion

μ -y transition

μ - distortion

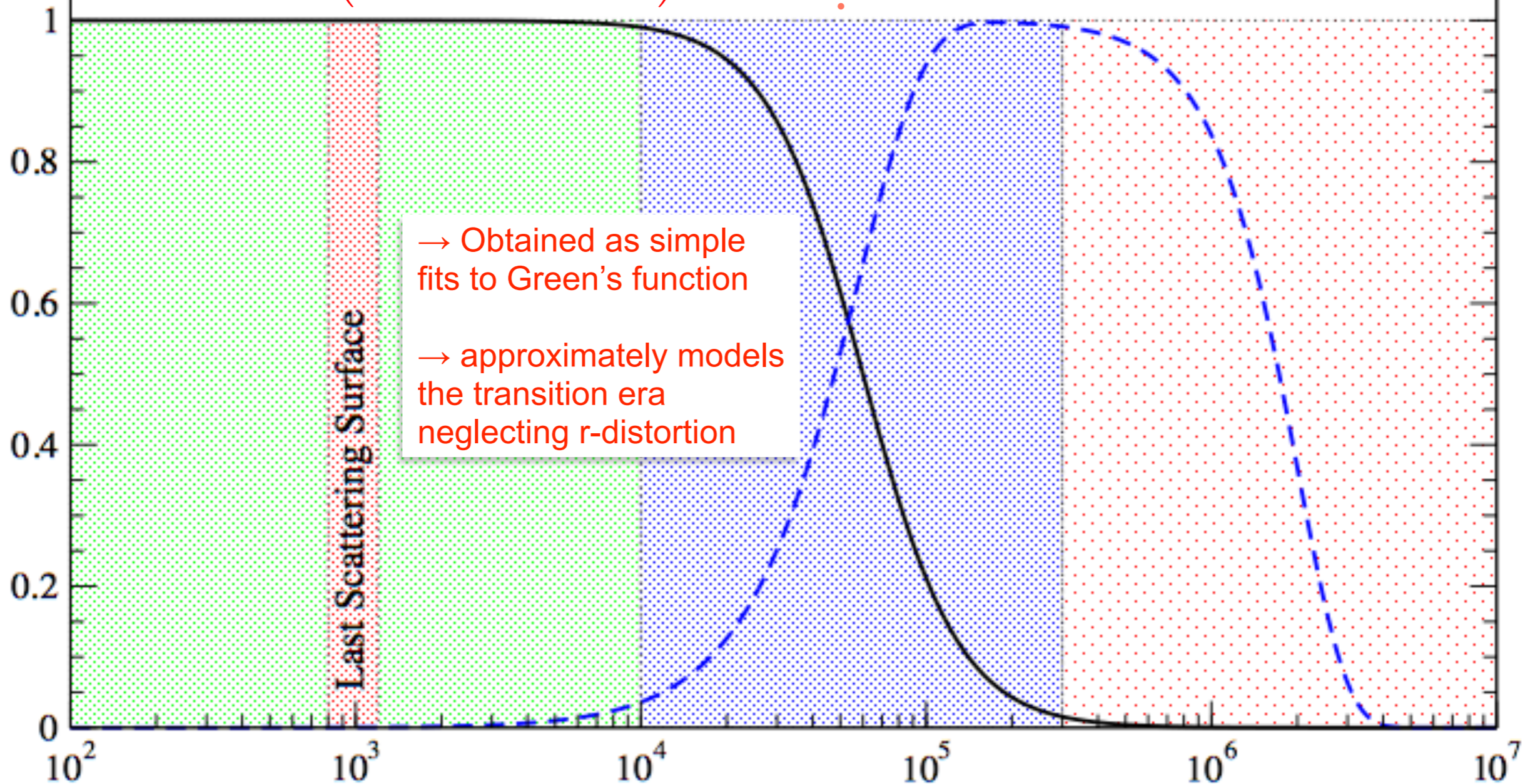
$$y \approx \frac{1}{4} \int_0^\infty \frac{d(Q/\rho_\gamma)}{dz'} \mathcal{J}_y(z') dz'$$

$$\mu \approx 1.4 \int_{z_{\mu y}}^\infty \frac{d(Q/\rho_\gamma)}{dz'} \mathcal{J}_\mu(z') dz'$$

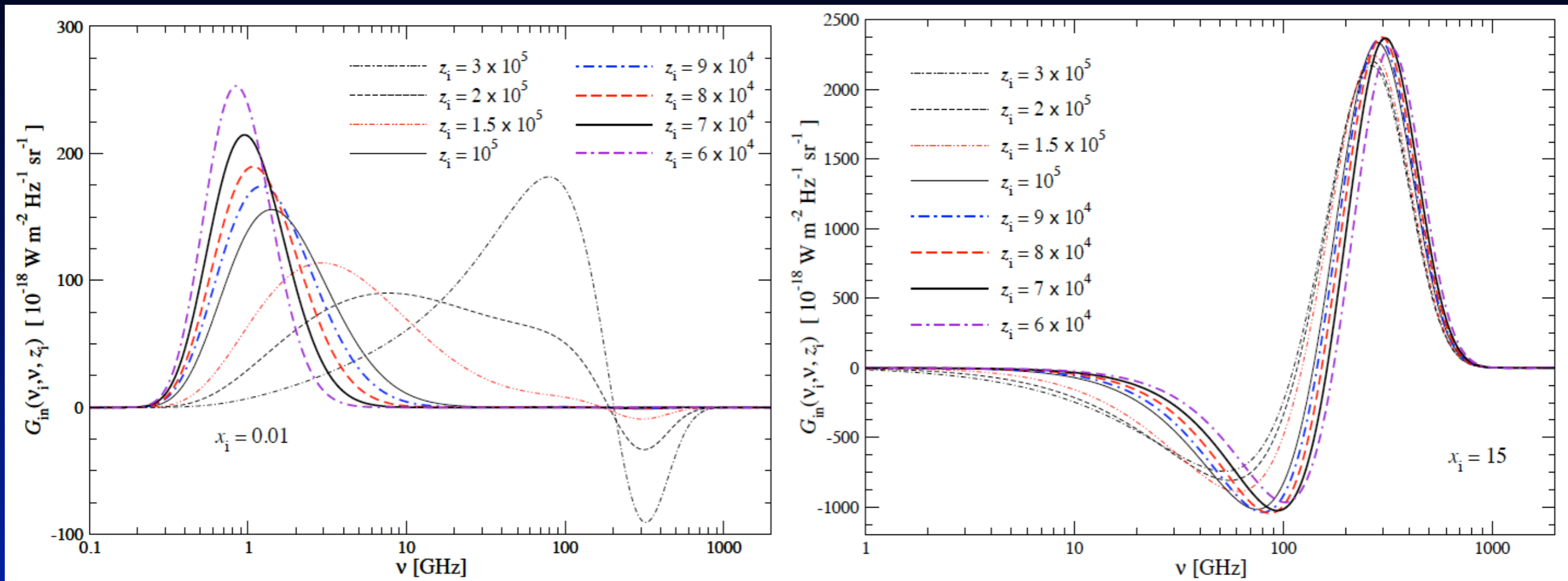
$$\mathcal{J}_y(z) \approx \left(1 + \left[\frac{1+z}{6.0 \times 10^4} \right]^{2.58} \right)^{-1}$$

$$\mathcal{J}_\mu(z) \approx \left[1 - e^{-\left[\frac{1+z}{5.8 \times 10^4} \right]^{1.88}} \right] e^{-\left[\frac{z}{2 \times 10^6} \right]^{2.5}}$$

Visibility

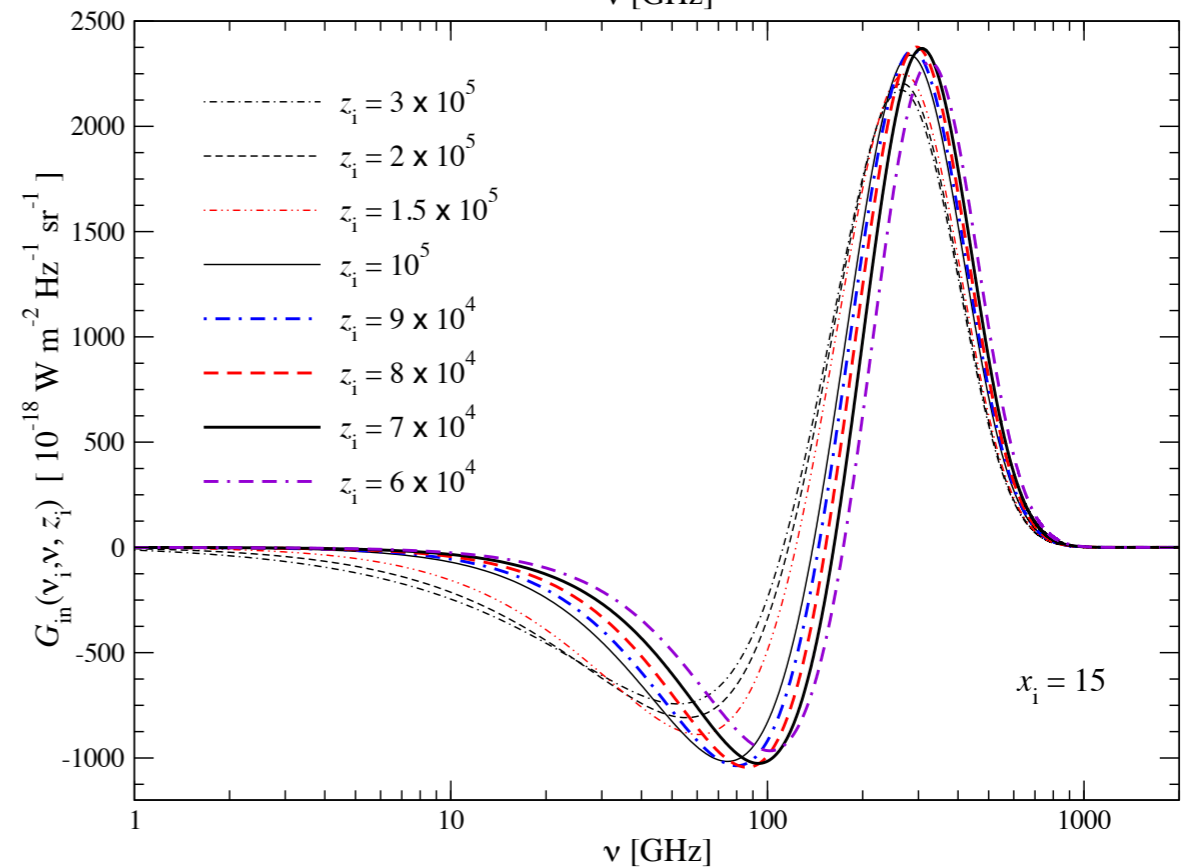
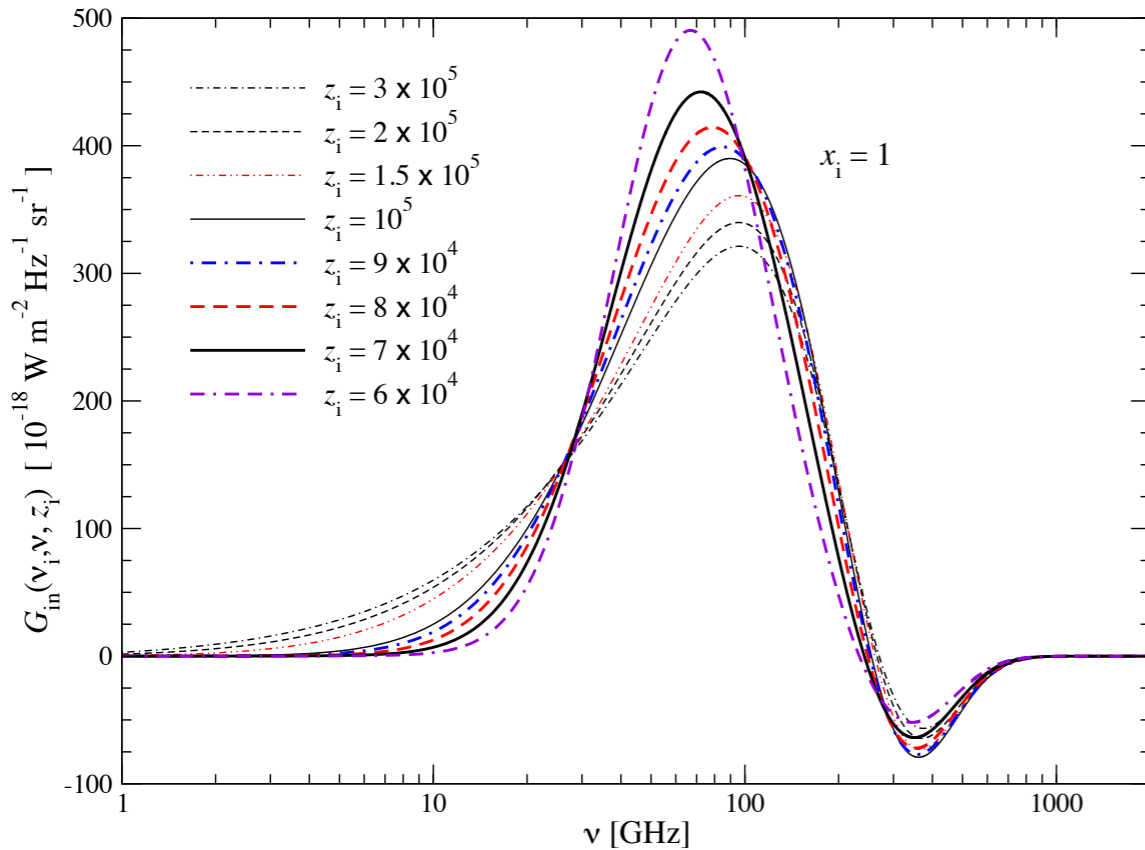
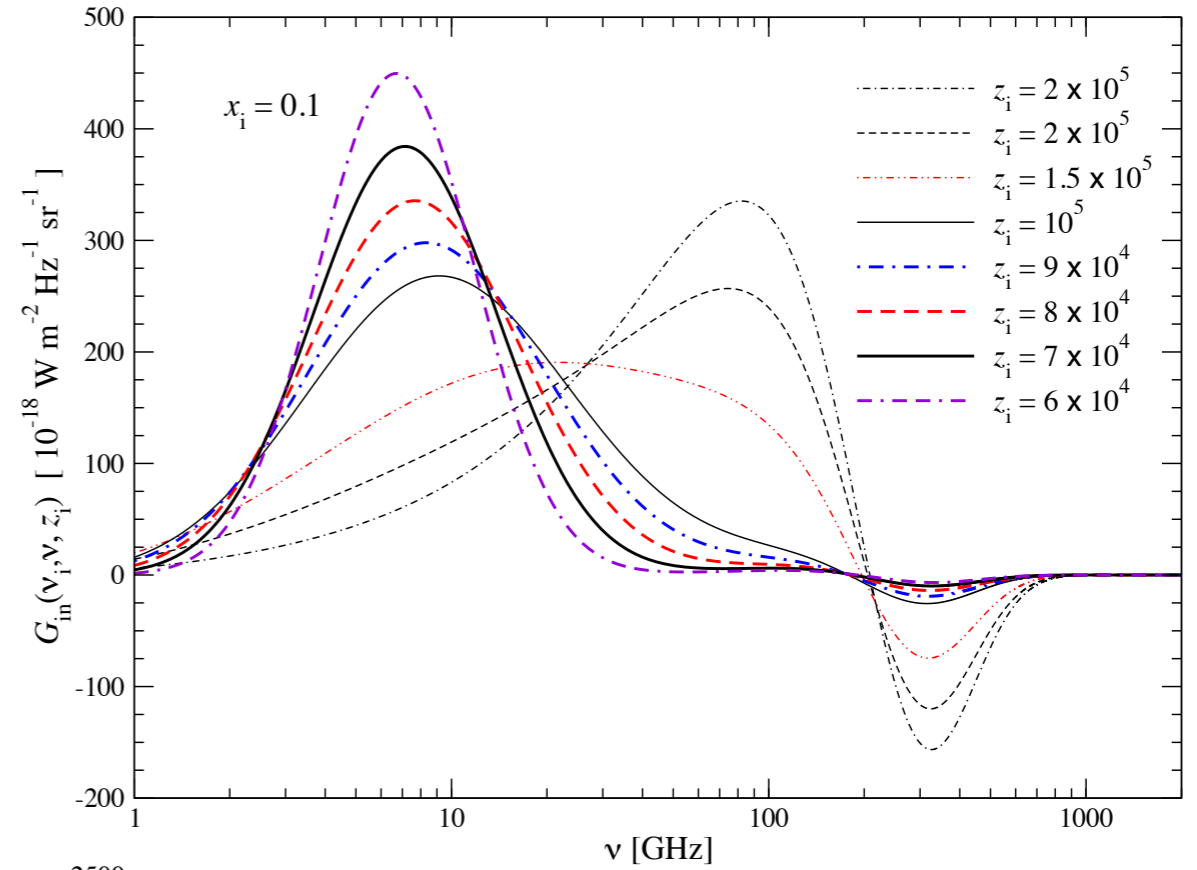
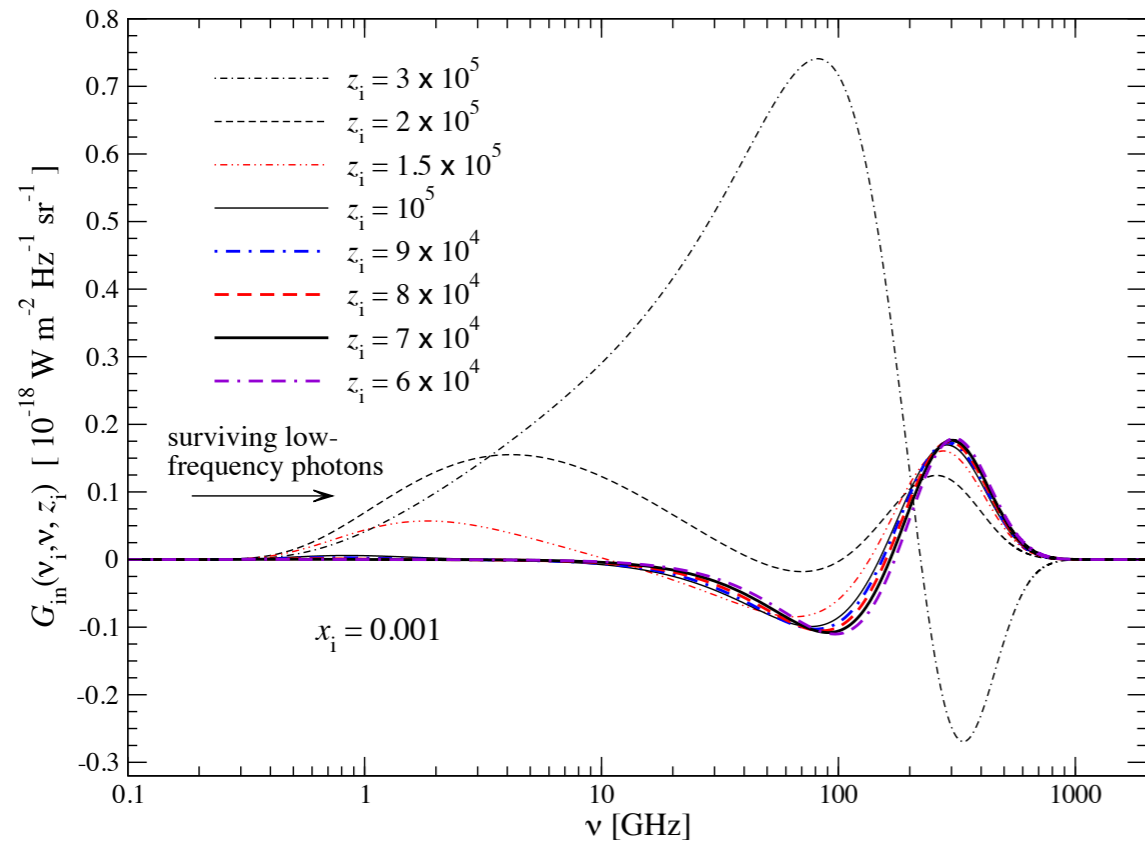


Green's function for photon injection



- Photon injection Green's function gives even richer phenomenology of distortion signals
- Depends on the details of the photon production process for redshifts $z < \text{few} \times 10^5$
- difference between high and low frequency photon injection

Photon injection at later times



Physical mechanisms that lead to spectral distortions

- **Cooling by adiabatically expanding ordinary matter**
(JC, 2005; JC & Sunyaev 2011; Khatri, Sunyaev & JC, 2011) Standard sources
of distortions
 - Heating by *decaying* or *annihilating* relic particles
(Kawasaki et al., 1987; Hu & Silk, 1993; McDonald et al., 2001; JC, 2005; JC & Sunyaev, 2011; JC, 2013; JC & Jeong, 2013)
 - **Evaporation of primordial black holes & superconducting strings**
(Carr et al. 2010; Ostriker & Thompson, 1987; Tashiro et al. 2012; Pani & Loeb, 2013)
 - **Dissipation of primordial acoustic modes & magnetic fields**
(Sunyaev & Zeldovich, 1970; Daly 1991; Hu et al. 1994; JC & Sunyaev, 2011; JC et al. 2012 - Jedamzik et al. 2000; Kunze & Komatsu, 2013)
 - **Cosmological recombination radiation**
(Zeldovich et al., 1968; Peebles, 1968; Dubrovich, 1977; Rubino-Martin et al., 2006; JC & Sunyaev, 2006; Sunyaev & JC, 2009)
-
- **Signatures due to first supernovae and their remnants**
(Oh, Cooray & Kamionkowski, 2003)
 - **Shock waves arising due to large-scale structure formation**
(Sunyaev & Zeldovich, 1972; Cen & Ostriker, 1999)
 - **SZ-effect from clusters; effects of reionization**
(Refregier et al., 2003; Zhang et al. 2004; Trac et al. 2008)
 - **other exotic processes**
(Lochan et al. 2012; Bull & Kamionkowski, 2013; Brax et al., 2013; Tashiro et al. 2013)

pre-recombination epoch

„high“ redshifts

„low“ redshifts

post-recombination

Physical mechanisms that lead to spectral distortions

- *Cooling by adiabatically expanding ordinary matter*
(JC, 2005; JC & Sunyaev 2011; Khatri, Sunyaev & JC, 2011)
 - Heating by *decaying* or *annihilating* relic particles
(Kawasaki et al., 1987; Hu & Silk, 1993; McDonald et al., 2001; JC, 2005; JC & Sunyaev, 2011; JC, 2013; JC & Jeong, 2013)
 - *Evaporation of primordial black holes & superconducting strings*
(Carr et al. 2010; Ostriker & Thompson, 1987; Tashiro et al. 2012; Pani & Loeb, 2013)
 - *Dissipation of primordial acoustic modes & magnetic fields*
(Sunyaev & Zeldovich, 1970; Daly 1991; Hu et al. 1994; JC & Sunyaev, 2011; JC et al. 2012 - Jedamzik et al. 2000; Kunze & Komatsu, 2013)
 - *Cosmological recombination radiation*
(Zeldovich et al., 1968; Peebles, 1968; Dubrovich, 1977; Rubino-Martin et al., 2006; JC & Sunyaev, 2006; Sunyaev & JC, 2009)
-
- Signatures due to first supernovae and their remnants
(Oh, Cooray & Kamionkowski, 2003)
 - Shock waves arising due to large-scale structure formation
(Sunyaev & Zeldovich, 1972; Cen & Ostriker, 1999)
 - SZ-effect from clusters; effects of reionization
(Refregier et al., 2003; Zhang et al. 2004; Trac et al. 2008)
 - *other exotic processes*
(Lochan et al. 2012; Bull & Kamionkowski, 2013; Brax et al., 2013; Tashiro et al. 2013)

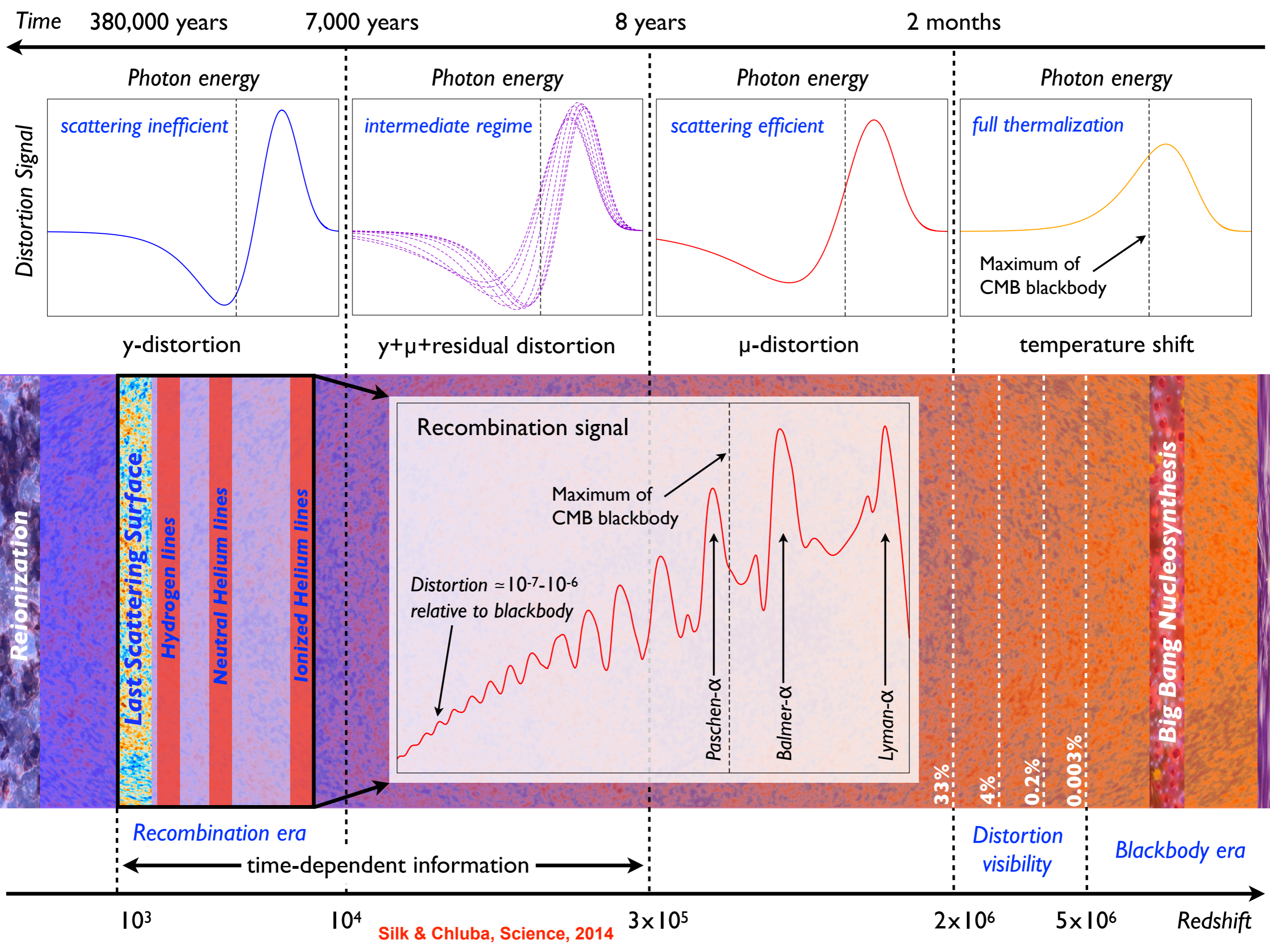
Photon injection

pre-recombination epoch

„high“ redshifts

„low“ redshifts

post-recombination



*Part III: Distortions for different scenarios and
what we may learn by studying them*

Physical mechanisms that lead to spectral distortions

- **Cooling by adiabatically expanding ordinary matter**
(JC, 2005; JC & Sunyaev 2011; Khatri, Sunyaev & JC, 2011) Standard sources
of distortions
 - Heating by *decaying* or *annihilating* relic particles
(Kawasaki et al., 1987; Hu & Silk, 1993; McDonald et al., 2001; JC, 2005; JC & Sunyaev, 2011; JC, 2013; JC & Jeong, 2013)
 - **Evaporation of primordial black holes & superconducting strings**
(Carr et al. 2010; Ostriker & Thompson, 1987; Tashiro et al. 2012; Pani & Loeb, 2013)
 - **Dissipation of primordial acoustic modes & magnetic fields**
(Sunyaev & Zeldovich, 1970; Daly 1991; Hu et al. 1994; JC & Sunyaev, 2011; JC et al. 2012 - Jedamzik et al. 2000; Kunze & Komatsu, 2013)
 - **Cosmological recombination radiation**
(Zeldovich et al., 1968; Peebles, 1968; Dubrovich, 1977; Rubino-Martin et al., 2006; JC & Sunyaev, 2006; Sunyaev & JC, 2009)
-
- **Signatures due to first supernovae and their remnants**
(Oh, Cooray & Kamionkowski, 2003)
 - **Shock waves arising due to large-scale structure formation**
(Sunyaev & Zeldovich, 1972; Cen & Ostriker, 1999)
 - **SZ-effect from clusters; effects of reionization**
(Refregier et al., 2003; Zhang et al. 2004; Trac et al. 2008)
 - **Additional exotic processes**
(Lochan et al. 2012; Bull & Kamionkowski, 2013; Brax et al., 2013; Tashiro et al. 2013)

pre-recombination epoch


„high“ redshifts

„low“ redshifts

post-recombination

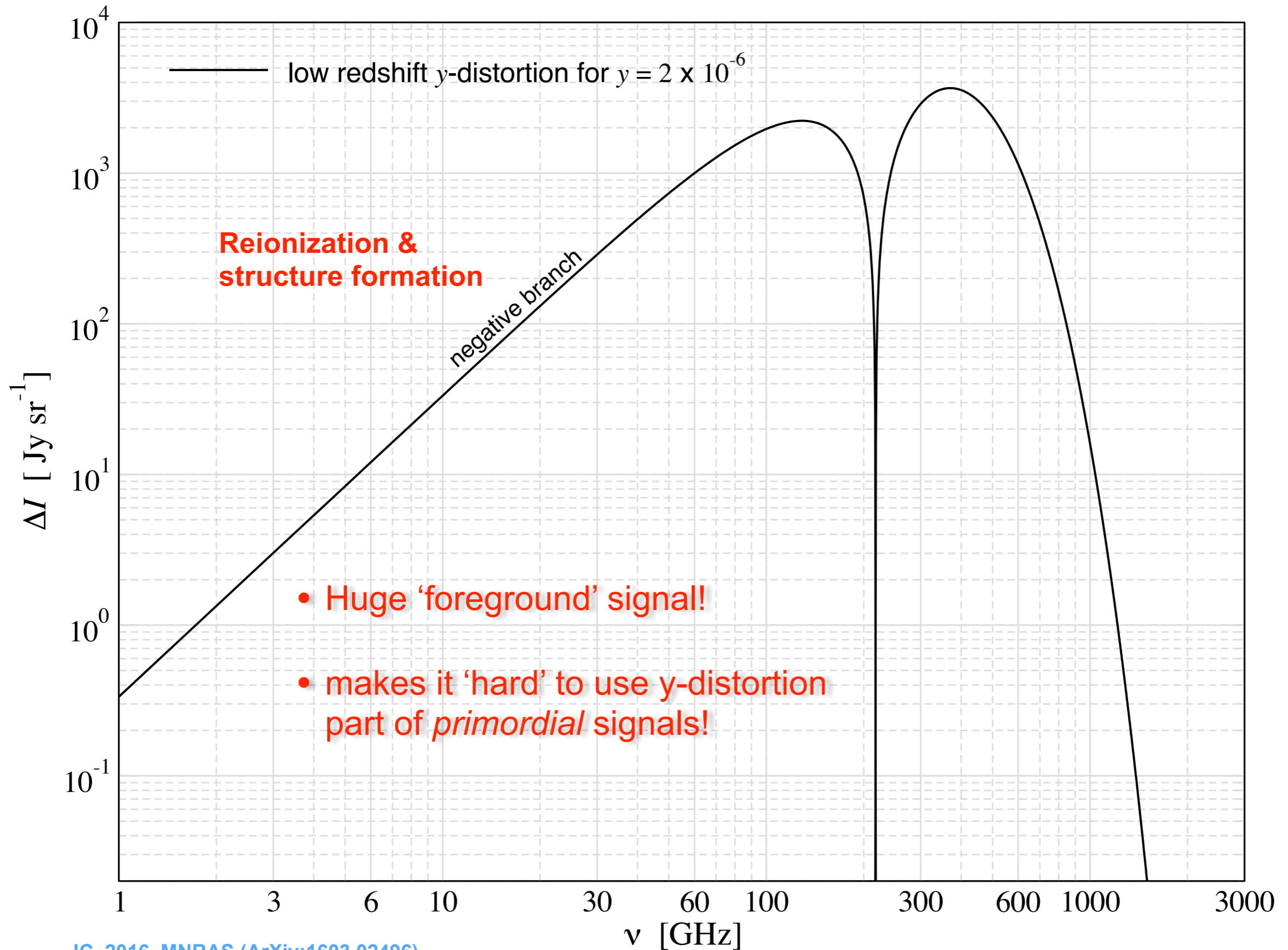
Reionization and structure formation

Simple estimates for the distortion

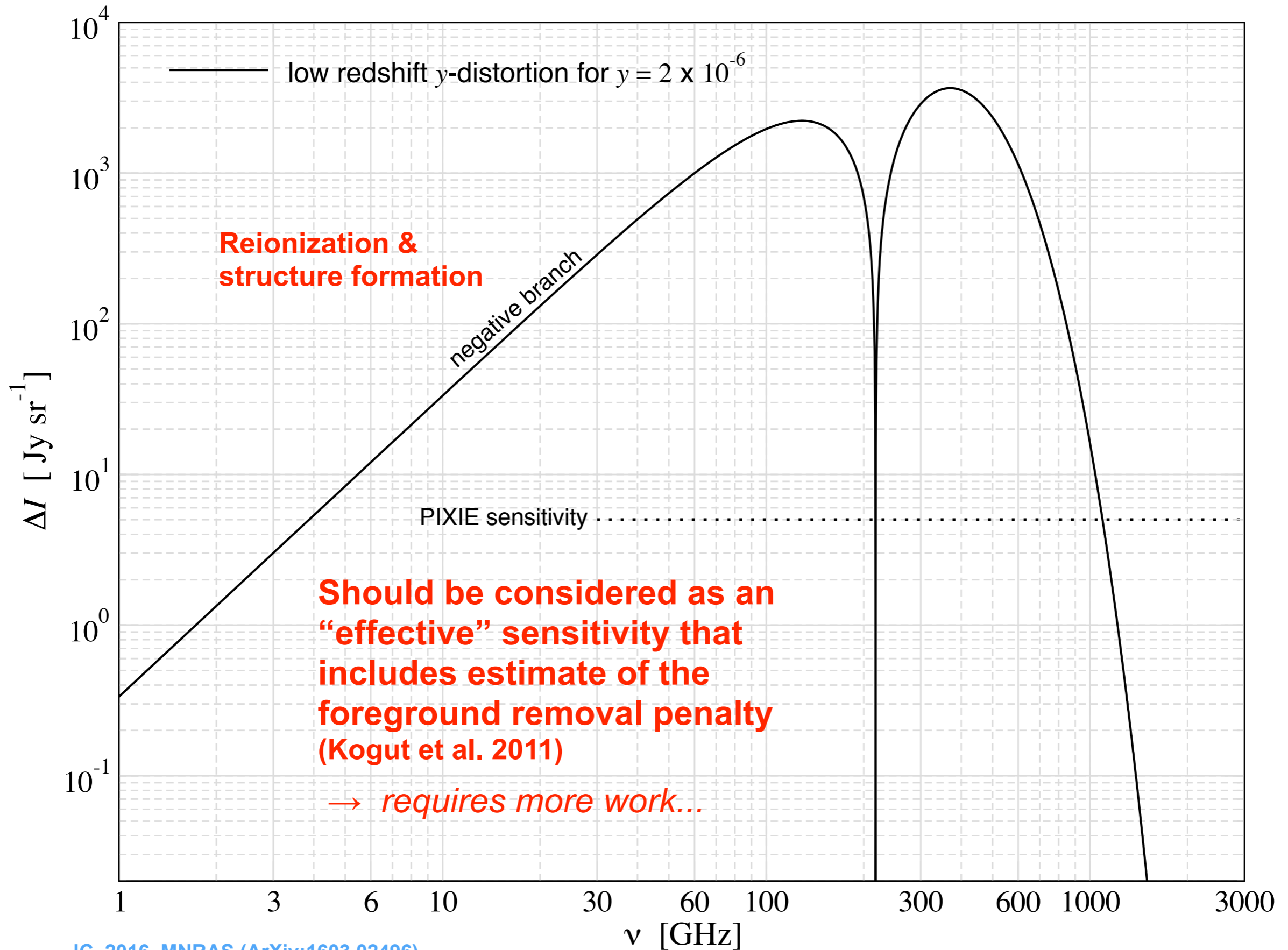


- Gas temperature $T \approx 10^4$ K
 - Thomson optical depth $\tau \approx 0.1$
 - second order Doppler effect $y \approx \text{few} \times 10^{-8}$ (e.g., Hu, Scott & Silk, 1994)
 - structure formation / SZ effect (e.g., Refregier et al., 2003) $y \approx \text{few} \times 10^{-7}-10^{-6}$
- $$\implies y \approx \frac{kT_e}{m_e c^2} \tau \approx 2 \times 10^{-7}$$

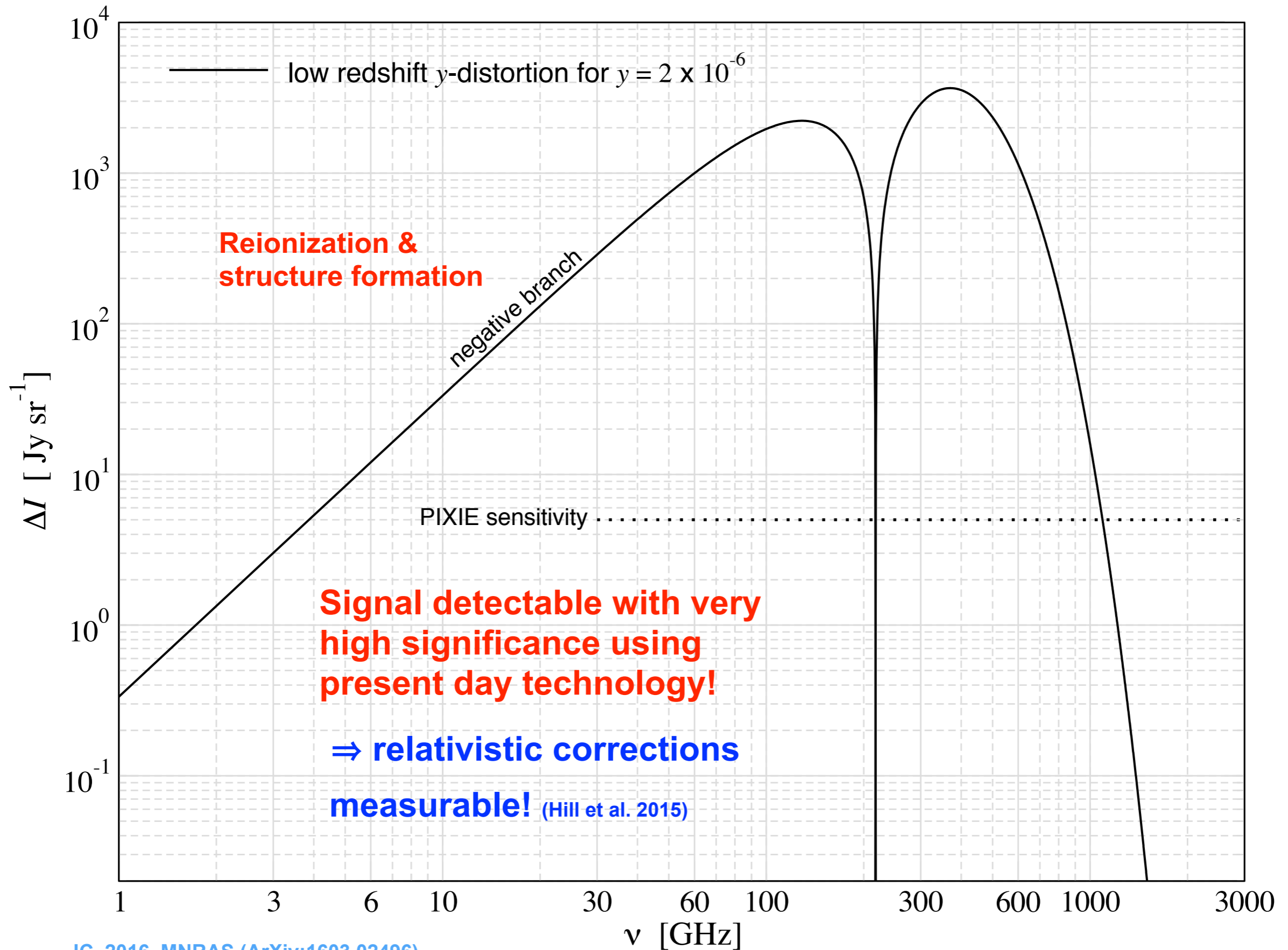
Average CMB spectral distortions



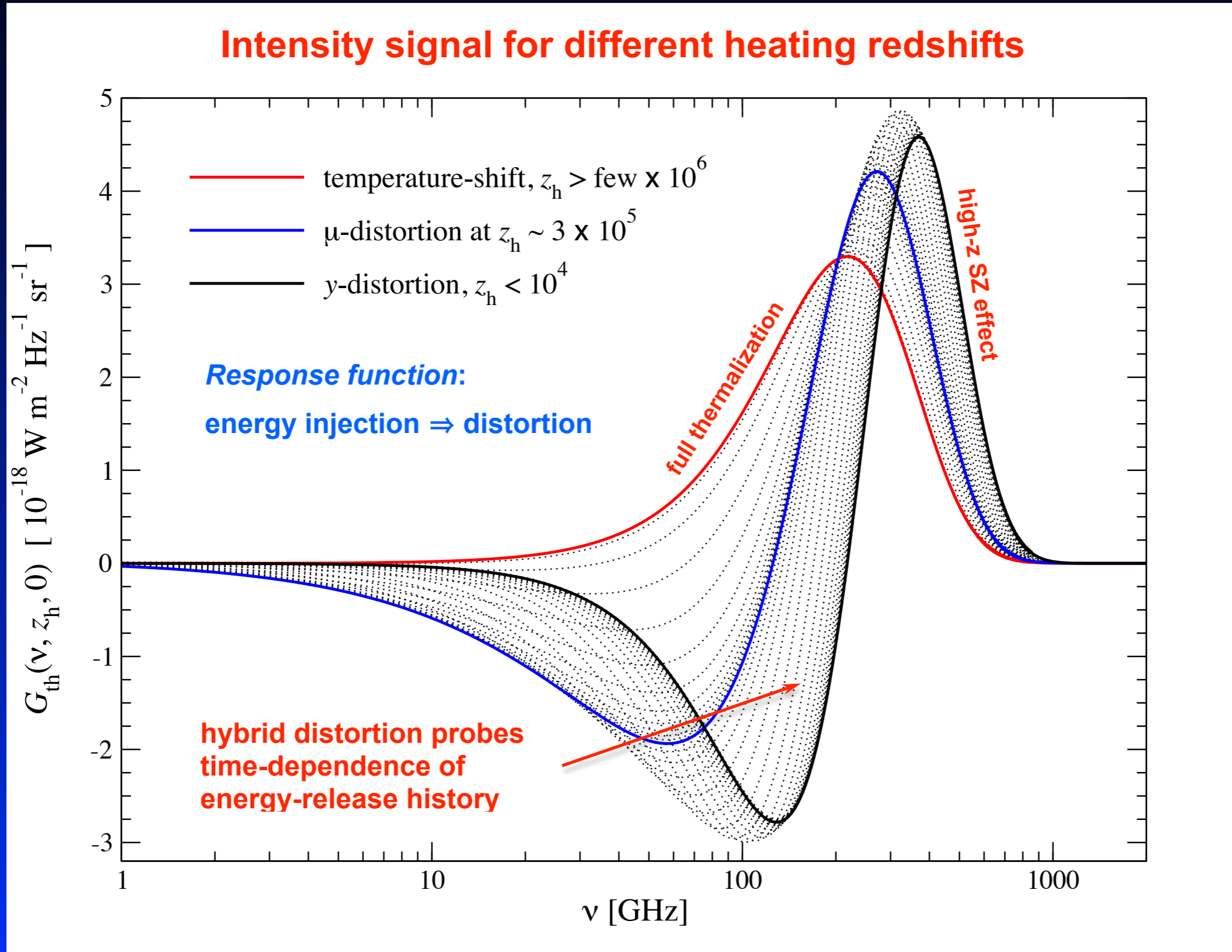
Average CMB spectral distortions



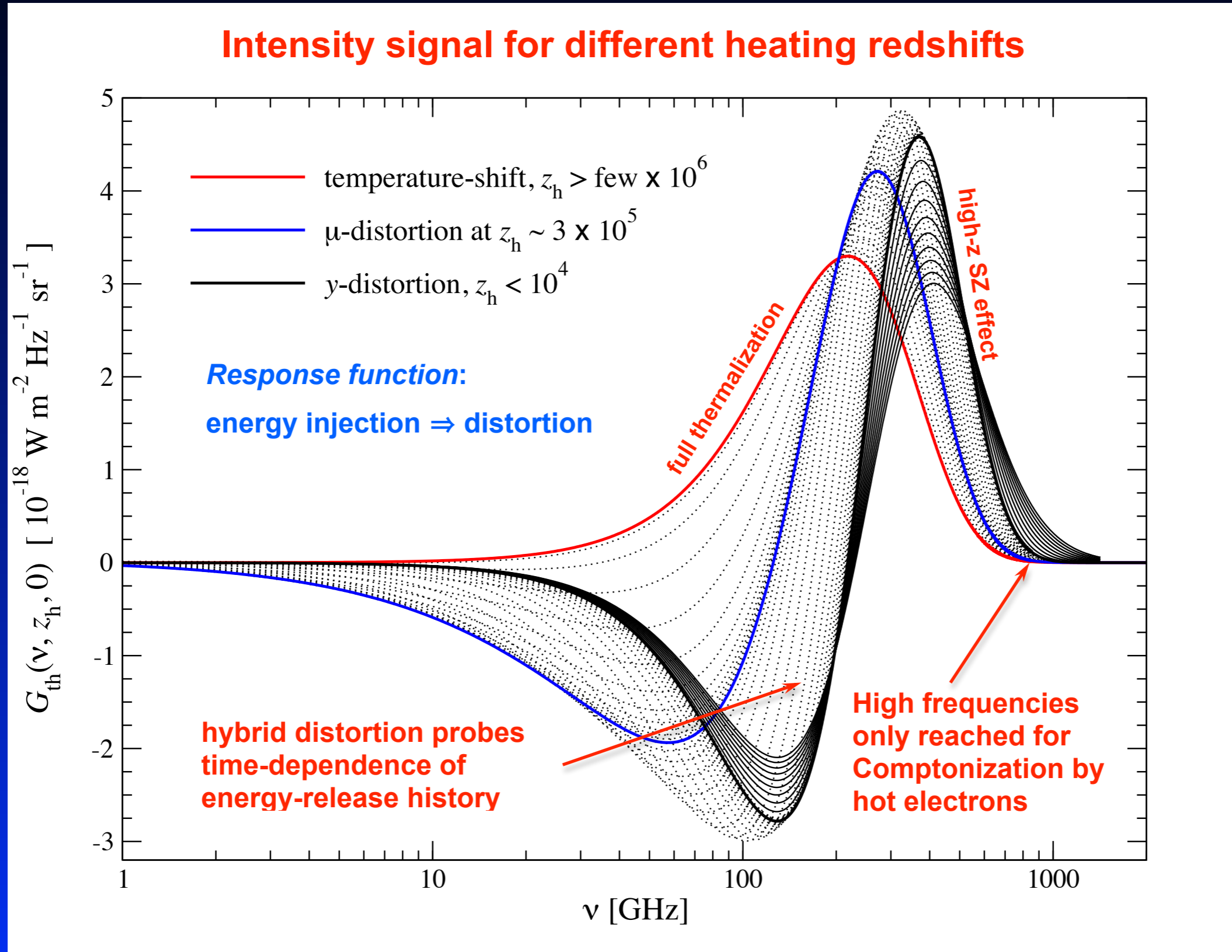
Average CMB spectral distortions



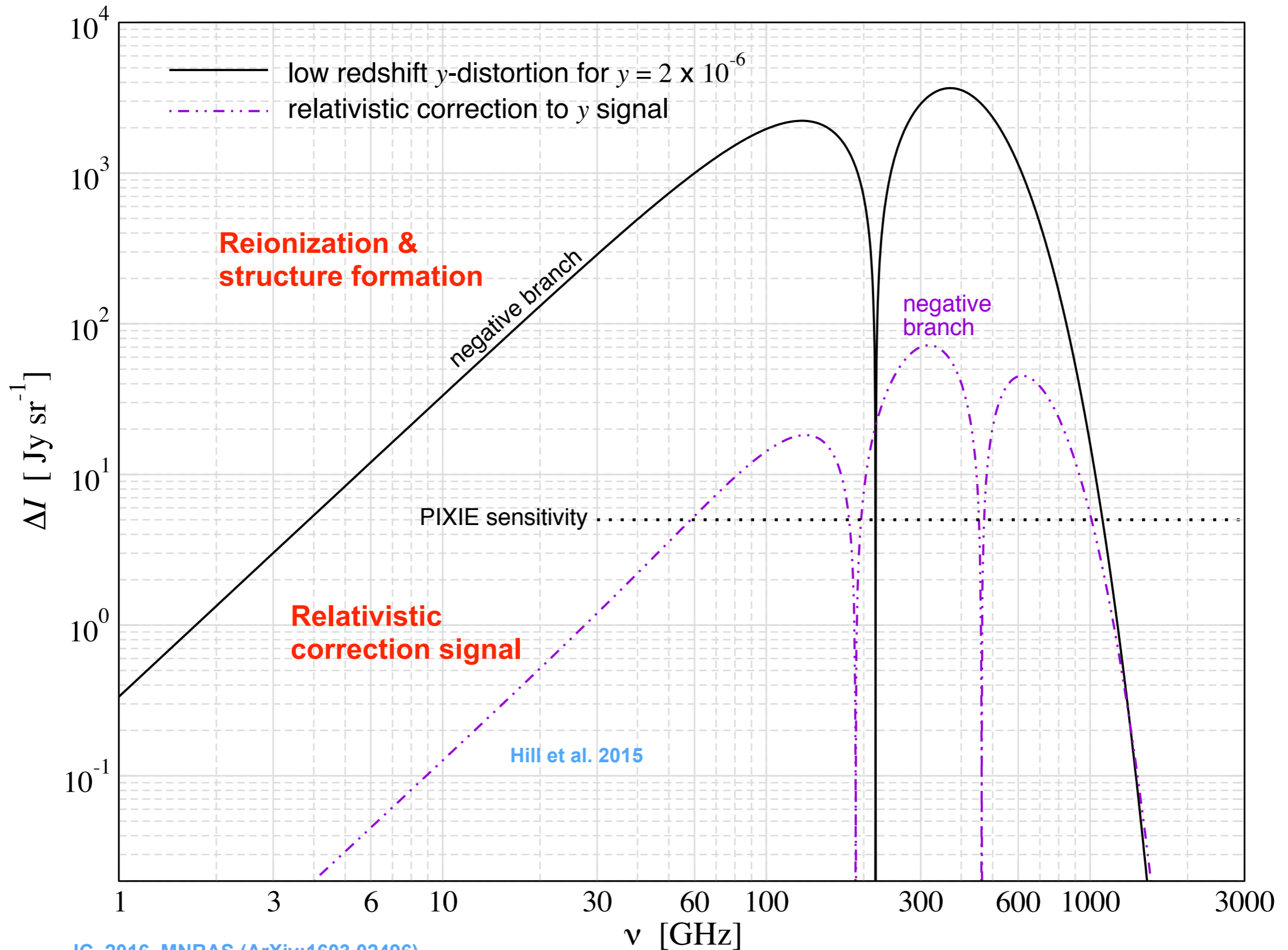
What does the spectrum look like after energy injection?



What does the spectrum look like after energy injection?

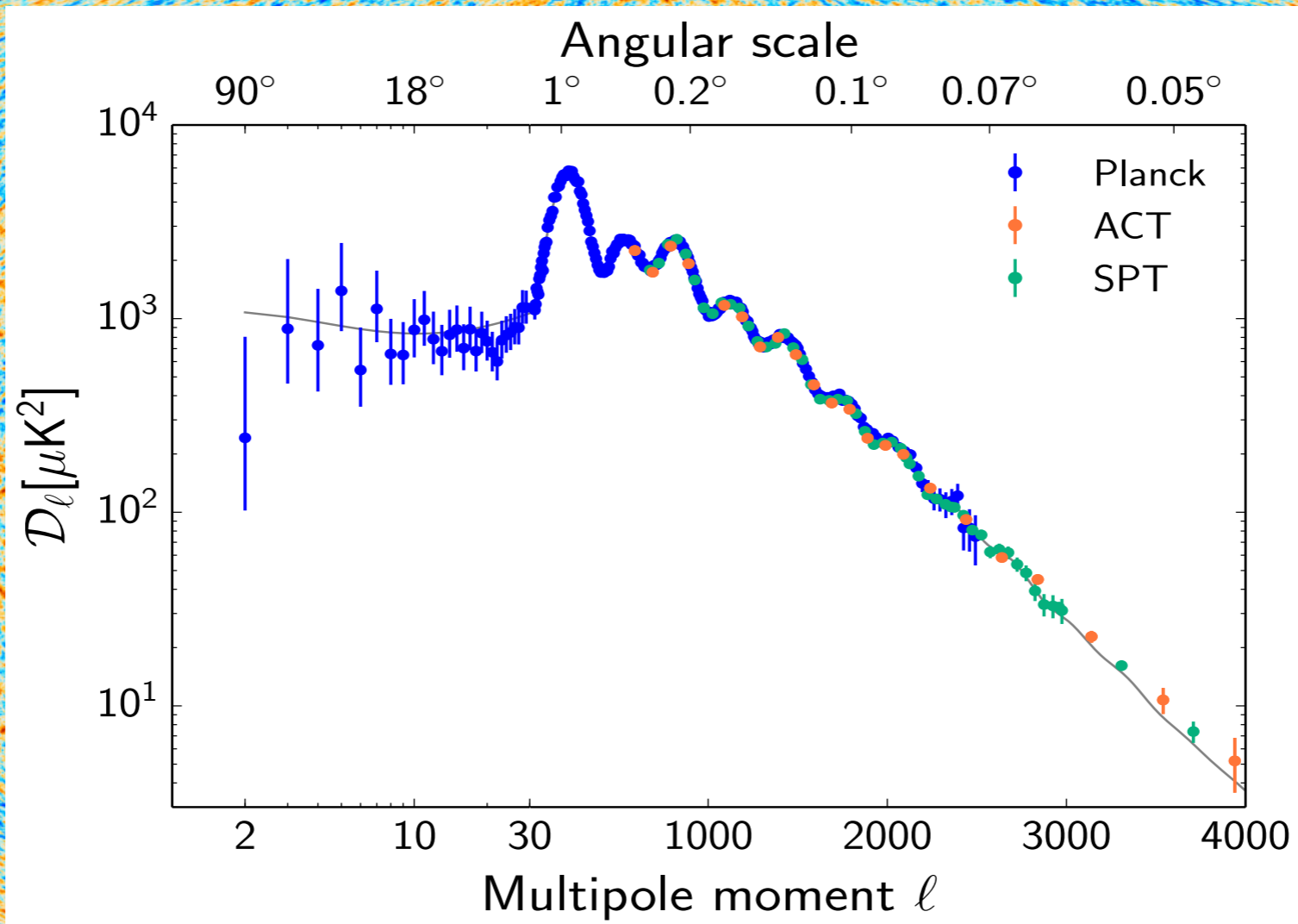


Average CMB spectral distortions

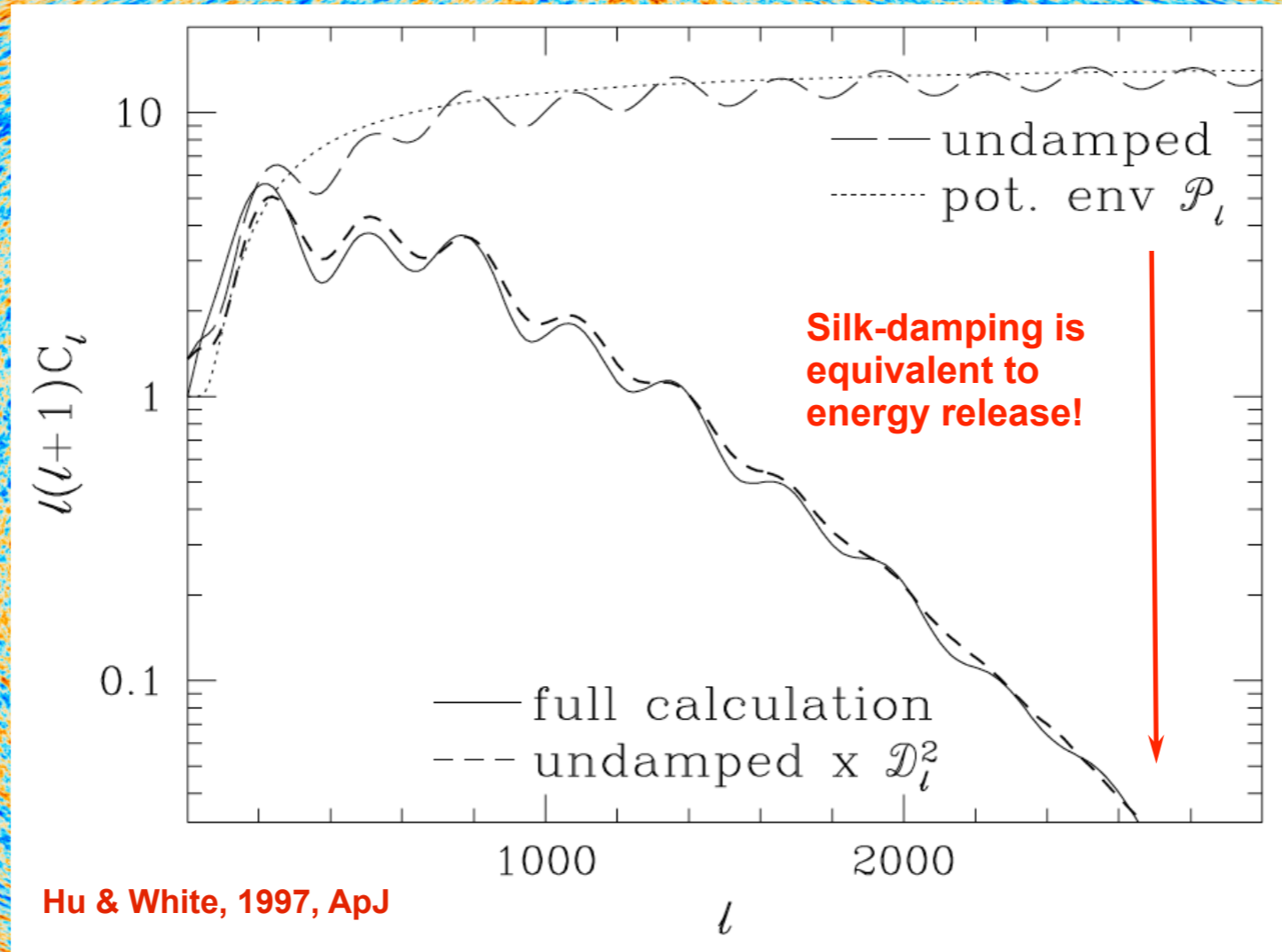


The dissipation of small-scale acoustic modes

Dissipation of small-scale acoustic modes



Dissipation of small-scale acoustic modes



Energy release caused by dissipation process

'Obvious' dependencies:

- *Amplitude* of the small-scale power spectrum
- *Shape* of the small-scale power spectrum
- *Dissipation scale* $\rightarrow k_D \sim (H_0 \Omega_{\text{rel}}^{1/2} N_{e,0})^{1/2} (1+z)^{3/2}$ at early times


not so 'obvious' dependencies:

- *primordial non-Gaussianity* in the ultra squeezed limit
(Pajer & Zaldarriaga, 2012; Ganc & Komatsu, 2012)
- *Type* of the perturbations (adiabatic \leftrightarrow isocurvature)
(Barrow & Coles, 1991; Hu et al., 1994; Dent et al, 2012, JC & Grin, 2012)
- *Neutrinos* (or any extra relativistic degree of freedom)

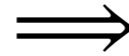
*CMB Spectral distortions could add additional numbers beyond
'just' the tensor-to-scalar ratio from B-modes!*

Distortion due to mixing of blackbodies

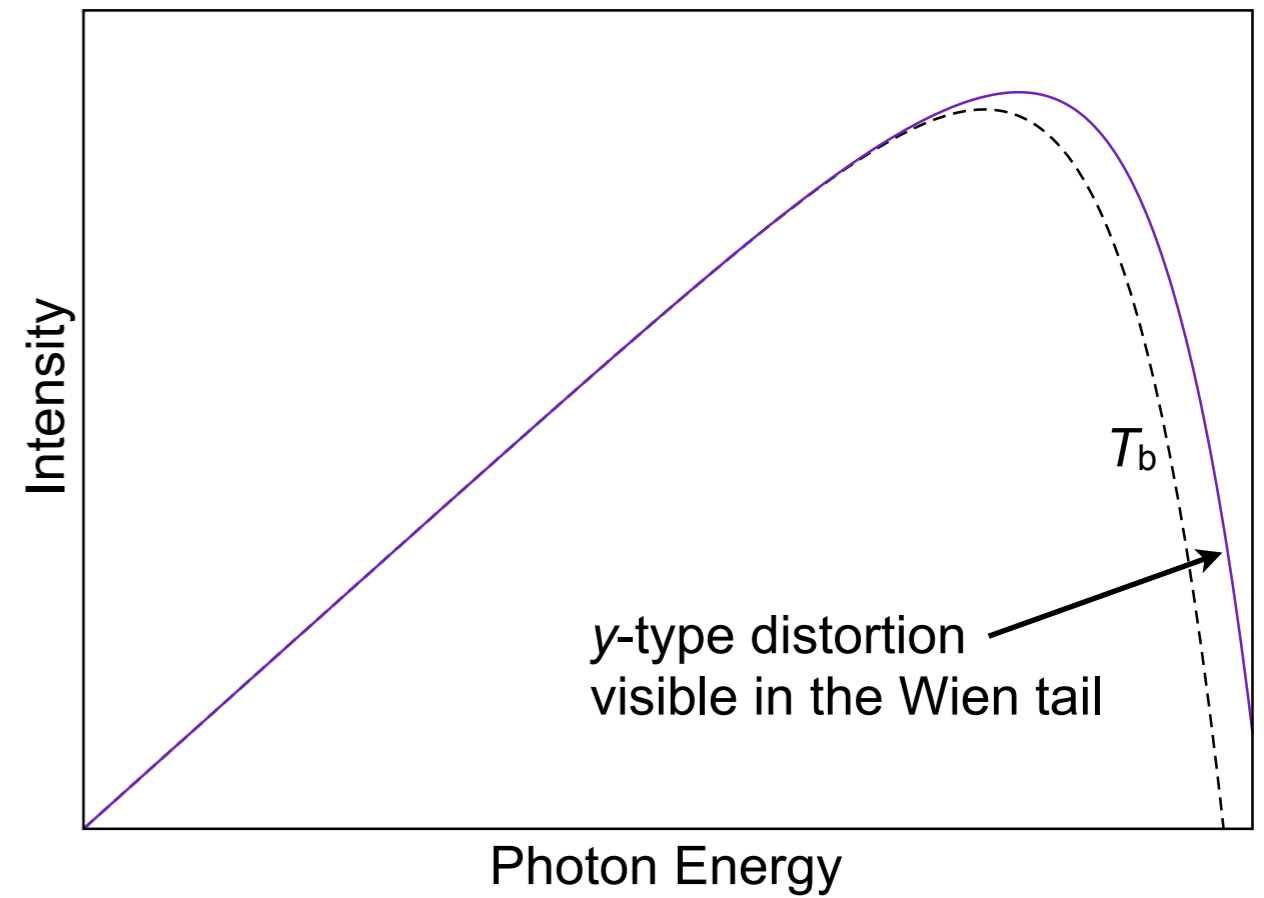
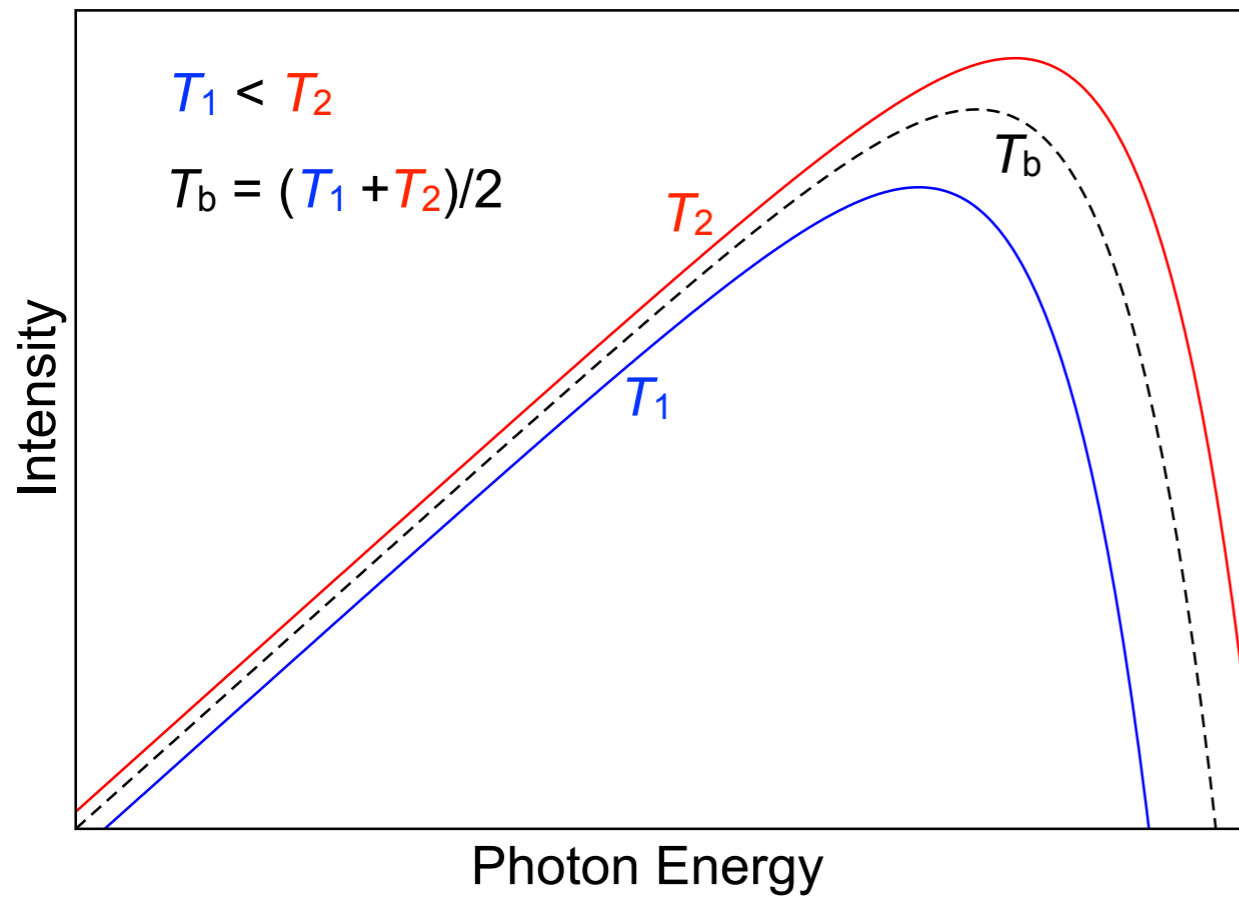
Blackbody spectra



Photon mixing



Blackbody + y -distortion



Classical derivation for the heating rate

Dissipation of acoustic modes: 'classical treatment'

- energy stored in plane sound waves

$$\text{Landau \& Lifshitz, 'Fluid Mechanics', \S 65} \Rightarrow Q \sim c_s^2 \rho (\delta\rho/\rho)^2$$

- expression for normal ideal gas where ρ is '*mass density*' and c_s denotes '*sounds speed*'
- photon-baryon fluid with baryon loading $R \ll 1$

$$(c_s/c)^2 = [3(1+R)]^{-1} \sim 1/3$$

$$\rho \rightarrow \rho_\gamma = a_R T^4$$

$$\delta\rho/\rho \rightarrow 4(\delta T_0/T) \equiv 4\Theta_0 \leftarrow \text{only perturbation of the monopole accounted for}$$

Dissipation of acoustic modes: 'classical treatment'

- energy stored in plane sound waves

$$\text{Landau \& Lifshitz, 'Fluid Mechanics', \S 65} \Rightarrow Q \sim c_s^2 \rho (\delta\rho/\rho)^2$$

- expression for normal ideal gas where ρ is '*mass density*' and c_s denotes '*sounds speed*'
- photon-baryon fluid with baryon loading $R \ll 1$

$$(c_s/c)^2 = [3(1+R)]^{-1} \sim 1/3$$

$$\rho \rightarrow \rho_Y = a_R T^4$$

$$\delta\rho/\rho \rightarrow 4(\delta T_0/T) \equiv 4\Theta_0$$

$$\Rightarrow (a^4 \rho_Y)^{-1} da^4 Q_{ac}/dt = -16/3 d\langle \Theta_0^2 \rangle / dt$$

'minus' because *decrease of Θ at small scales means increase for average spectrum*

can be calculated using first order perturbation theory

Dissipation of acoustic modes: 'classical treatment'

- energy stored in plane sound waves

Landau & Lifshitz, 'Fluid Mechanics', § 65 $\Rightarrow Q \sim c_s^2 \rho (\delta\rho/\rho)^2$

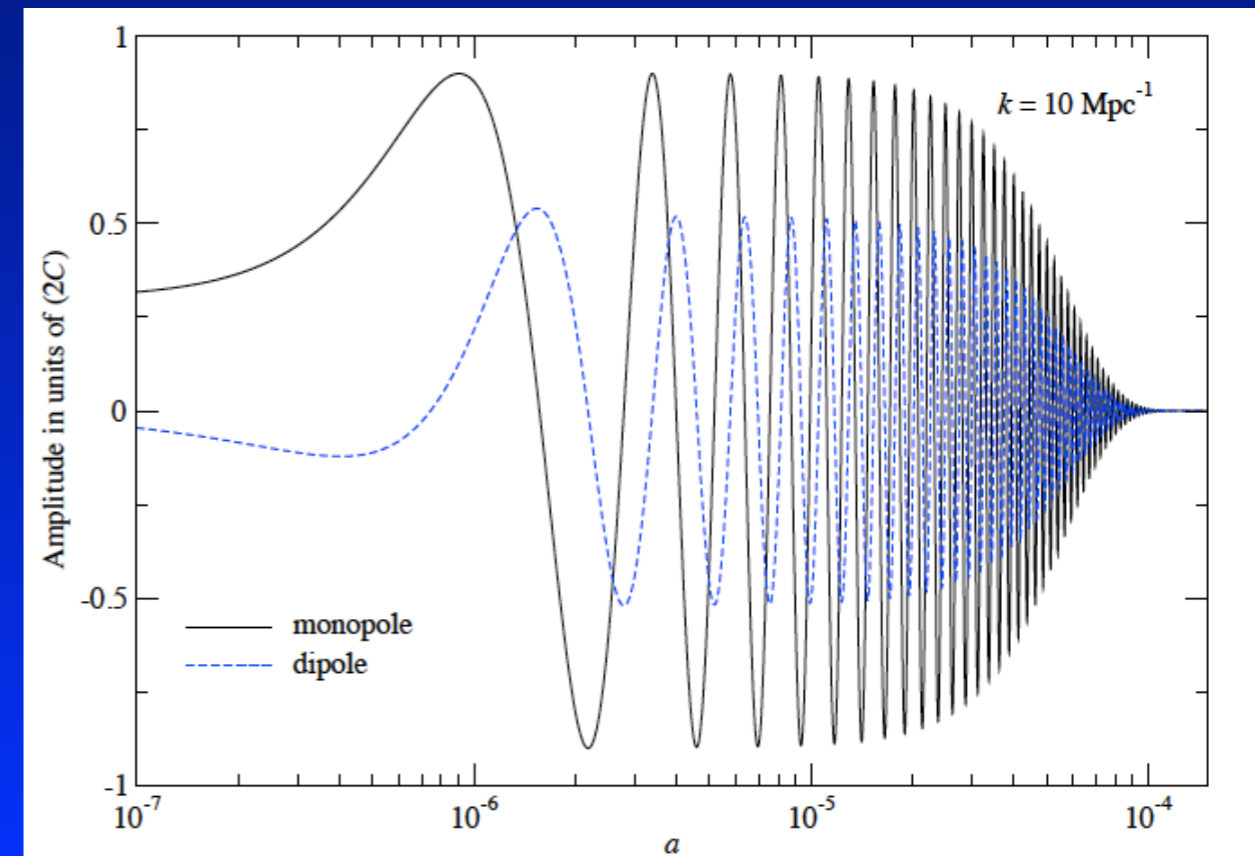
- expression for normal ideal gas where ρ is '*mass density*' and c_s denotes '*sounds speed*'
- photon-baryon fluid with baryon loading $R \ll 1$

$$(c_s/c)^2 = [3(1+R)]^{-1} \sim 1/3$$

$$\rho \rightarrow \rho_Y = a_R T^4$$

$$\delta\rho/\rho \rightarrow 4(\delta T_0/T) \equiv 4\Theta_0$$

$$\Rightarrow (a^4\rho_Y)^{-1} da^4 Q_{ac}/dt = -16/3 d\langle\Theta_0^2\rangle/dt$$



Dissipation of acoustic modes: 'classical treatment'

- energy stored in plane sound waves

$$\text{Landau \& Lifshitz, 'Fluid Mechanics', \S 65} \Rightarrow Q \sim c_s^2 \rho (\delta\rho/\rho)^2$$

- expression for normal ideal gas where ρ is '*mass density*' and c_s denotes '*sounds speed*'
- photon-baryon fluid with baryon loading $R \ll 1$

$$(c_s/c)^2 = [3(1+R)]^{-1} \sim 1/3$$

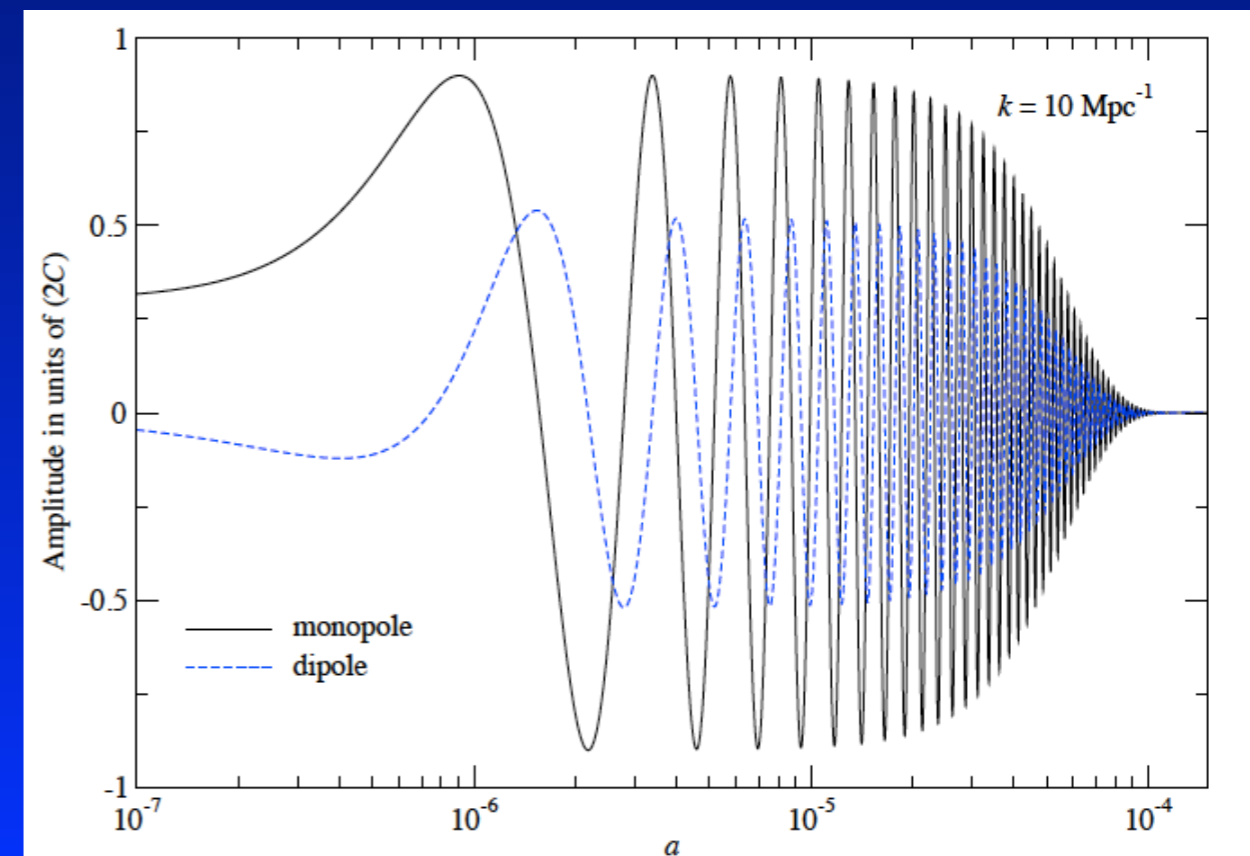
$$\rho \rightarrow \rho_Y = a_R T^4 \quad \Rightarrow \quad (a^4 \rho_Y)^{-1} da^4 Q_{ac}/dt = -16/3 d\langle \Theta_0^2 \rangle / dt$$

$$\delta\rho/\rho \rightarrow 4(\delta T_0/T) \equiv 4\Theta_0$$

- Simple estimate does *not* capture all the physics of the problem:

(JC, Khatri & Sunyaev, 2012)

- ▶ *total energy release is 9/4 ~ 2.25 times larger!*
- ▶ *only 1/3 of the released energy goes into distortions*



Early power spectrum constraints from FIRAS

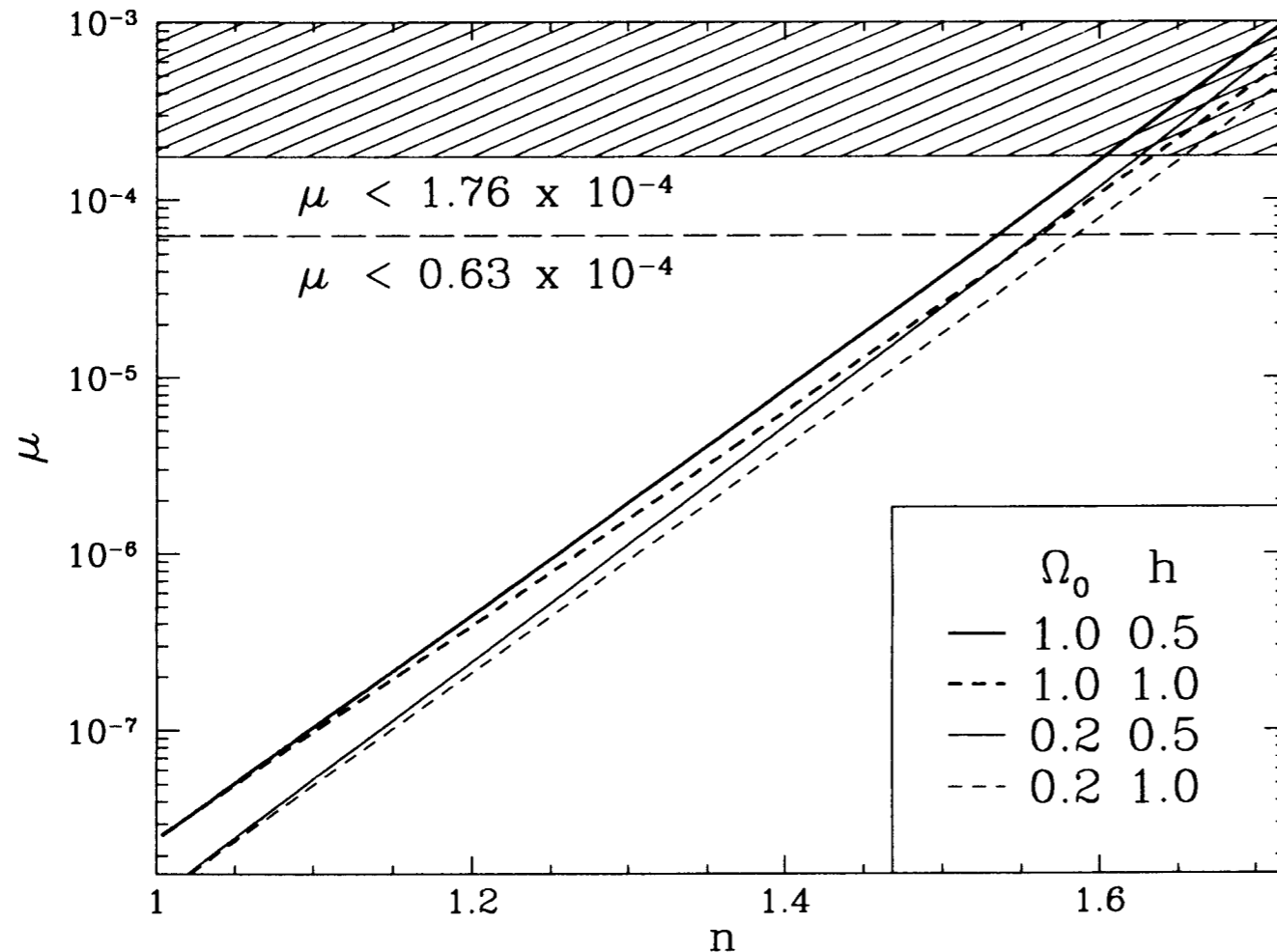


FIG. 1.—Spectral distortion μ , predicted from the full eq. (11), as a function of the power index n for a normalization at the mean of the *COBE* DMR detection $(\Delta T/T)_{10^\circ} = 1.12 \times 10^{-5}$. With the uncertainties on *both* the DMR and FIRAS measurements, the conservative 95% upper limit is effectively $\mu < 1.76 \times 10^{-4}$ (see text). The corresponding constraint on n is relatively weakly dependent on cosmological parameters: $n < 1.60$ ($h = 0.5$) and $n < 1.63$ ($h = 1.0$) for $\Omega_0 = 1$ and quite similar for $0.2 < \Omega_0 = 1 - \Omega_\Lambda < 1$ universes. These limits are nearly independent of Ω_B . We have also plotted the optimistic 95% upper limit on $\mu < 0.63 \times 10^{-4}$ for comparison as discussed in the text.

- based on classical estimate for heating rate
- Tightest / cleanest constraint at that point!
- simple power-law spectrum assumed
- $\mu \sim 10^{-8}$ for scale-invariant power spectrum
- $n_S \lesssim 1.6$

Effective energy release caused by damping effect

- Effective heating rate from full 2x2 Boltzmann treatment (JC, Khatri & Sunyaev, 2012)

$$\frac{1}{a^4 \rho_\gamma} \frac{da^4 Q_{ac}}{dt} = 4\sigma_T N_e c \left\langle \frac{(3\Theta_1 - \beta)^2}{3} + \frac{9}{2}\Theta_2^2 - \frac{1}{2}\Theta_2(\Theta_0^P + \Theta_2^P) + \sum_{l \geq 3} (2l + 1)\Theta_l^2 \right\rangle$$

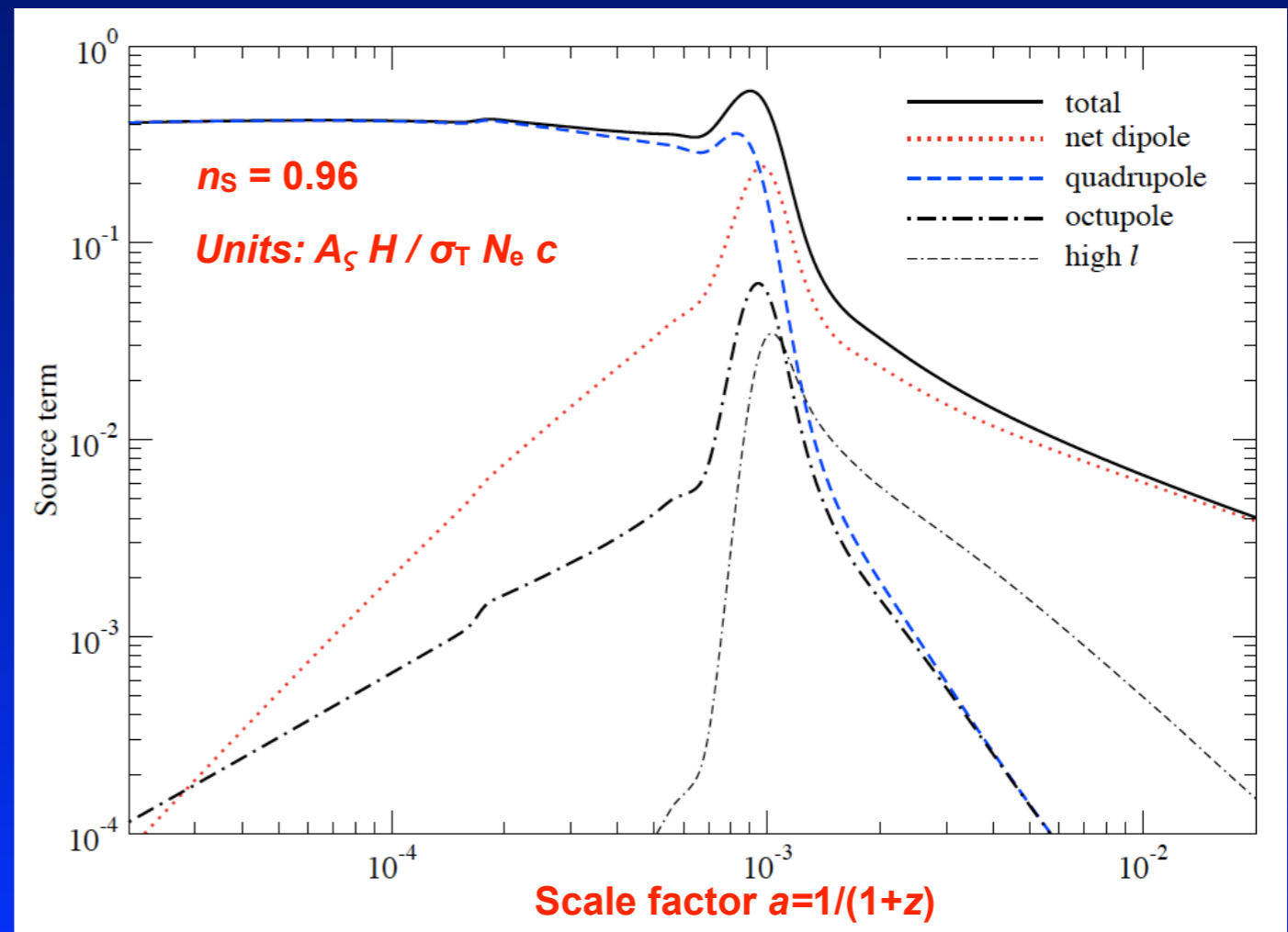
$$\Theta_l = \frac{1}{2} \int \Theta(\mu) P_l(\mu) d\mu$$

gauge-independent dipole
effect of polarization
higher multipoles

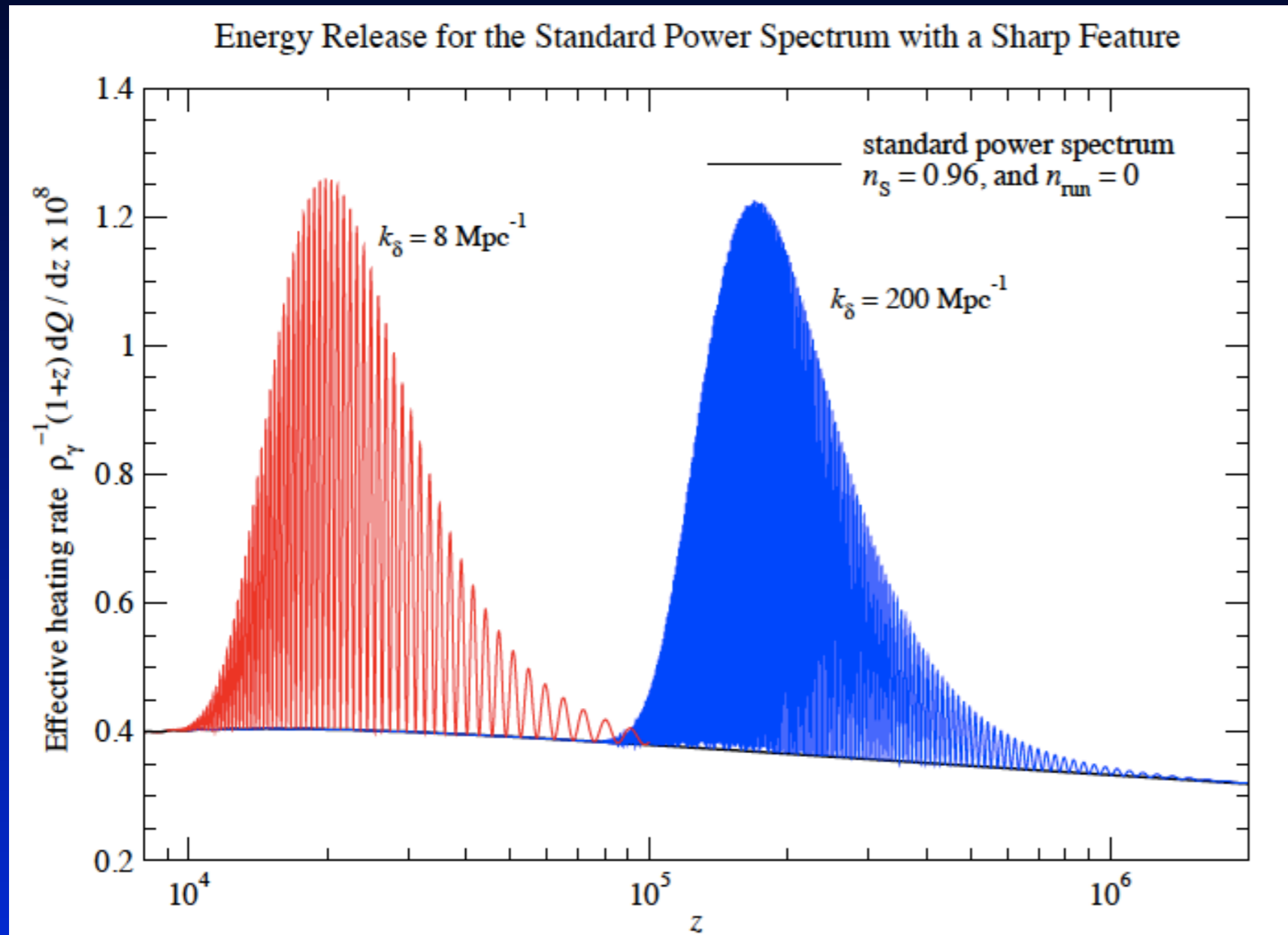
$$\langle XY \rangle = \int \frac{k^2 dk}{2\pi^2} P(k) X(k) Y(k)$$

Primordial power spectrum

- quadrupole dominant at high z
- net dipole important only at low redshifts
- polarization $\sim 5\%$ effect
- contribution from higher multipoles rather small

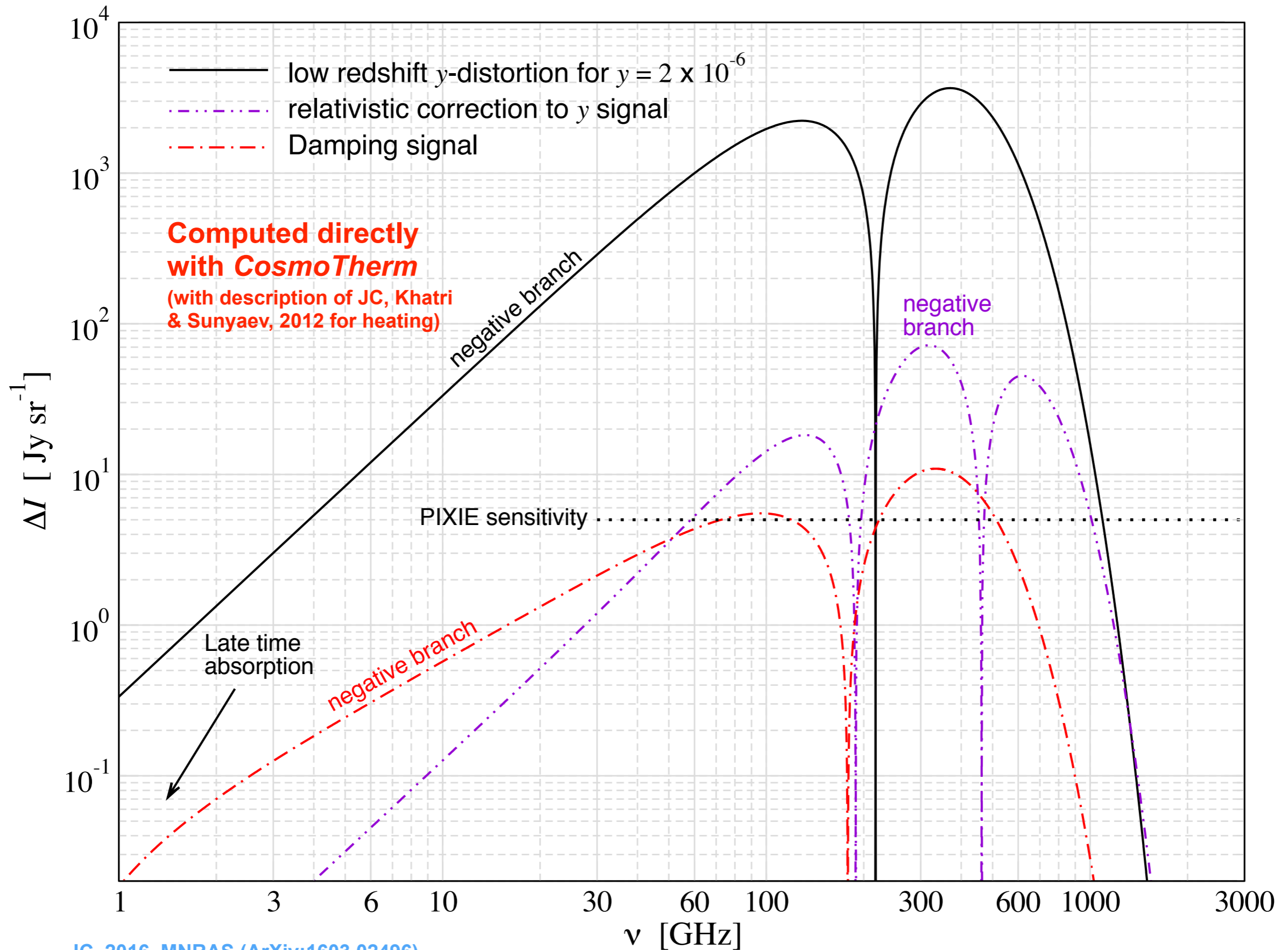


Which modes dissipate in the μ and y -eras?

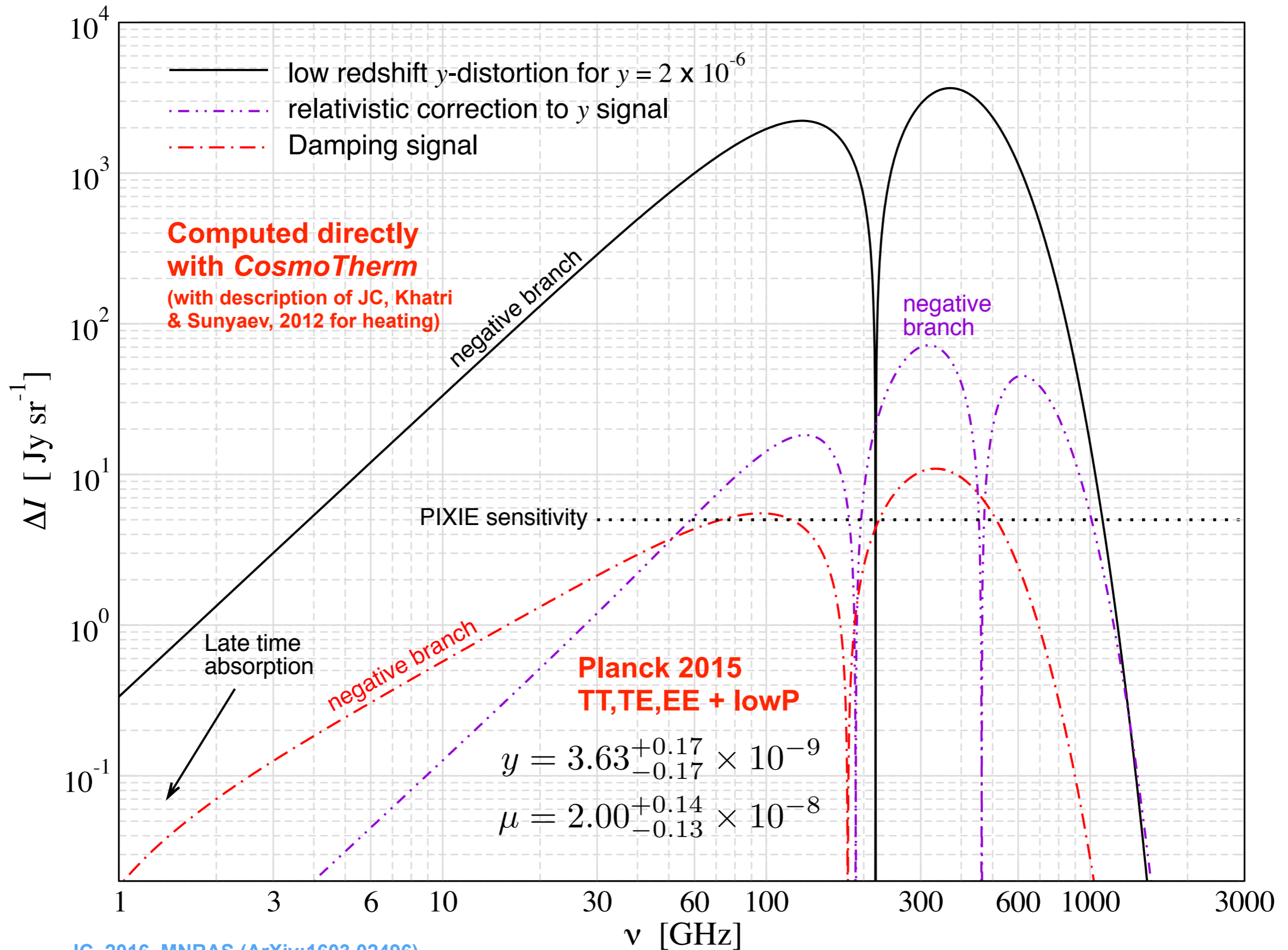


- Single mode with wavenumber k dissipates its energy at $z_d \sim 4.5 \times 10^5 (k \text{ Mpc}/10^3)^{2/3}$
- Modes with wavenumber $50 \text{ Mpc}^{-1} < k < 10^4 \text{ Mpc}^{-1}$ dissipate their energy during the μ -era
- Modes with $k < 50 \text{ Mpc}^{-1}$ cause y -distortion

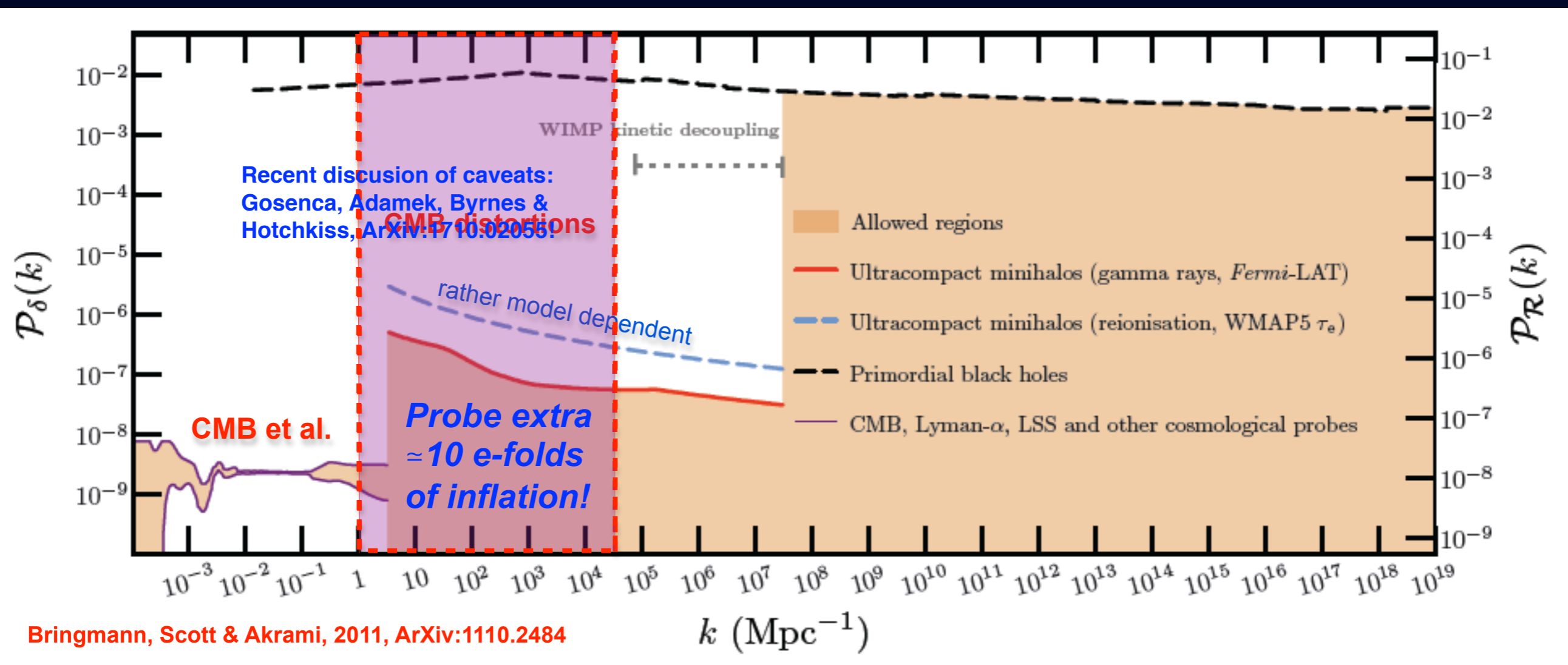
Average CMB spectral distortions



Average CMB spectral distortions

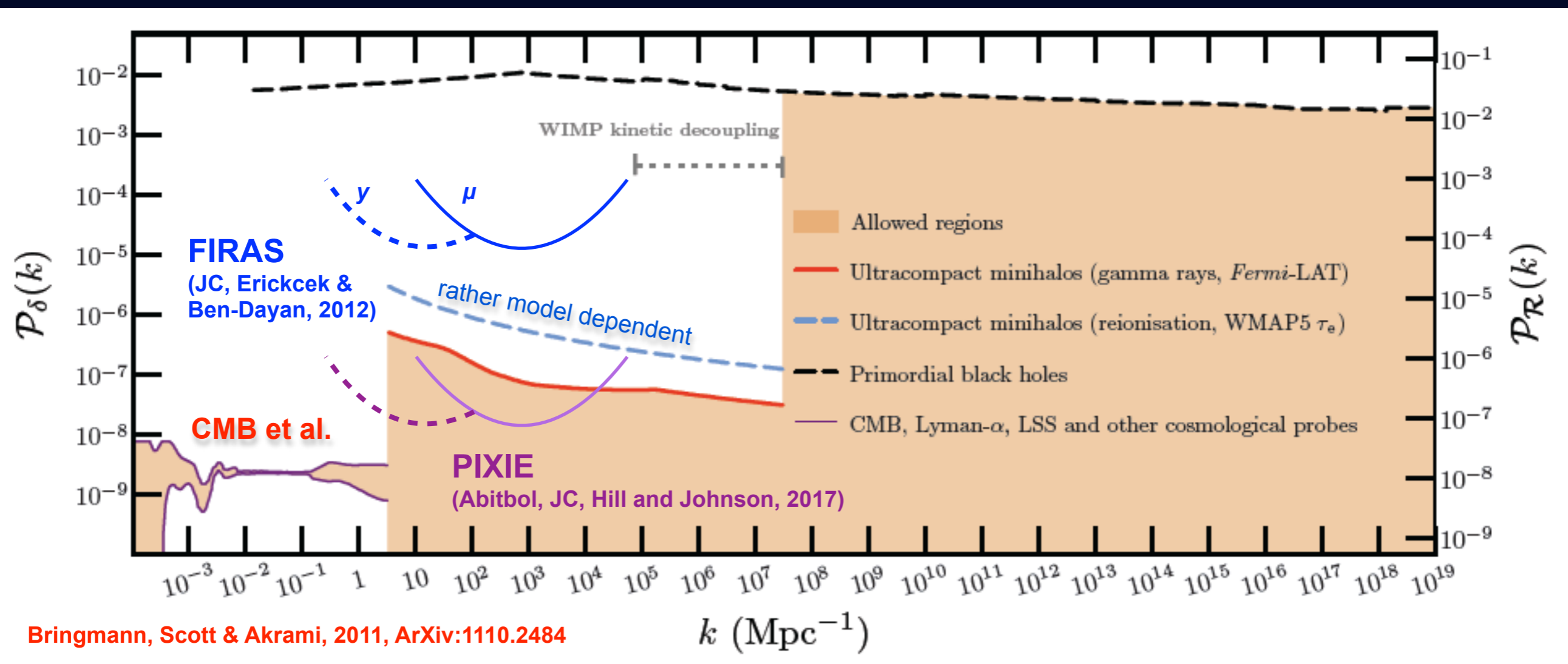


Distortions provide general power spectrum constraints!



- Amplitude of power spectrum rather uncertain at $k > 3 \text{ Mpc}^{-1}$
- improved limits at smaller scales can *rule out* many *inflationary models*
- CMB spectral distortions would *extend* our *lever arm* to $k \sim 10^4 \text{ Mpc}^{-1}$
- very *complementary* piece of information about early-universe physics

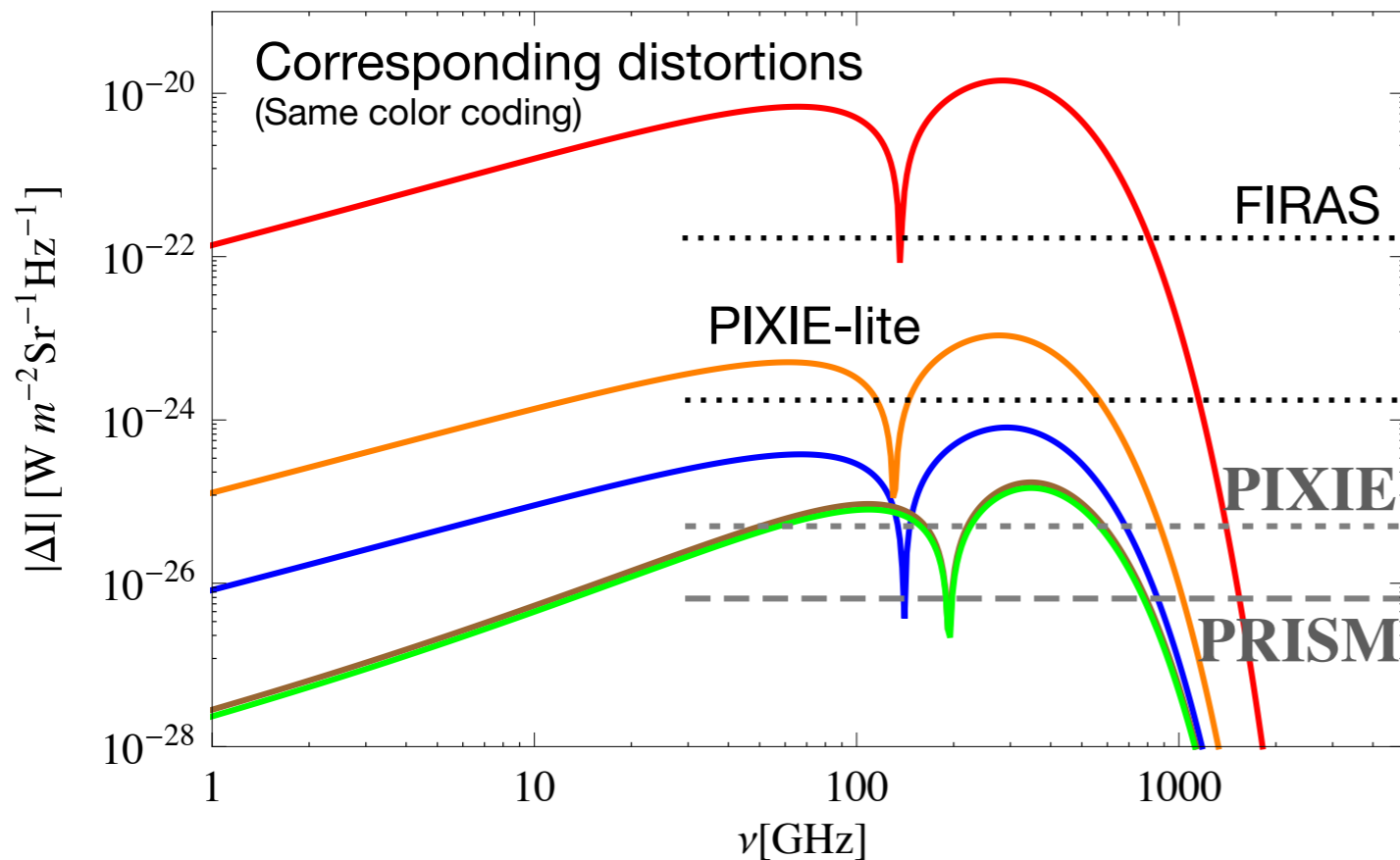
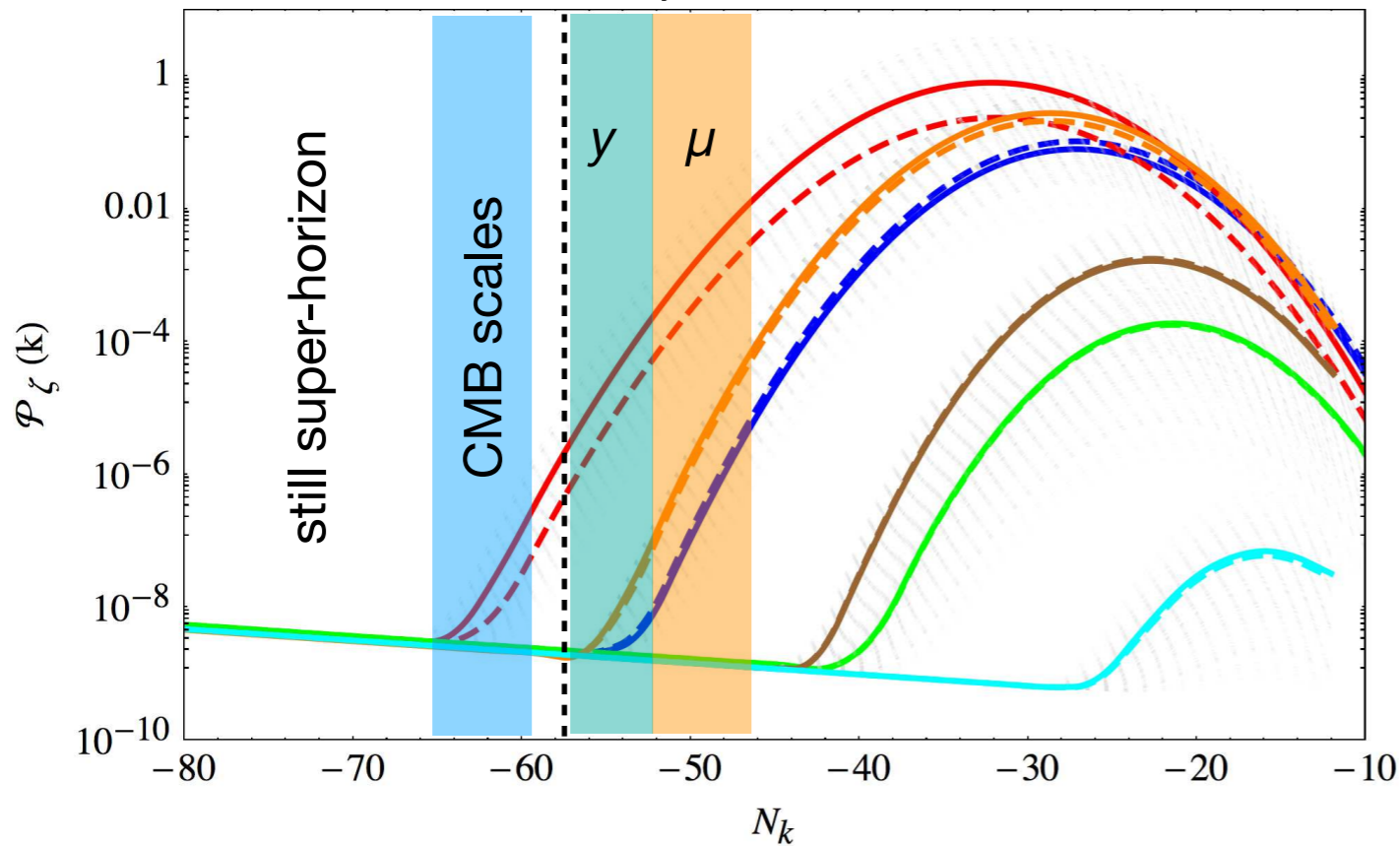
Distortions provide general power spectrum constraints!



- Amplitude of power spectrum rather uncertain at $k > 3 \text{ Mpc}^{-1}$
- improved limits at smaller scales can *rule out* many *inflationary models*
- CMB spectral distortions would *extend* our *lever arm* to $k \sim 10^4 \text{ Mpc}^{-1}$
- very *complementary* piece of information about early-universe physics

Enhanced small-scale power in hybrid inflation

$k \sim 1 \text{ Mpc}^{-1}$

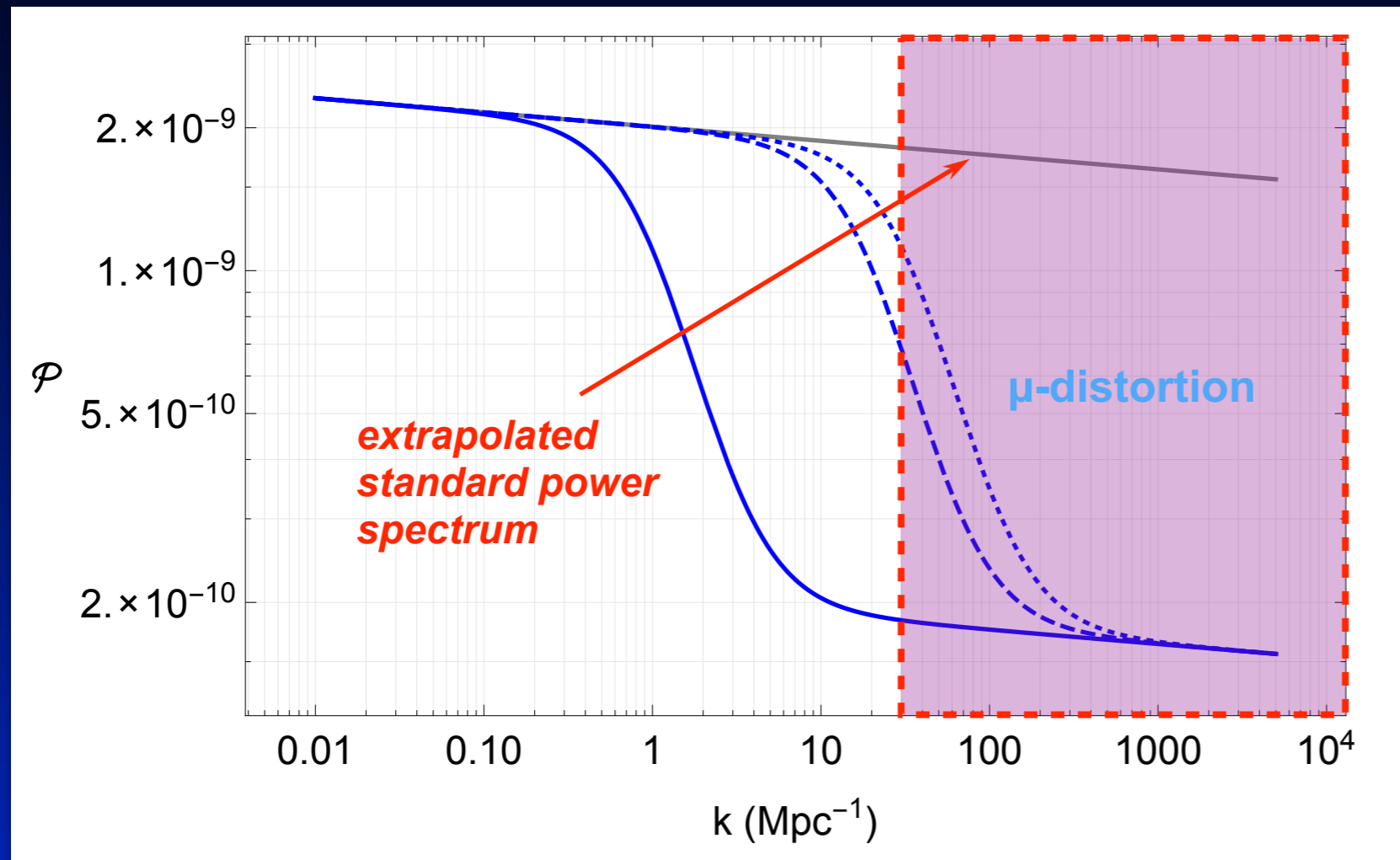


- Hybrid Inflation models cause enhanced small-scale power
- Motivated to explain seeds of supermassive blackholes seen in basically all galaxies
- μ and y distortions sensitive to enhancement at scales $1 \text{ Mpc}^{-1} \lesssim k \lesssim 2 \times 10^4 \text{ Mpc}^{-1}$
- Can constrain cases that are unconstrained by CMB measurements at large scales
- Possible link to BH mergers seen by LIGO??
- *Figure*: case with red line already ruled out by FIRAS (!) and today's CMB; distortions sensitive to orange and blue case; other cases PIXIE-lite is not sensitive to

Old forecast
without foreground
penalty

Figures adapted from **Clesse & Garcia-Bellido, 2015**

Shedding Light on the 'Small-Scale Crisis'

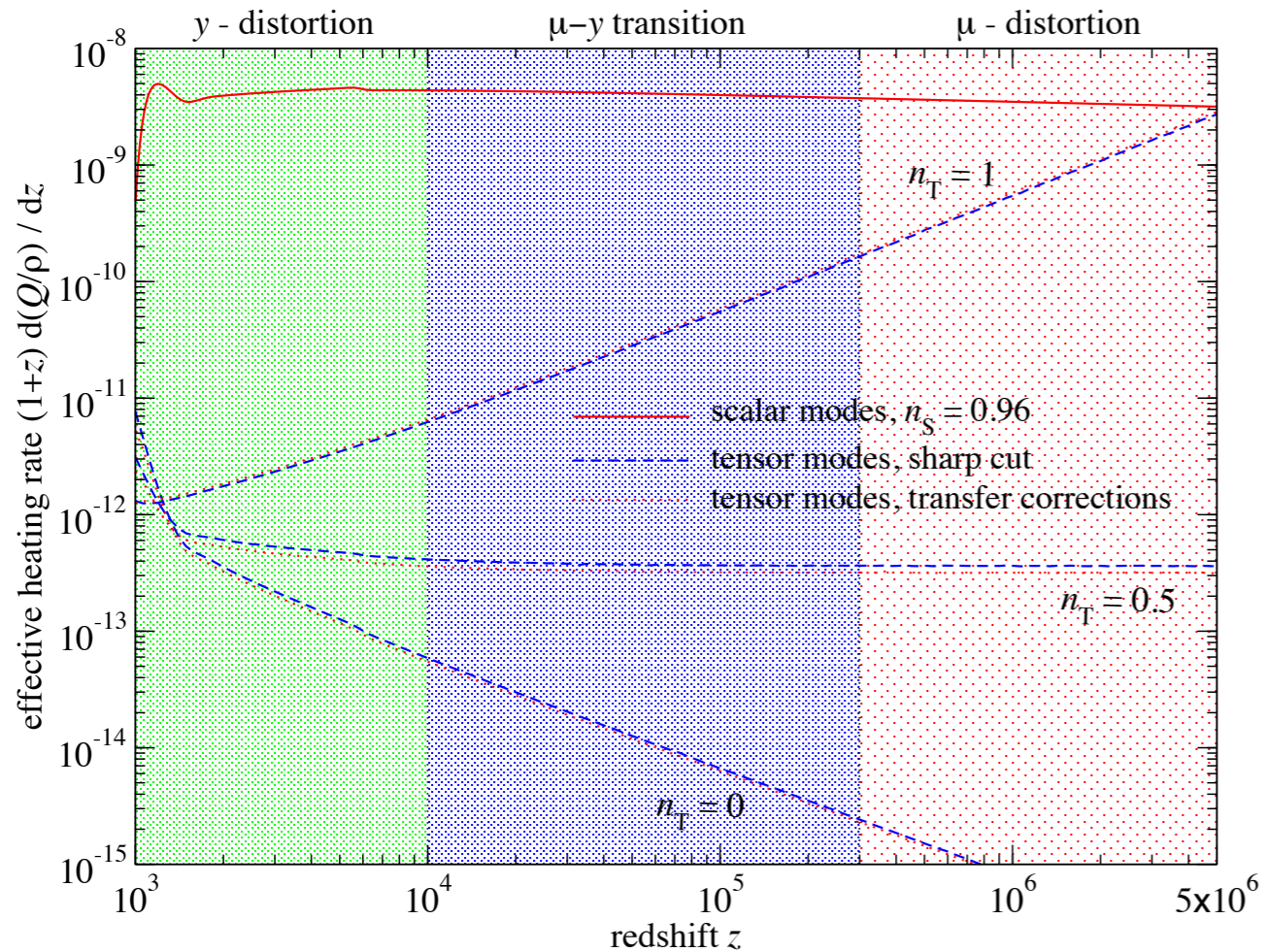


- 'missing satellite' problem
- 'too-big-to-fail'
- Cusp-vs-core problem

⇒ Are these caused by a *primordial* or *late-time* suppression?

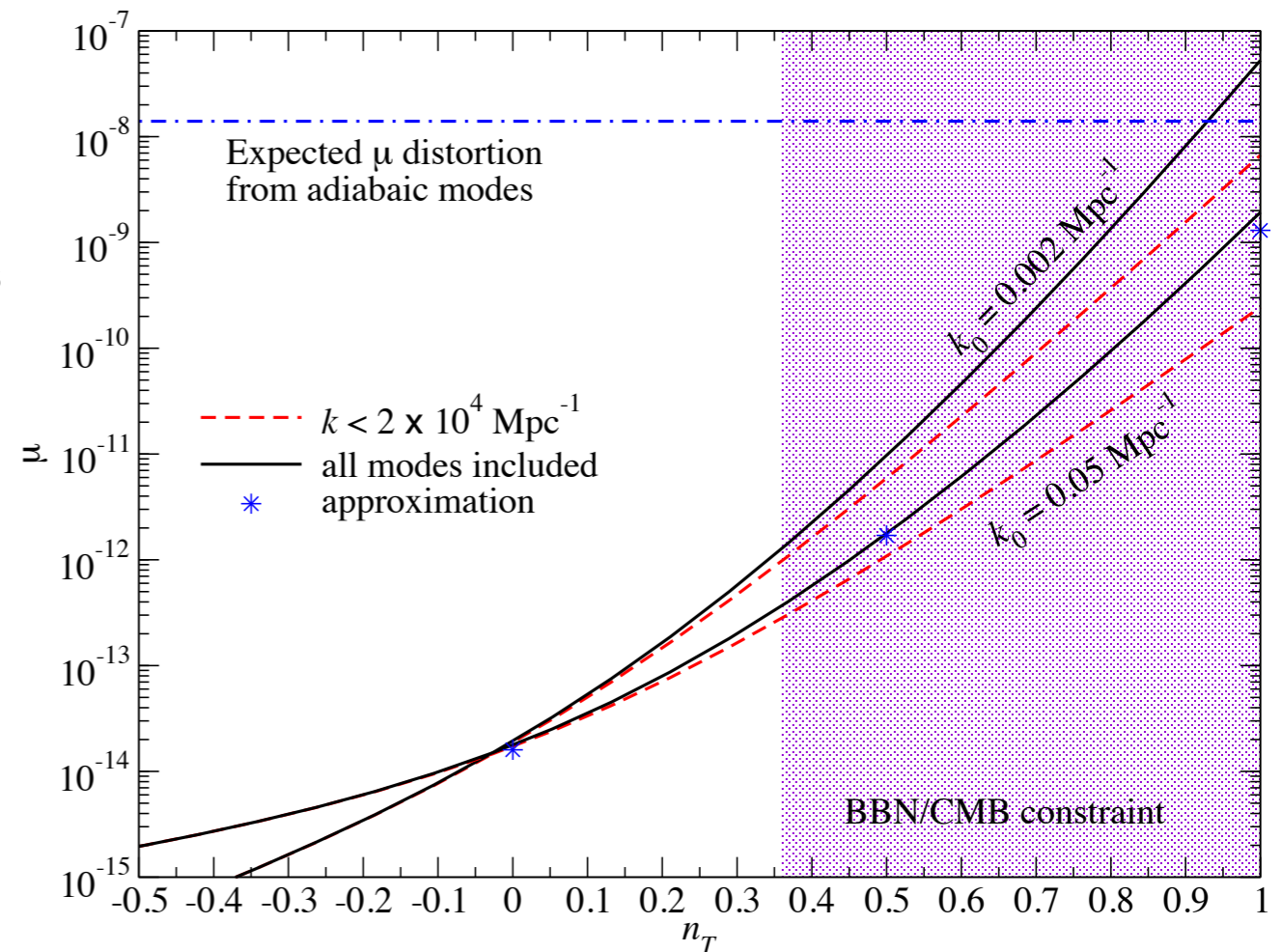
- A primordial suppression would result in a very small μ -distortions
- Spectral distortion measurements might be able to test this question

Dissipation of tensor perturbations

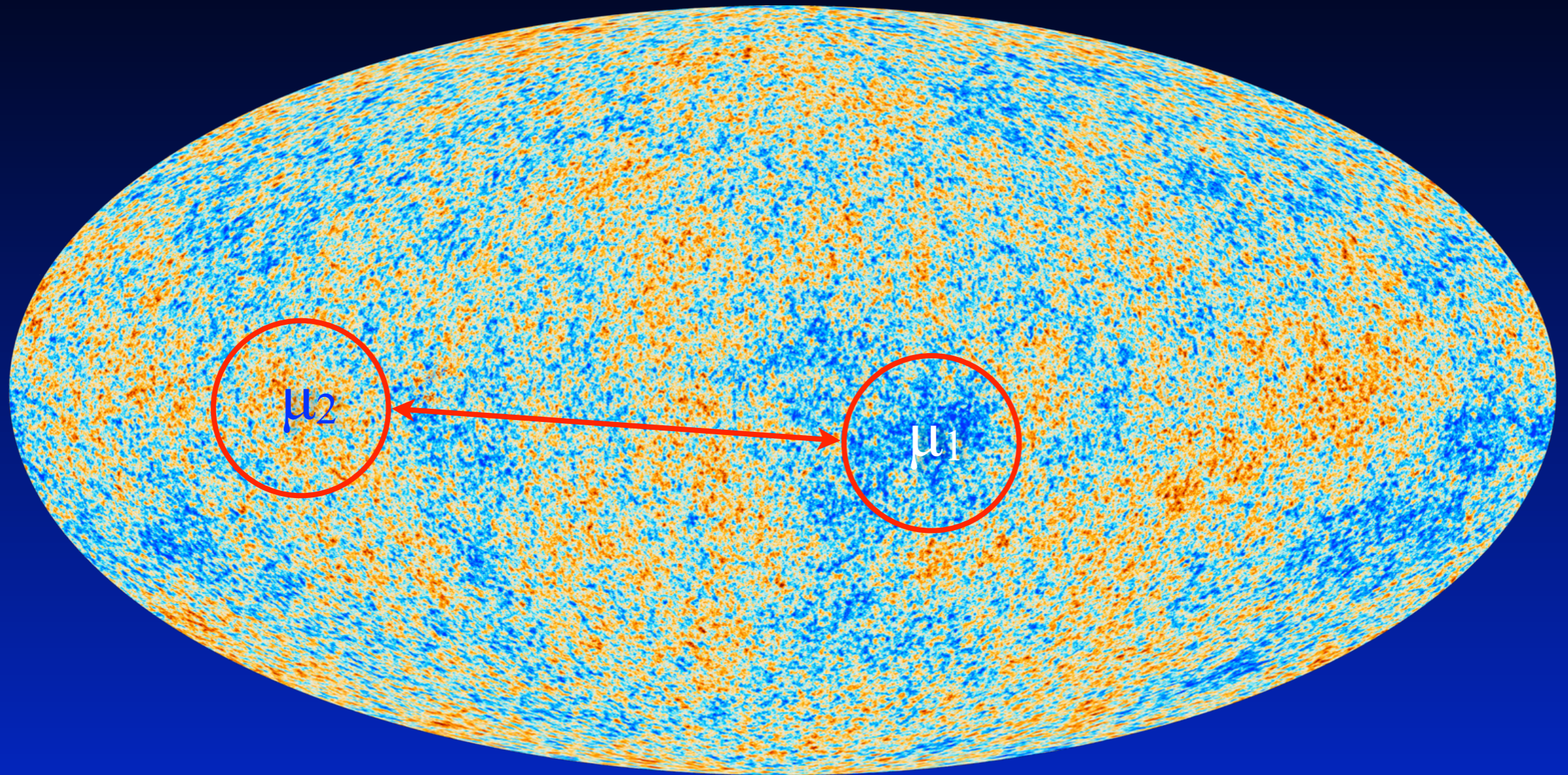


- heating rate can be computed similar to adiabatic modes
- heating rate much smaller than for scalar perturbations
- roughly constant per $d\ln z$ for $n_T \sim 0.5$

- distortion signal very small compared to adiabatic modes
- no severe *contamination* in simplest cases
- models with 'large' distortion already constrained by BBN/CMB



Spatially varying heating and dissipation of acoustic modes for non-Gaussian perturbations



- Uniform heating (e.g., dissipation in Gaussian case or quasi-uniform energy release)
→ distortion practically the same in different directions
- Spatially varying heating rate (e.g., due to *ultra-squeezed limit non-Gaussianity* or *cosmic bubble collisions*)
→ distortion varies in different directions

Signals for ultra-squeezed non-Gaussianity

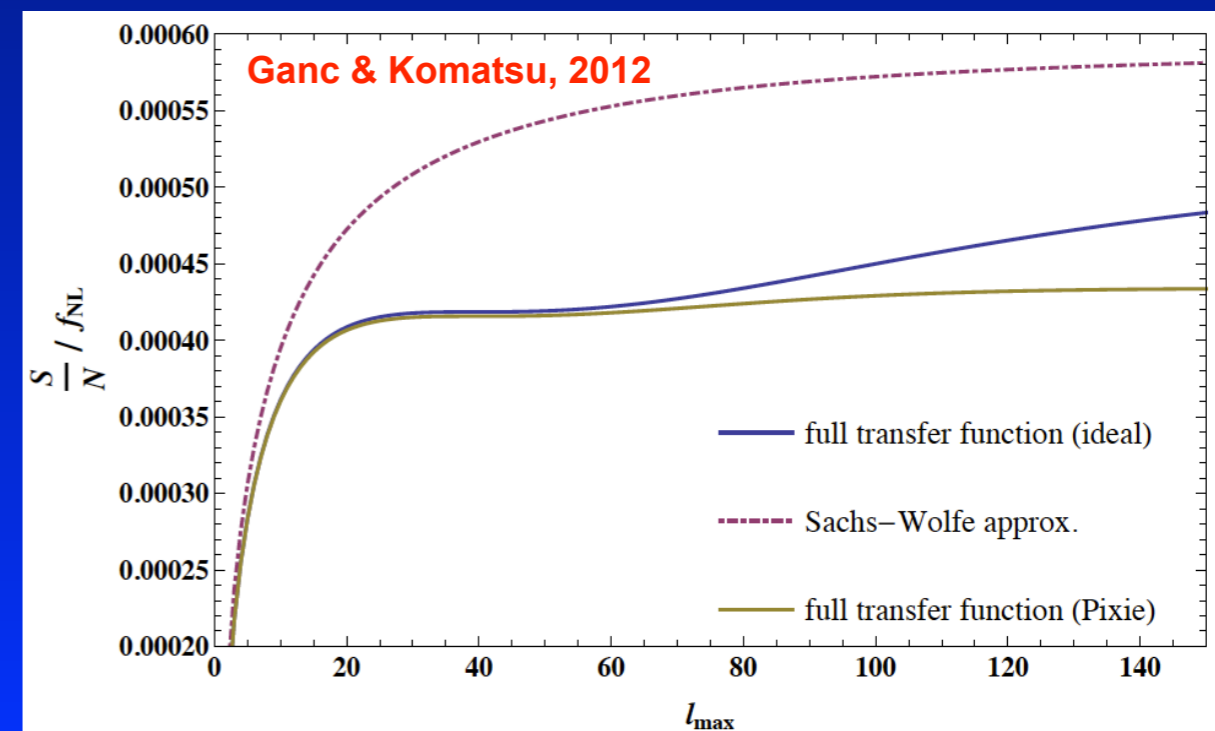
- Different correlation signals (see Emami et al, 2015)

$$\begin{aligned}
 C_\ell^{\mu T} &\simeq 12 f_{\text{nl}}^\mu C_\ell^{TT} & f_{\text{nl}}^\mu &\simeq f_{\text{nl}}(740 \text{ Mpc}^{-1}) \simeq 220 \left(\frac{\mu_{\text{min}}}{10^{-9}} \right) \left(\frac{\langle \mu \rangle}{2 \times 10^{-8}} \right)^{-1} \\
 C_\ell^{y T} &\simeq 12 f_{\text{nl}}^y C_\ell^{TT} & f_{\text{nl}}^y &\simeq f_{\text{nl}}(7 \text{ Mpc}^{-1}) \simeq 220 \left(\frac{y_{\text{min}}}{2 \times 10^{-10}} \right) \left(\frac{\langle y \rangle}{4 \times 10^{-9}} \right)^{-1}
 \end{aligned}$$

- achievable sensitivity depends on *monopole* distortion!
- μT “*cleanest*” signal since it can only be created at early times
- $y T$ also created by ISW but *scale-dependence* could help distinguishing it from the high- z signal
(\rightarrow see new calculations by Ravenni et al., 1707.04759)
- possible link to *CMB anomalies*?

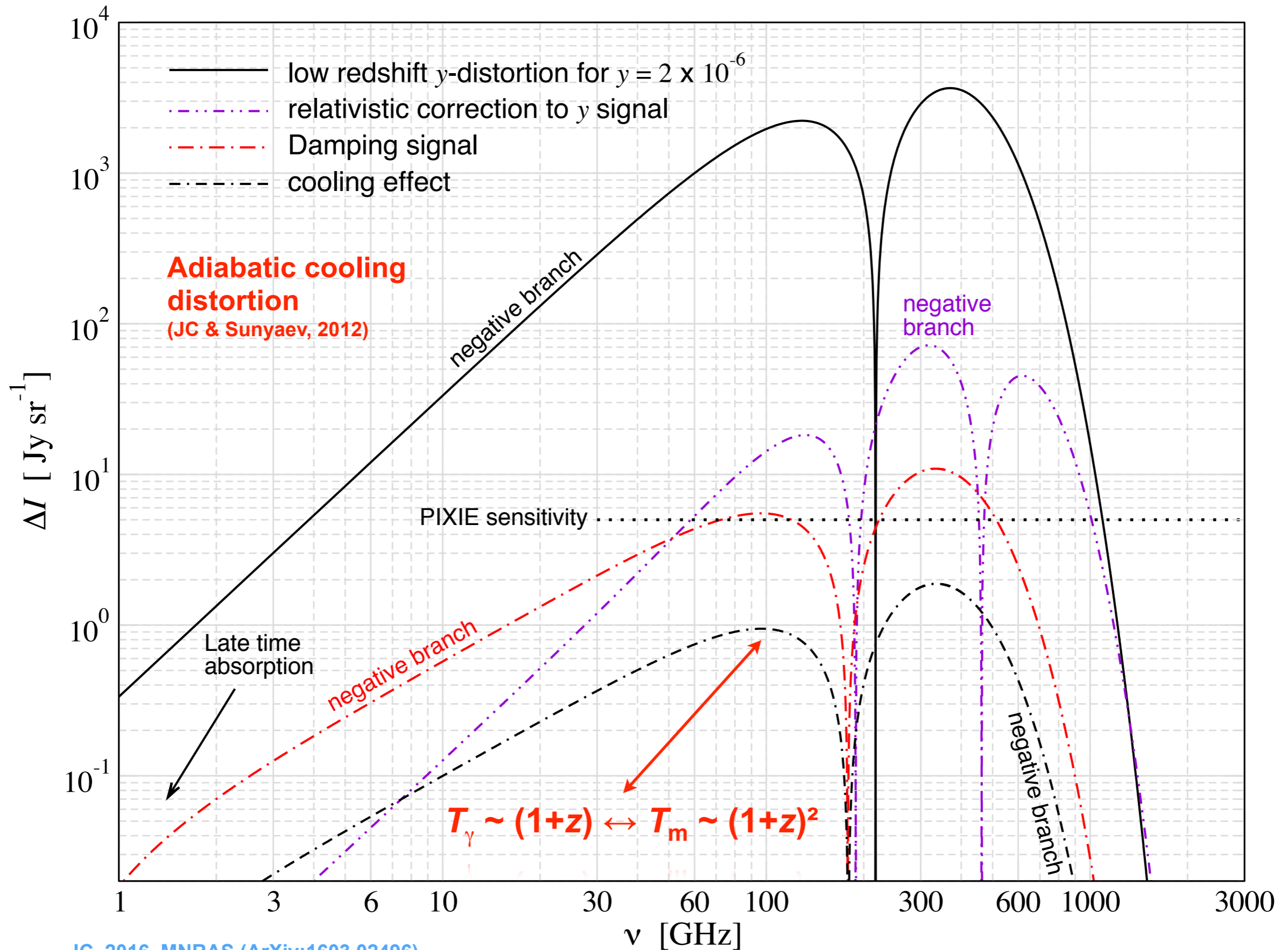
Requirements

- precise *cross-calibration* of frequency channels
- higher angular resolution does not improve cumulative S/N much
(\rightarrow *PIXIE-like experiment may be enough*)

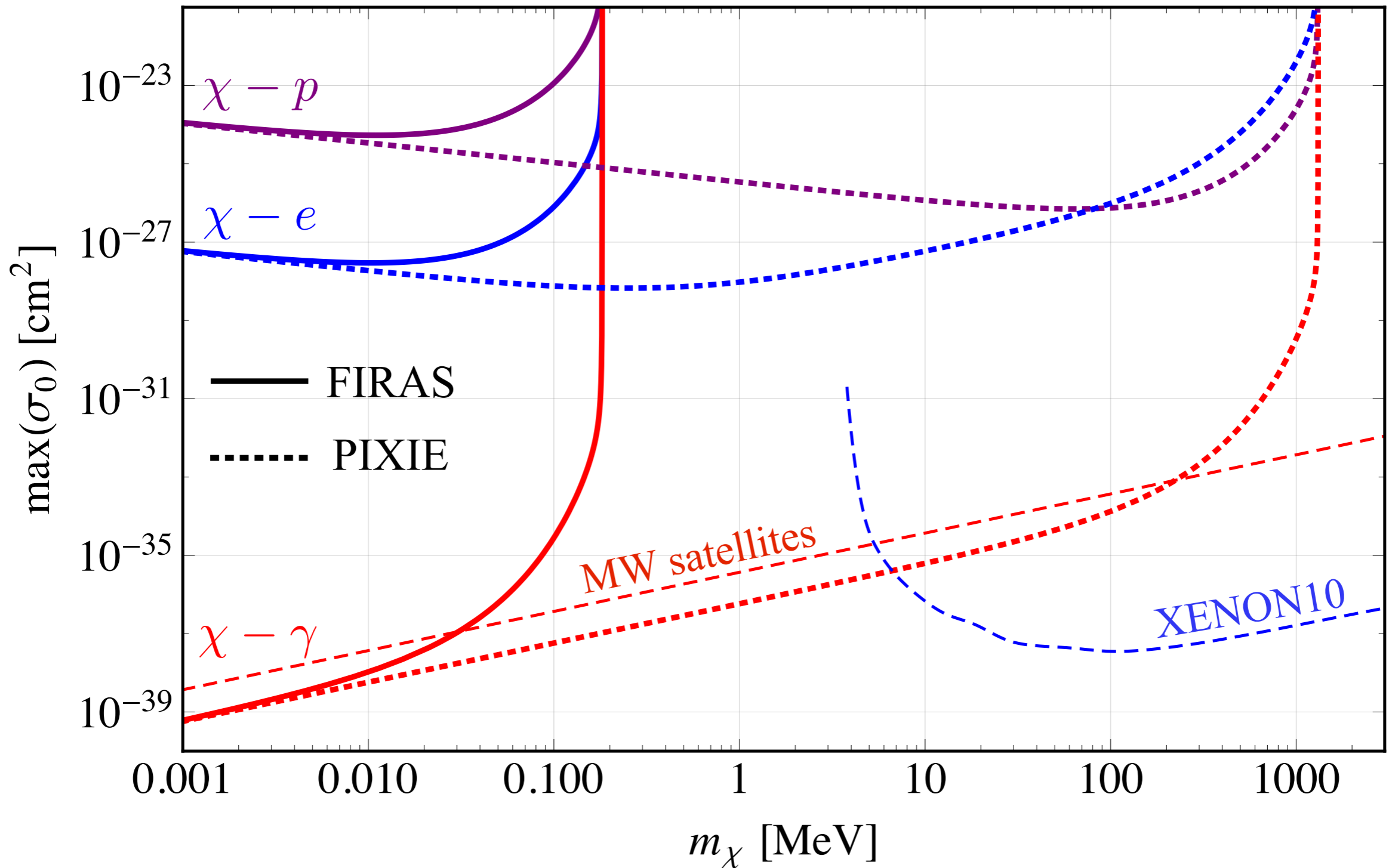


Energy extraction due to adiabatic cooling of matter

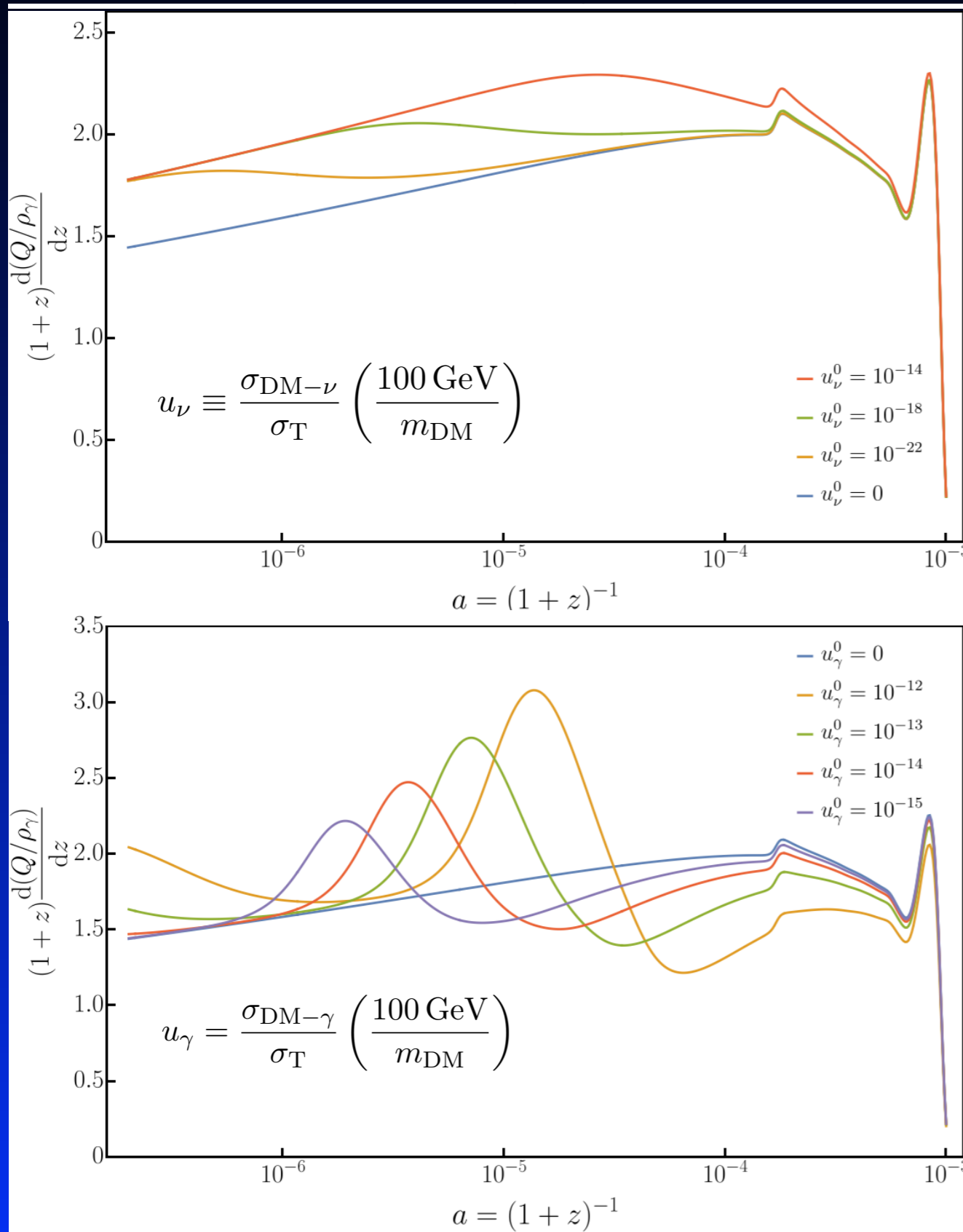
Average CMB spectral distortions



Distortion constraints on DM interactions through adiabatic cooling effect



Constrain interactions of DM with neutrinos/photons



- Dissipation is increased
- Enhances μ distortion
- Interesting complementary probe

- Early-time dissipation enhanced \rightarrow larger μ
- Later, modes already gone, so less heating
- Dissipation scale larger early on

The cosmological recombination radiation

Simple estimates for hydrogen recombination

Hydrogen recombination:

- per recombined hydrogen atom an energy of ~ 13.6 eV in form of photons is released
 - at $z \sim 1100 \rightarrow \Delta\varepsilon/\varepsilon \sim 13.6 \text{ eV } N_b / (N_\gamma 2.7kT_r) \sim 10^{-9} - 10^{-8}$
- recombination occurs at redshifts $z < 10^4$
- At that time the *thermalization* process doesn't work anymore!
- There should be some *small* spectral distortion due to additional Ly- α and 2s-1s photons!
- (Zeldovich, Kurt & Sunyaev, 1968, ZhETF, 55, 278; Peebles, 1968, ApJ, 153, 1)
- In 1975 **Viktor Dubrovich** emphasized the possibility to observe the recombinational lines from $n > 3$ and $\Delta n \ll n$!

First recombination computations completed in 1968!




Yakov Zeldovich

Moscow

Princeton



Rashid Sunyaev

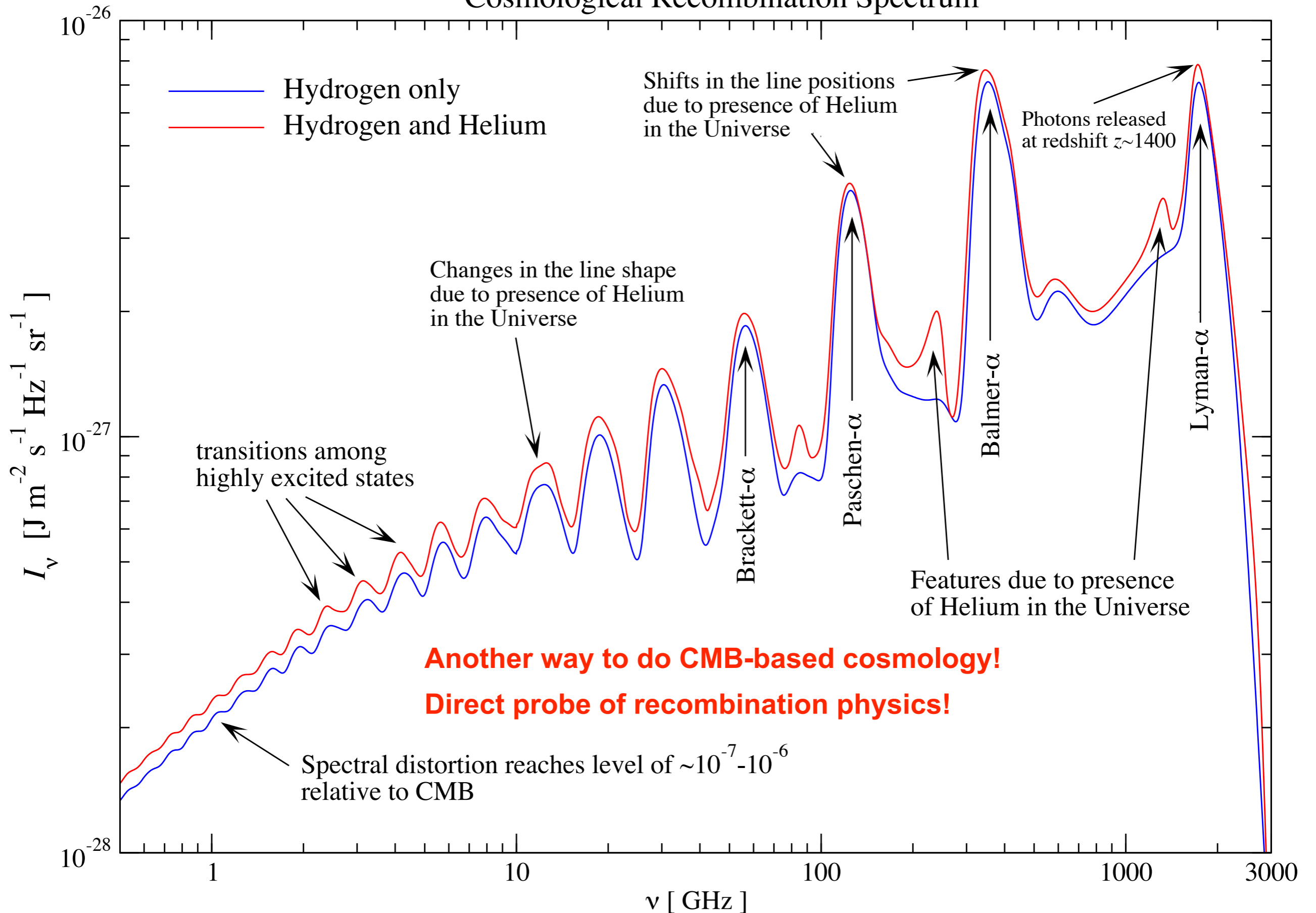


Jim Peebles

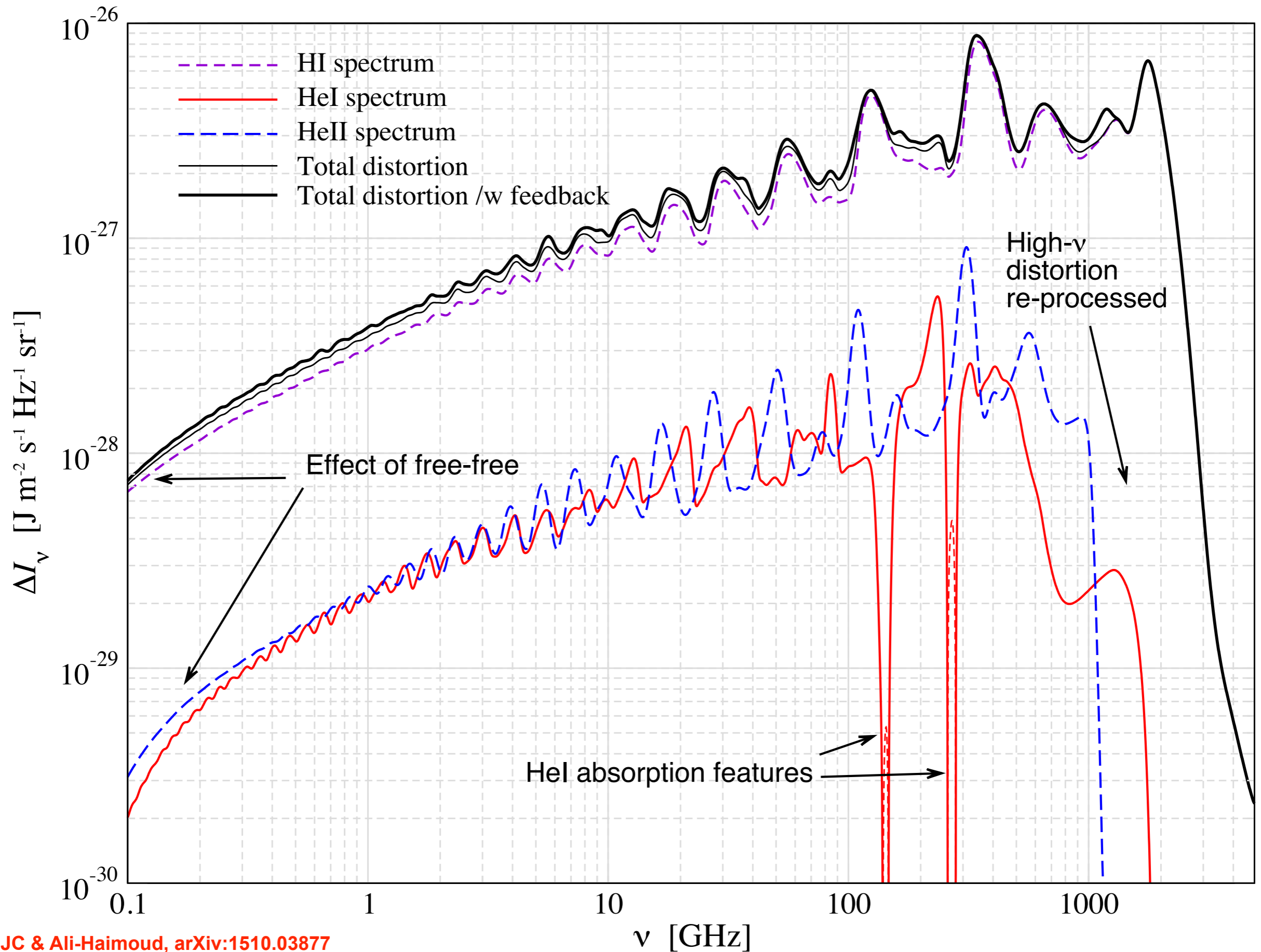


Vladimir Kurt
(UV astronomer)

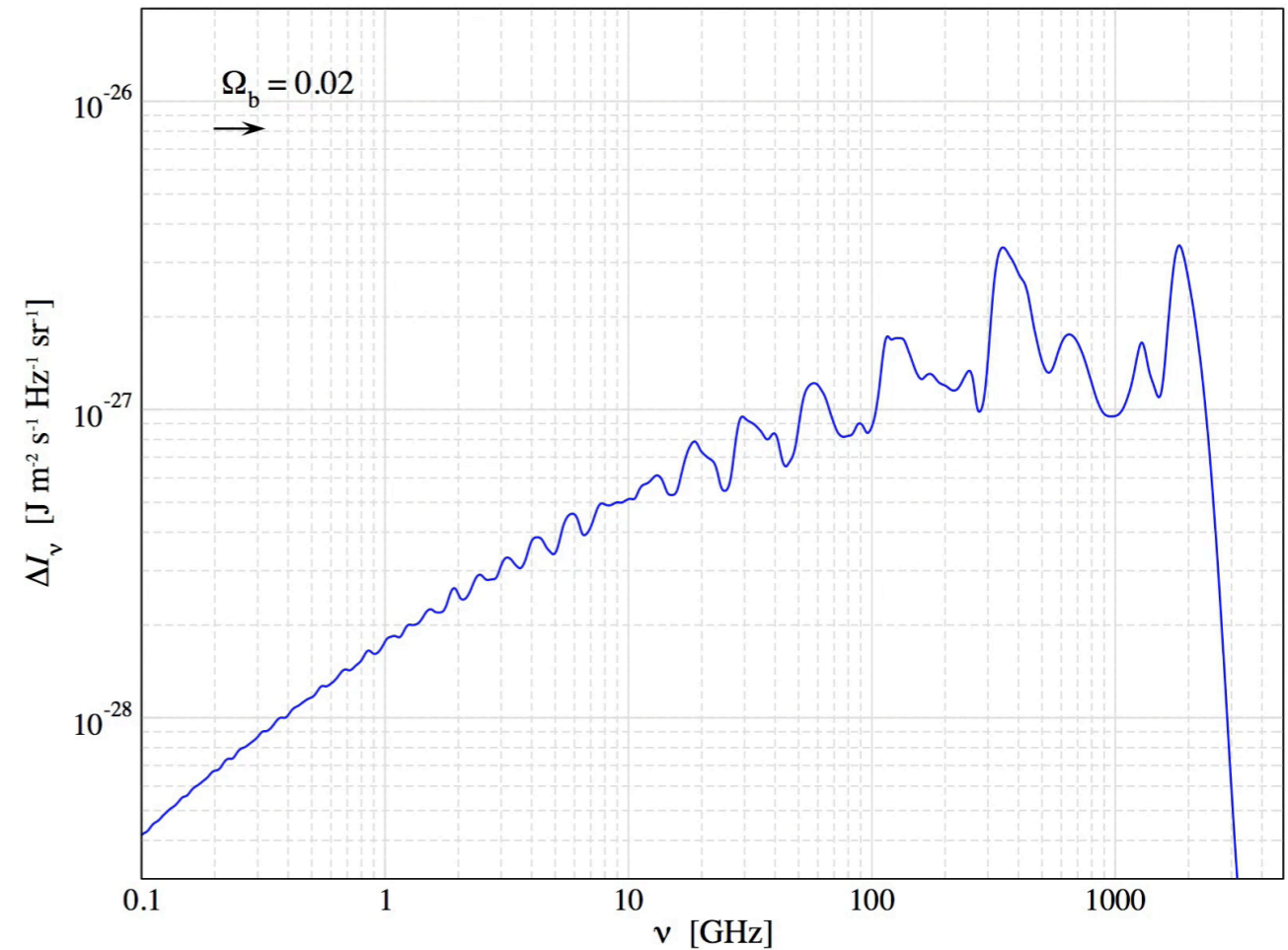
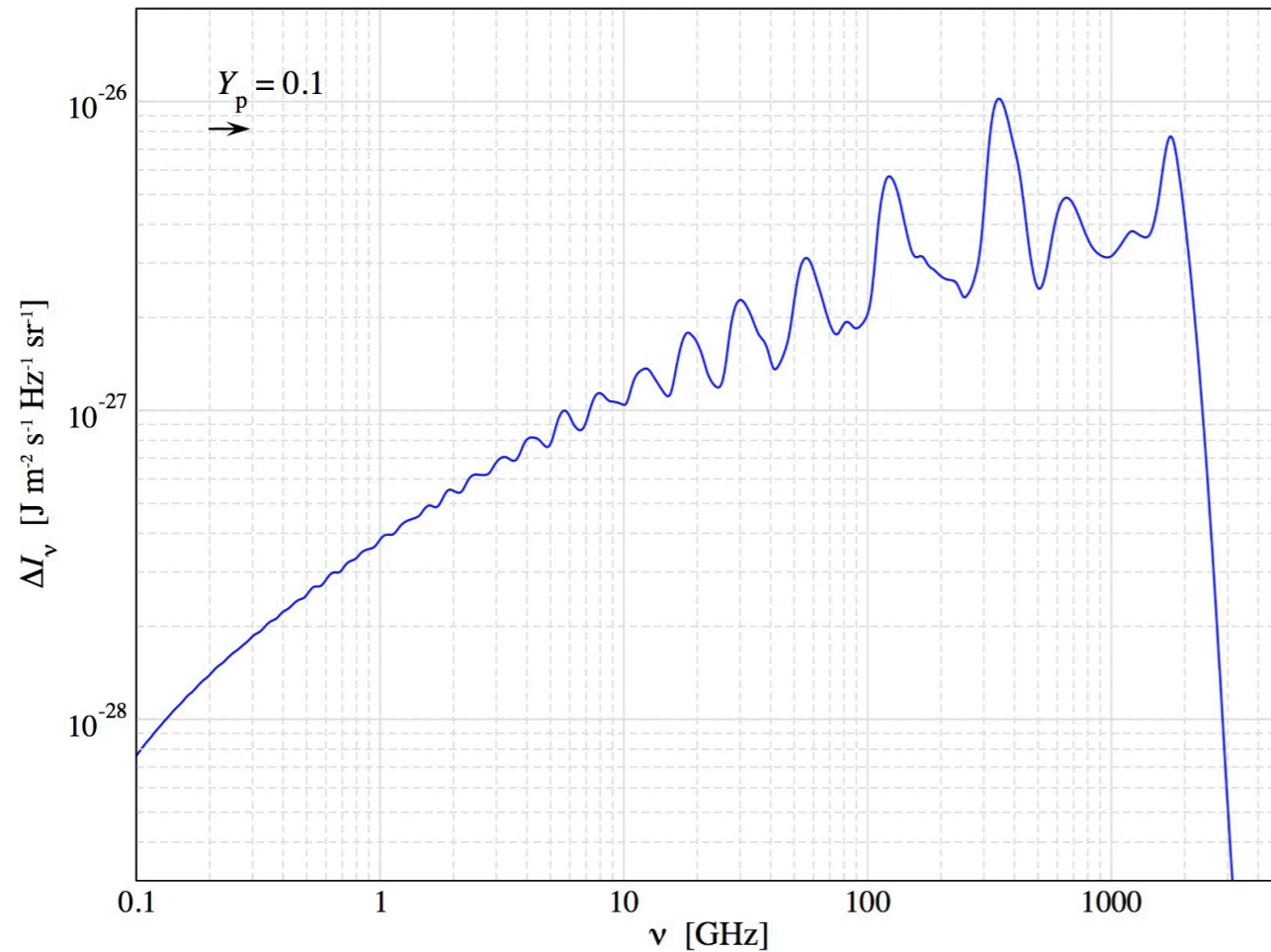
Cosmological Recombination Spectrum



New detailed and fast computation!



CosmoSpec: fast and accurate computation of the CRR

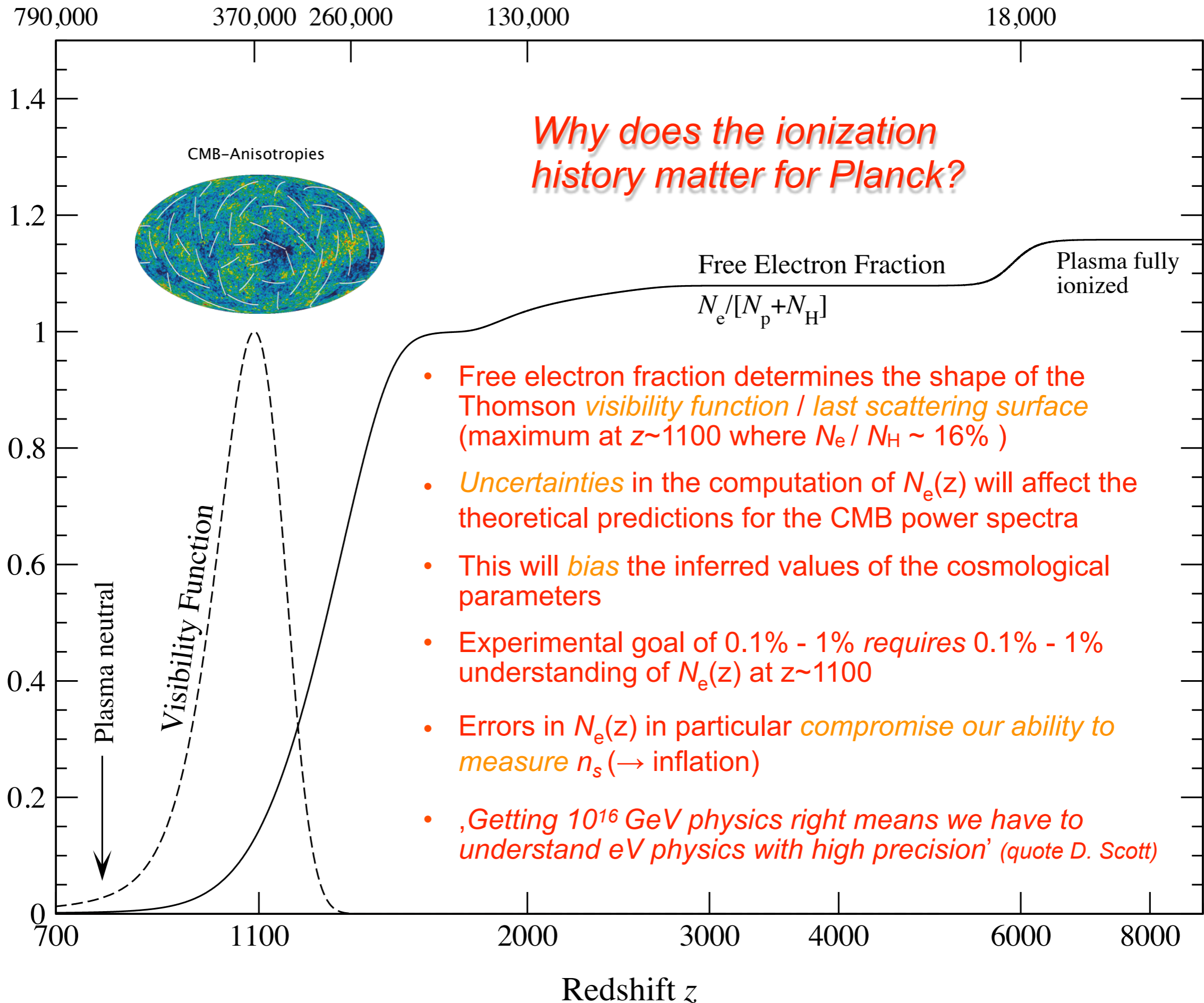


- Like in old days of CMB anisotropies!
- detailed forecasts and feasibility studies
- non-standard physics (variation of α , energy injection etc.)

CosmoSpec will be available here:

www.Chluba.de/CosmoSpec

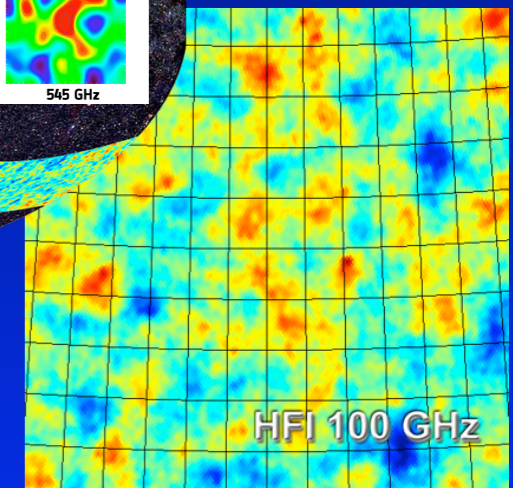
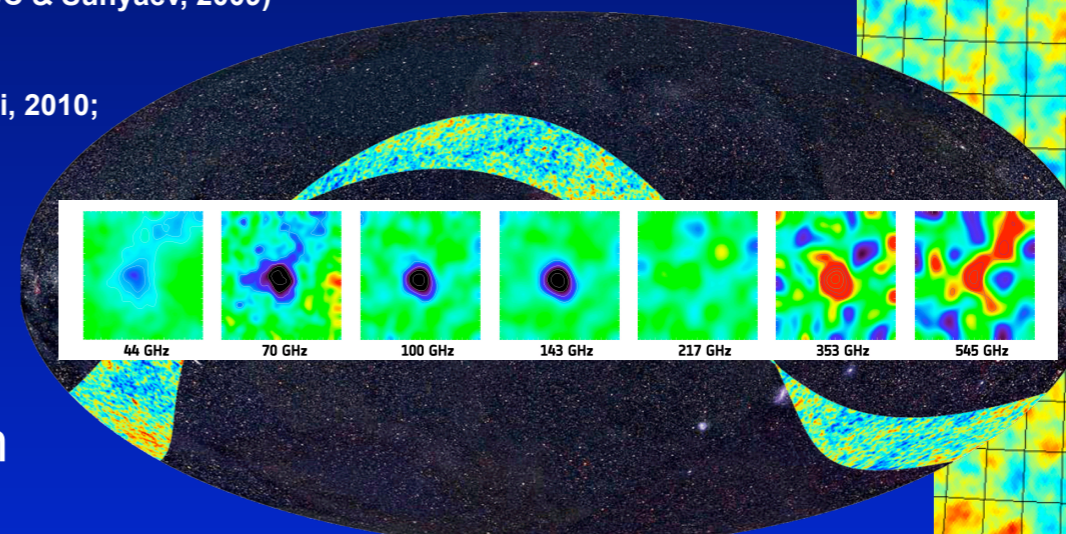
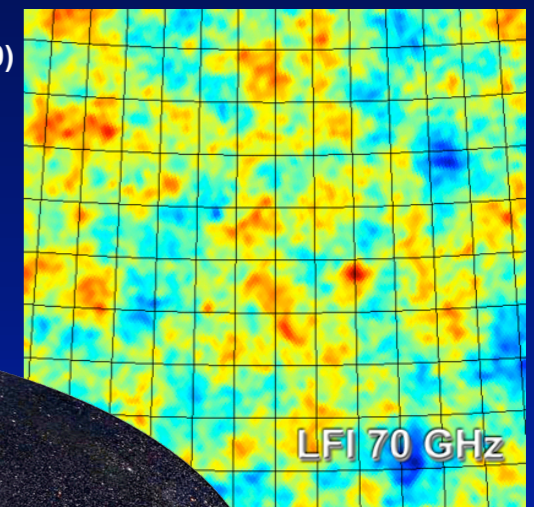

Cosmological Time in Years



Getting the job done for *Planck*

Hydrogen recombination

- Two-photon decays from higher levels
(Dubrovich & Grachev, 2005, *Astr. Lett.*, 31, 359; Wong & Scott, 2007; JC & Sunyaev, 2007; Hirata, 2008; JC & Sunyaev 2009)
- Induced 2s two-photon decay for hydrogen
(JC & Sunyaev, 2006, *A&A*, 446, 39; Hirata 2008)
- Feedback of the Lyman- α distortion on the 1s-2s two-photon absorption rate
(Kholupenko & Ivanchik, 2006, *Astr. Lett.*; Fendt et al. 2008; Hirata 2008)
- Non-equilibrium effects in the angular momentum sub-states
(Rubiño-Martín, JC & Sunyaev, 2006, *MNRAS*; JC, Rubiño-Martín & Sunyaev, 2007, *MNRAS*; Grin & Hirata, 2009; JC, Vasil & Dursi, 2010)
- Feedback of Lyman-series photons ($\text{Ly}[n] \rightarrow \text{Ly}[n-1]$)
(JC & Sunyaev, 2007, *A&A*; Kholupenko et al. 2010; Haimoud, Grin & Hirata, 2010)
- Lyman- α escape problem (*atomic recoil, time-dependence, partial redistribution*)
(Dubrovich & Grachev, 2008; JC & Sunyaev, 2008; Forbes & Hirata, 2009; JC & Sunyaev, 2009)
- Collisions and Quadrupole lines
(JC, Rubiño-Martín & Sunyaev, 2007; Grin & Hirata, 2009; JC, Vasil & Dursi, 2010; JC, Fung & Switzer, 2011)
- Raman scattering
(Hirata 2008; JC & Thomas, 2010; Haimoud & Hirata, 2010)



Helium recombination


- Similar list of processes as for hydrogen
(Switzer & Hirata, 2007a&b; Hirata & Switzer, 2007)
- Spin forbidden 2p-1s triplet-singlet transitions
(Dubrovich & Grachev, 2005, *Astr. Lett.*; Wong & Scott, 2007; Switzer & Hirata, 2007; Kholupenko, Ivanchik&Varshalovich, 2007)
- Hydrogen continuum opacity during He I recombination
(Switzer & Hirata, 2007; Kholupenko, Ivanchik & Varshalovich, 2007; Rubiño-Martín, JC & Sunyaev, 2007; JC, Fung & Switzer, 2011)
- Detailed feedback of helium photons
(Switzer & Hirata, 2007a; JC & Sunyaev, 2009, *MNRAS*; JC, Fung & Switzer, 2011)

$$\Delta N_e / N_e \sim 0.1 \%$$

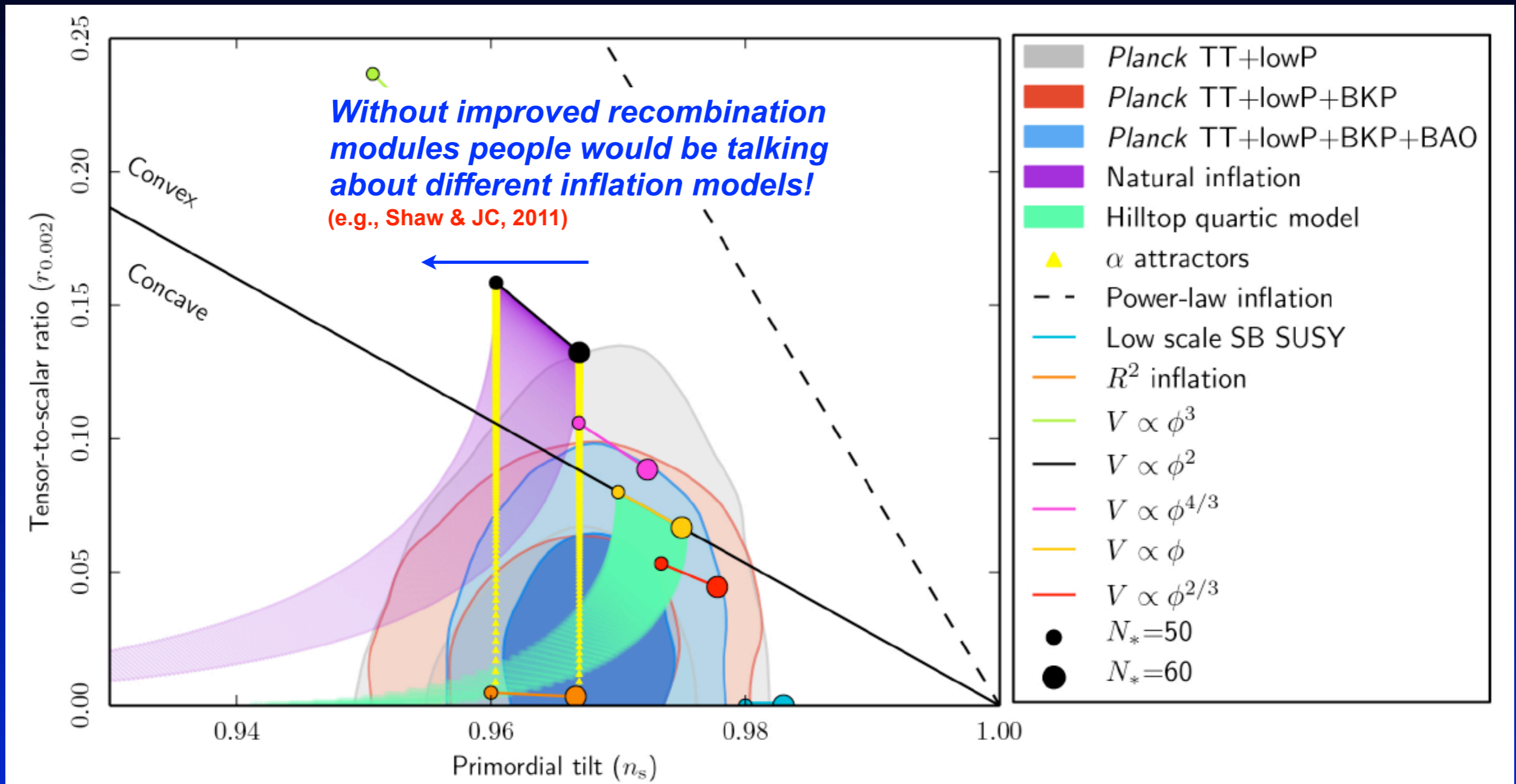
Solving the problem for the *Planck* Collaboration was a common effort!

Recombination Physics Meeting in Orsay 2008

see: <http://www.b-pol.org/RecombinationConference/>



Importance of recombination for inflation constraints



Planck Collaboration, 2015, paper XX

- Analysis uses refined recombination model (CosmoRec/HyRec)

Biases as they *would* have been for *Planck*

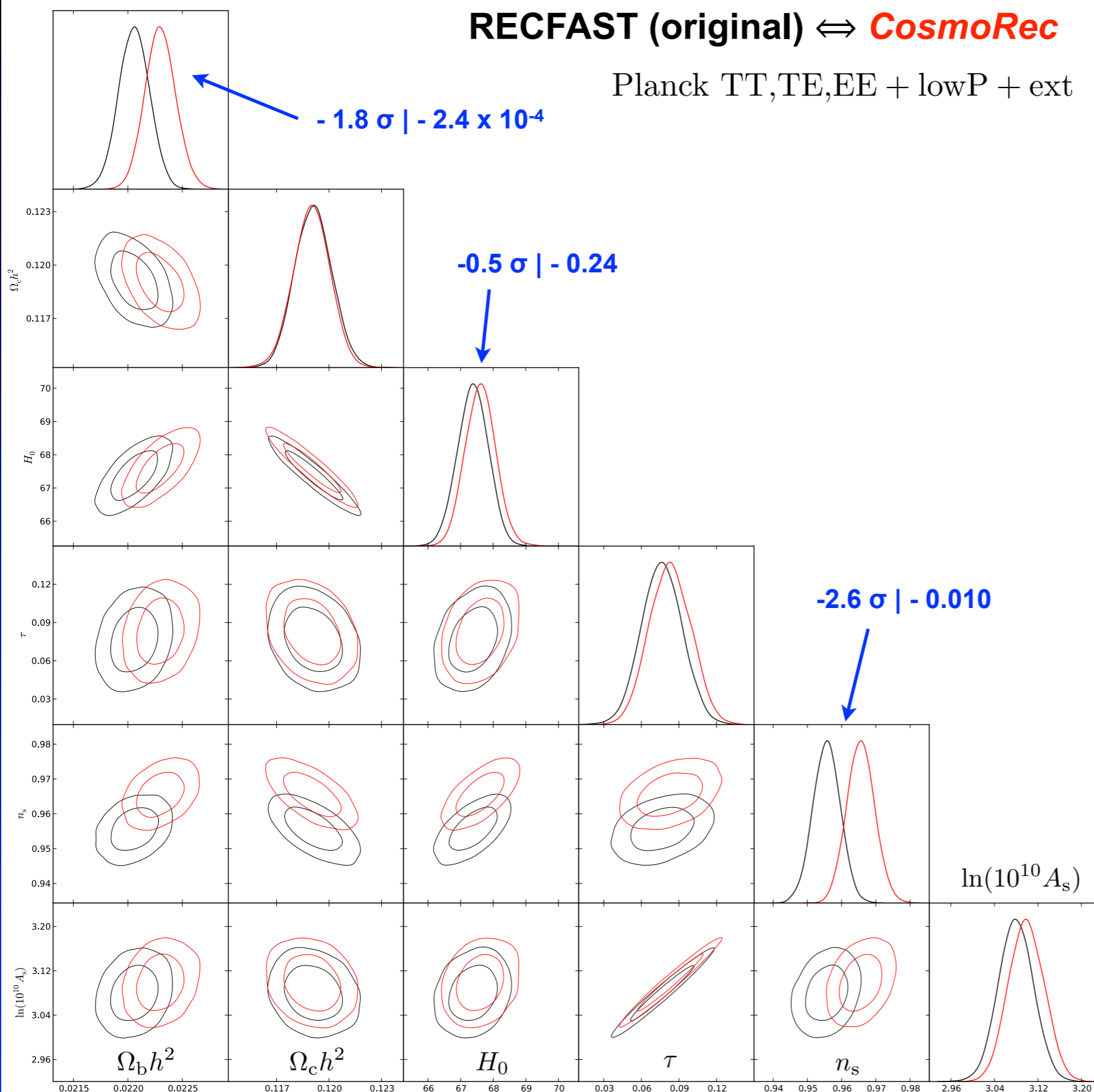
RECFAST (original) \Leftrightarrow **CosmoRec**

Planck TT,TE,EE + lowP + ext

$-1.8 \sigma \mid -2.4 \times 10^{-4}$

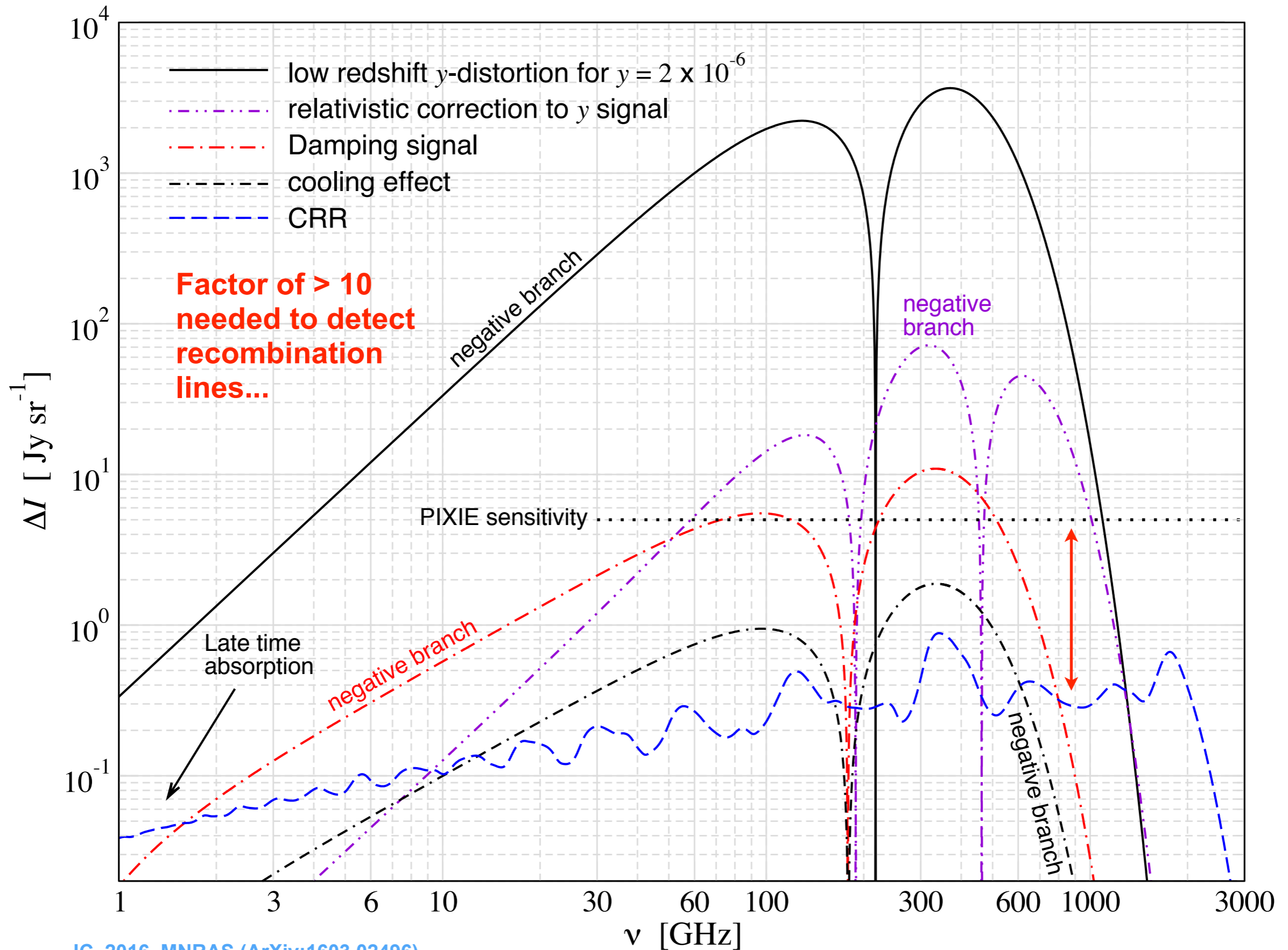
$-0.5 \sigma \mid -0.24$

$-2.6 \sigma \mid -0.010$

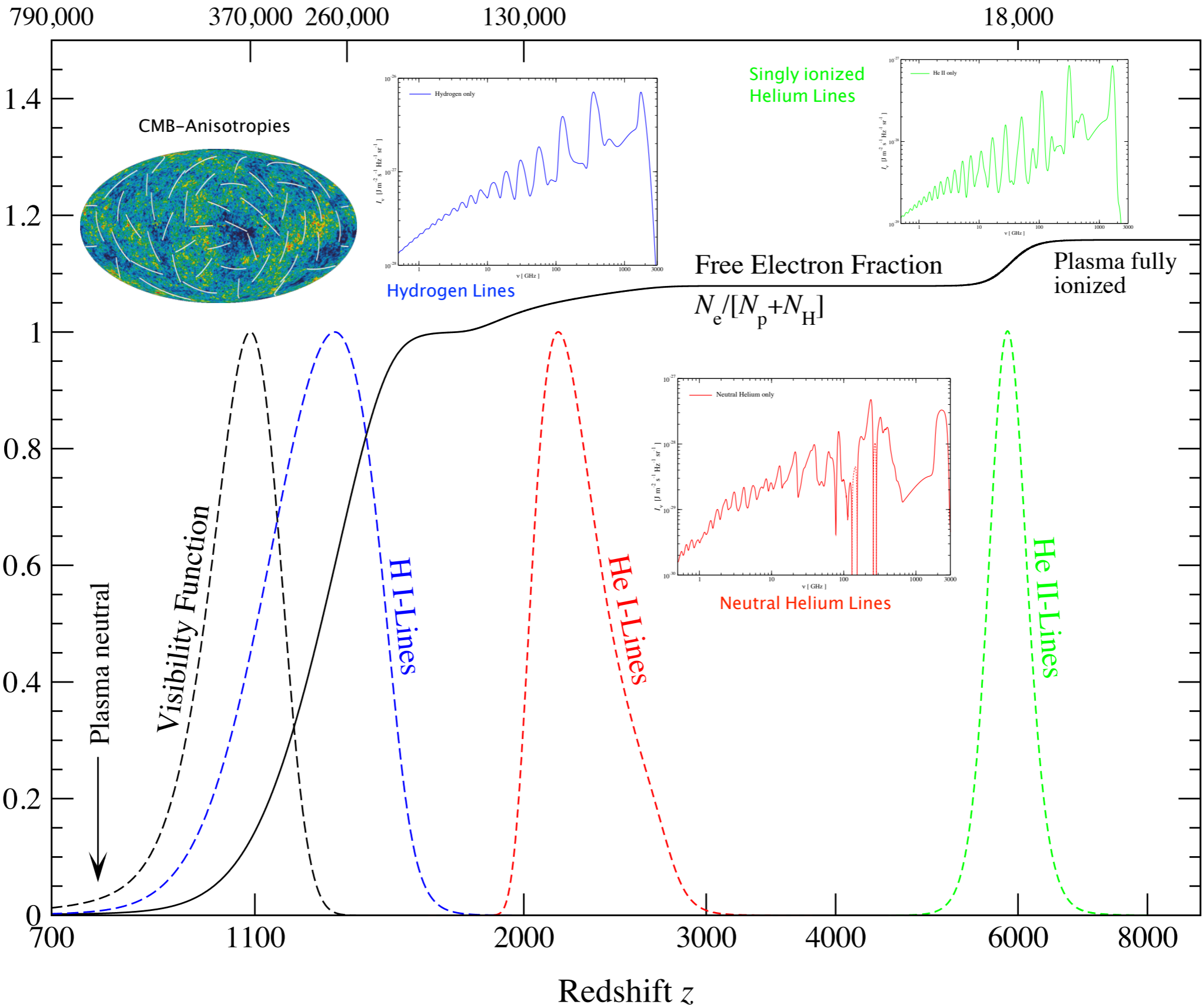


- Biases a little less significant with real *Planck* data
- absolute biases very similar
- In particular n_s would be biased significantly

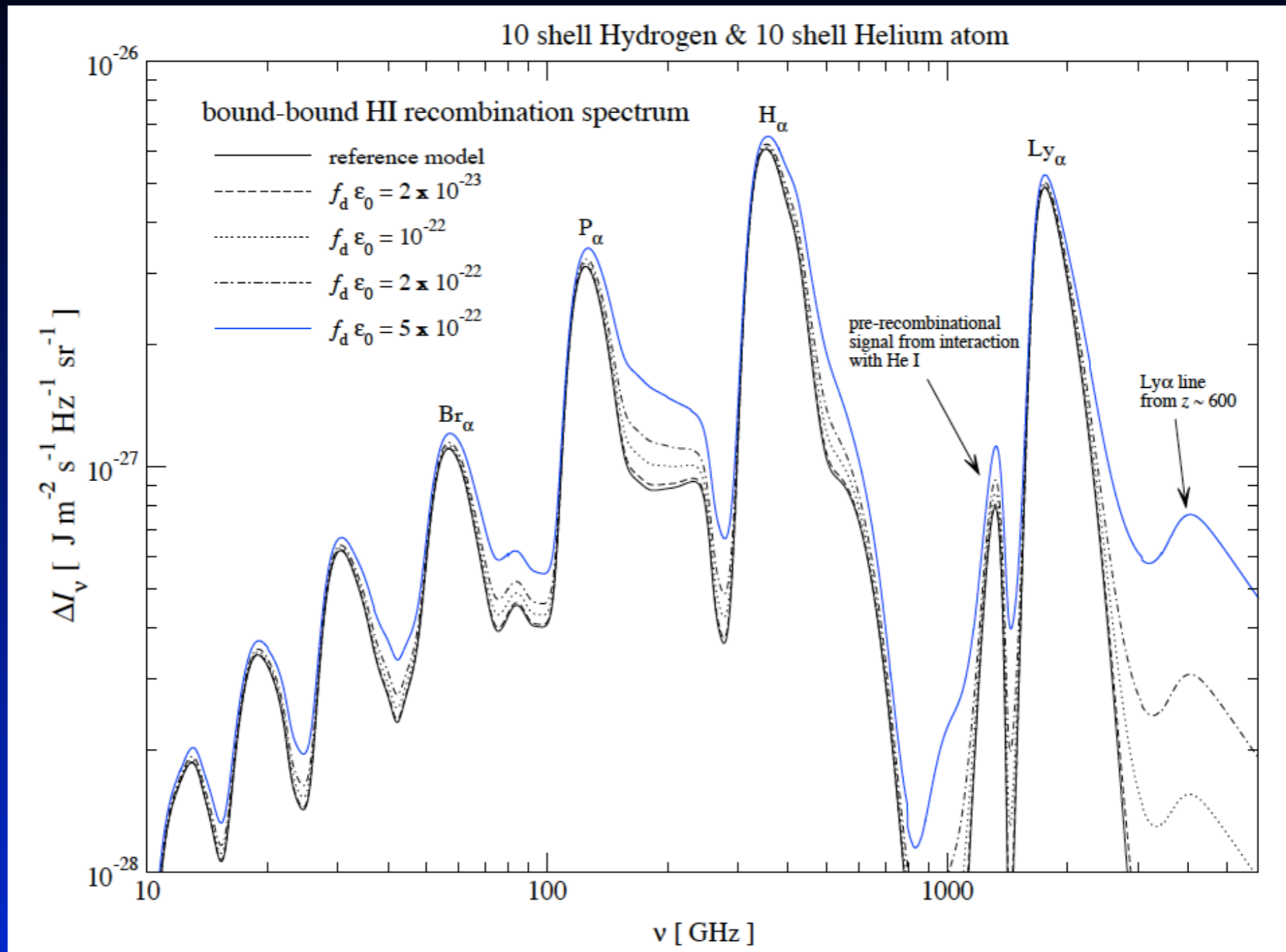
Average CMB spectral distortions



Cosmological Time in Years



Dark matter annihilations / decays



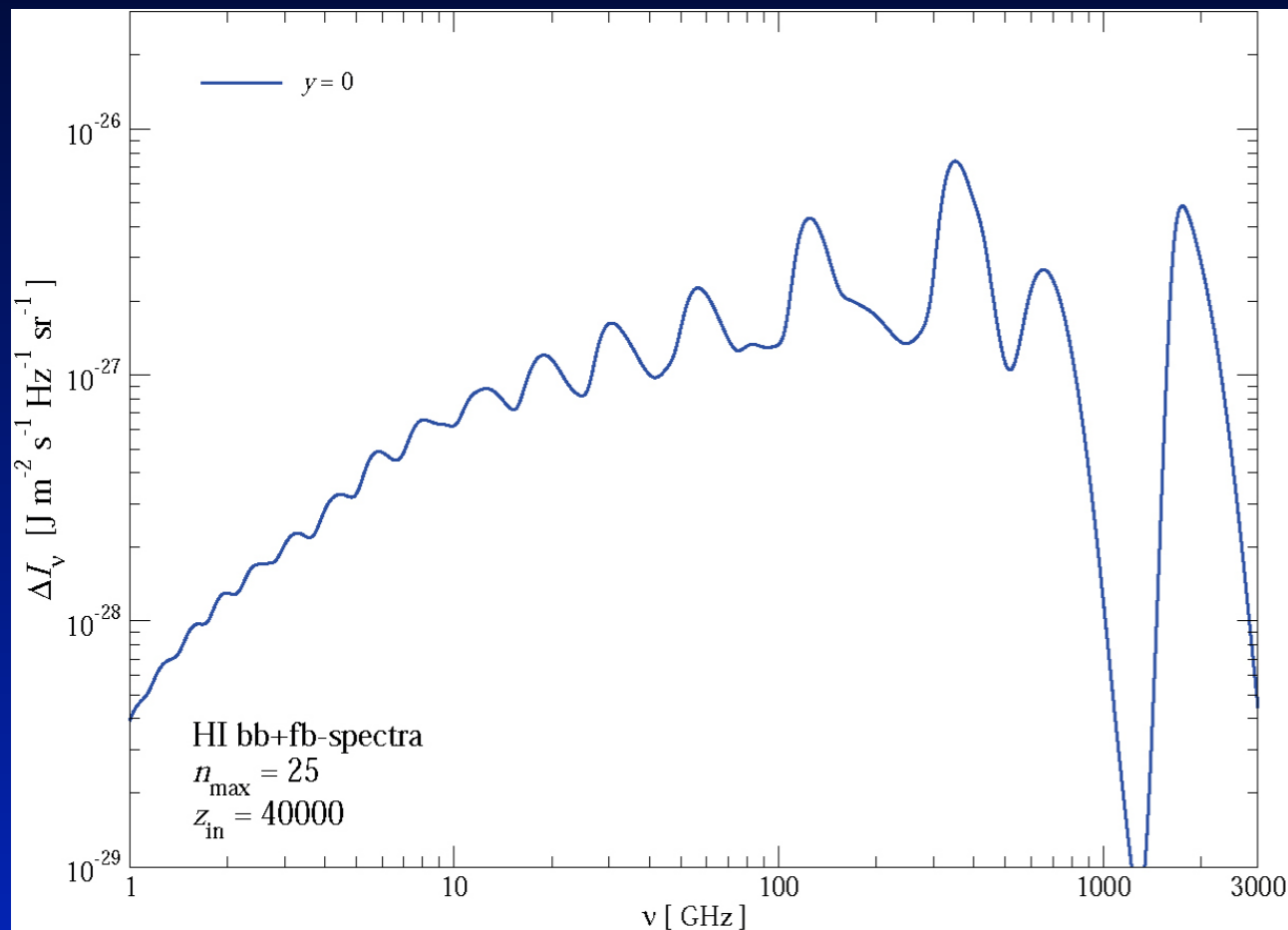
JC, 2009, arXiv:0910.3663

- Additional photons at all frequencies
- Broadening of spectral features
- Shifts in the positions

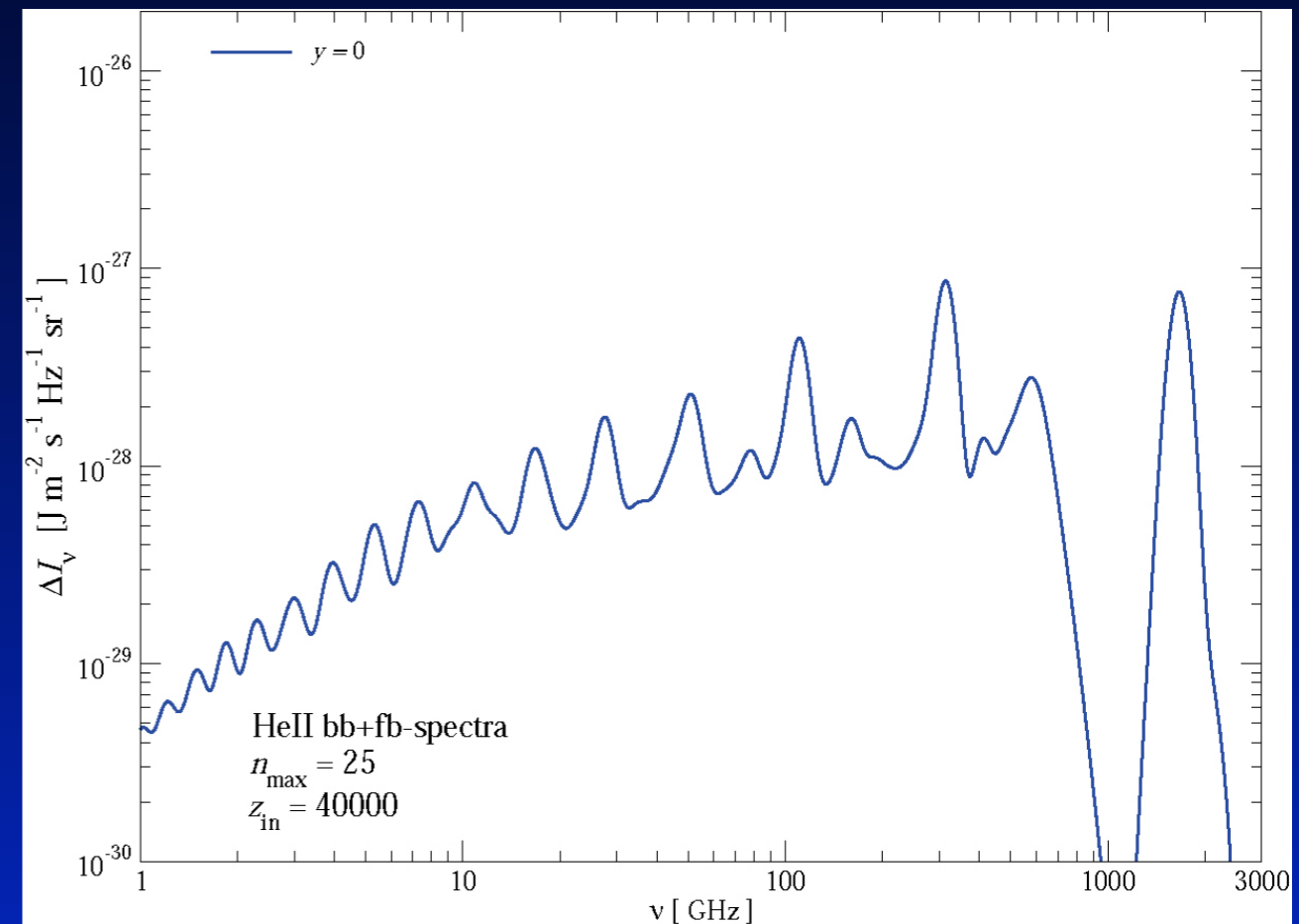
CMB spectral distortions after single energy release

25 shell HI and HeII bb&fb spectra: *dependence on y*

Hydrogen



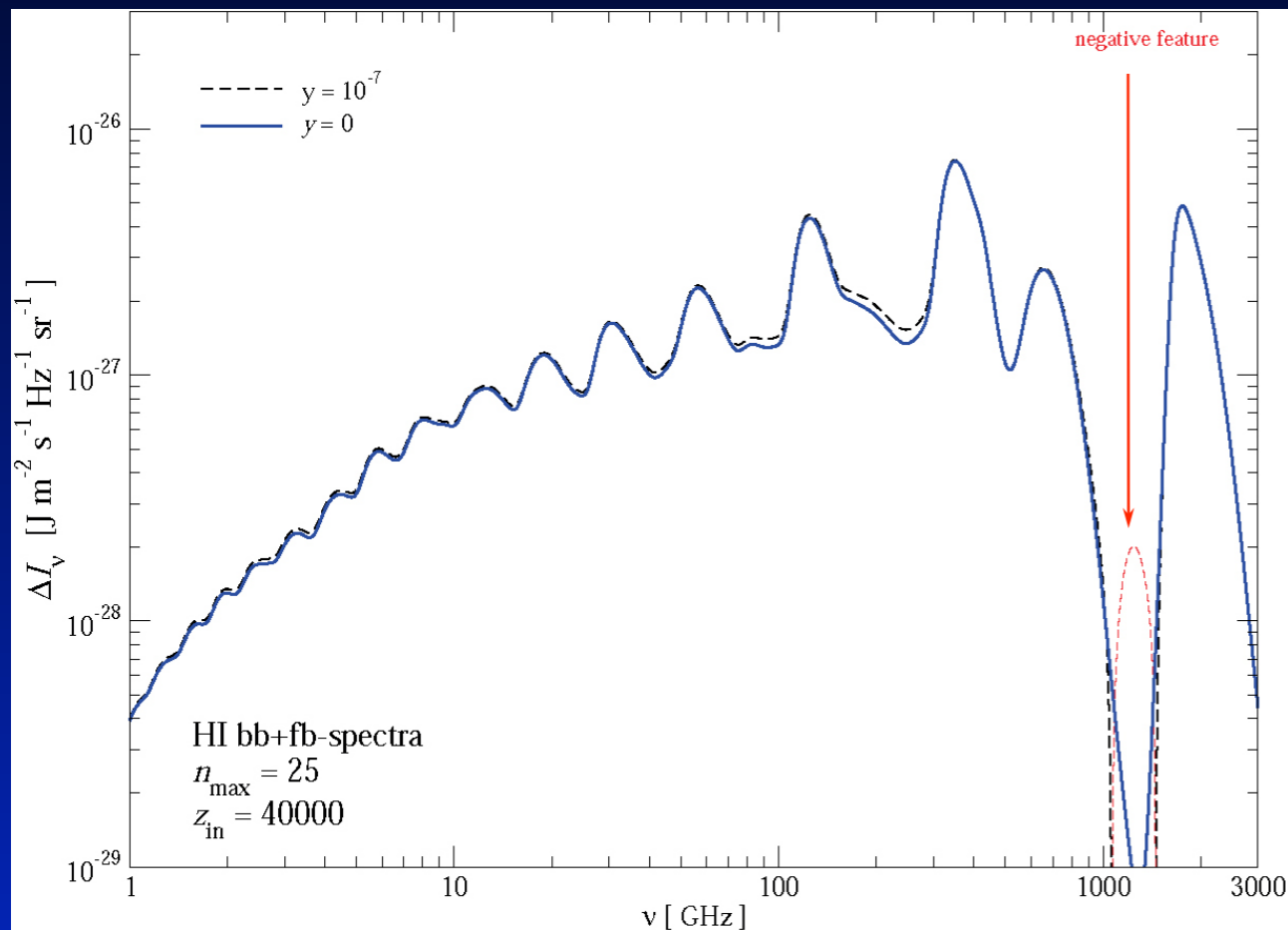
Helium +



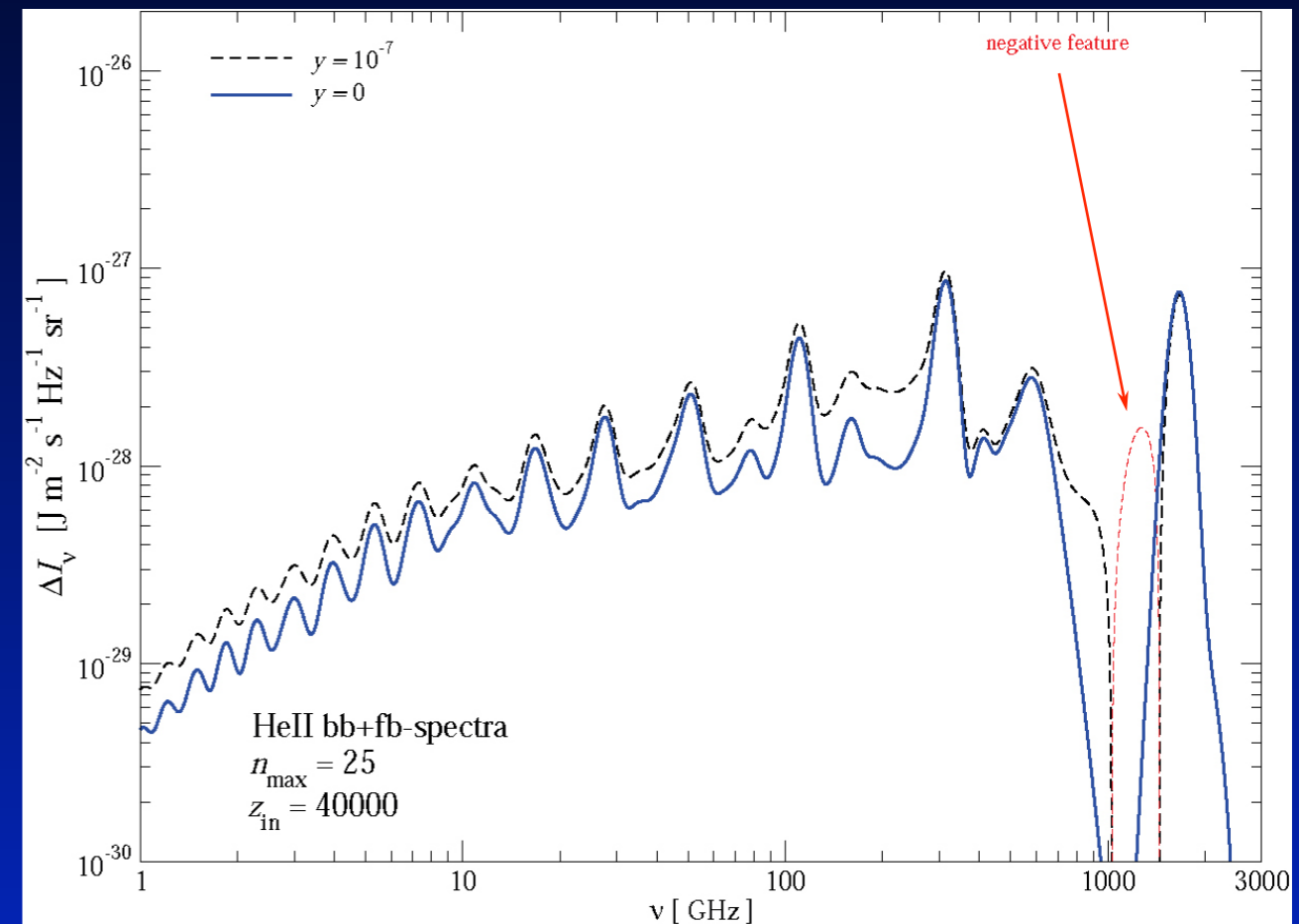
CMB spectral distortions after single energy release

25 shell HI and HeII bb&fb spectra: *dependence on y*

Hydrogen



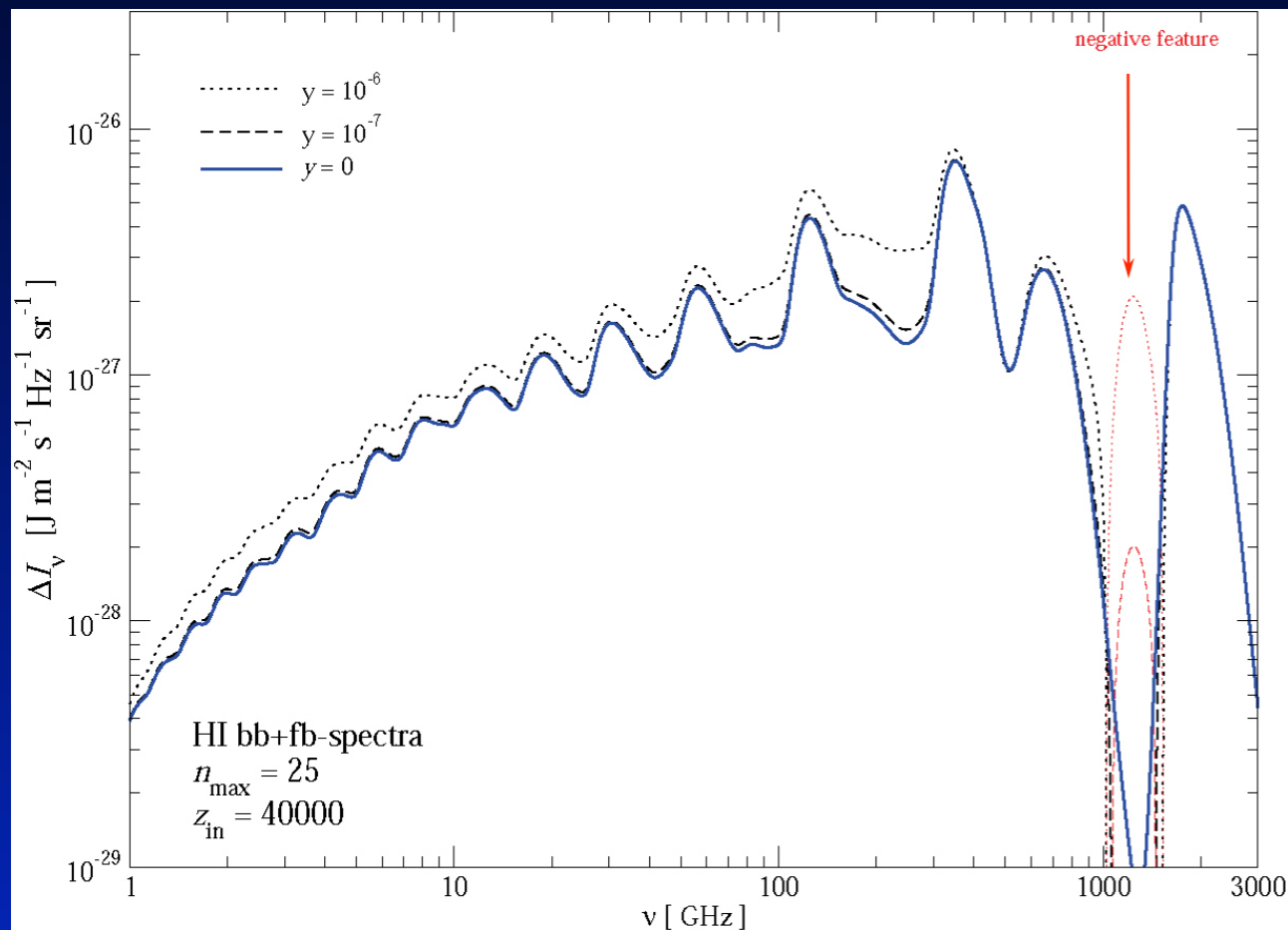
Helium +



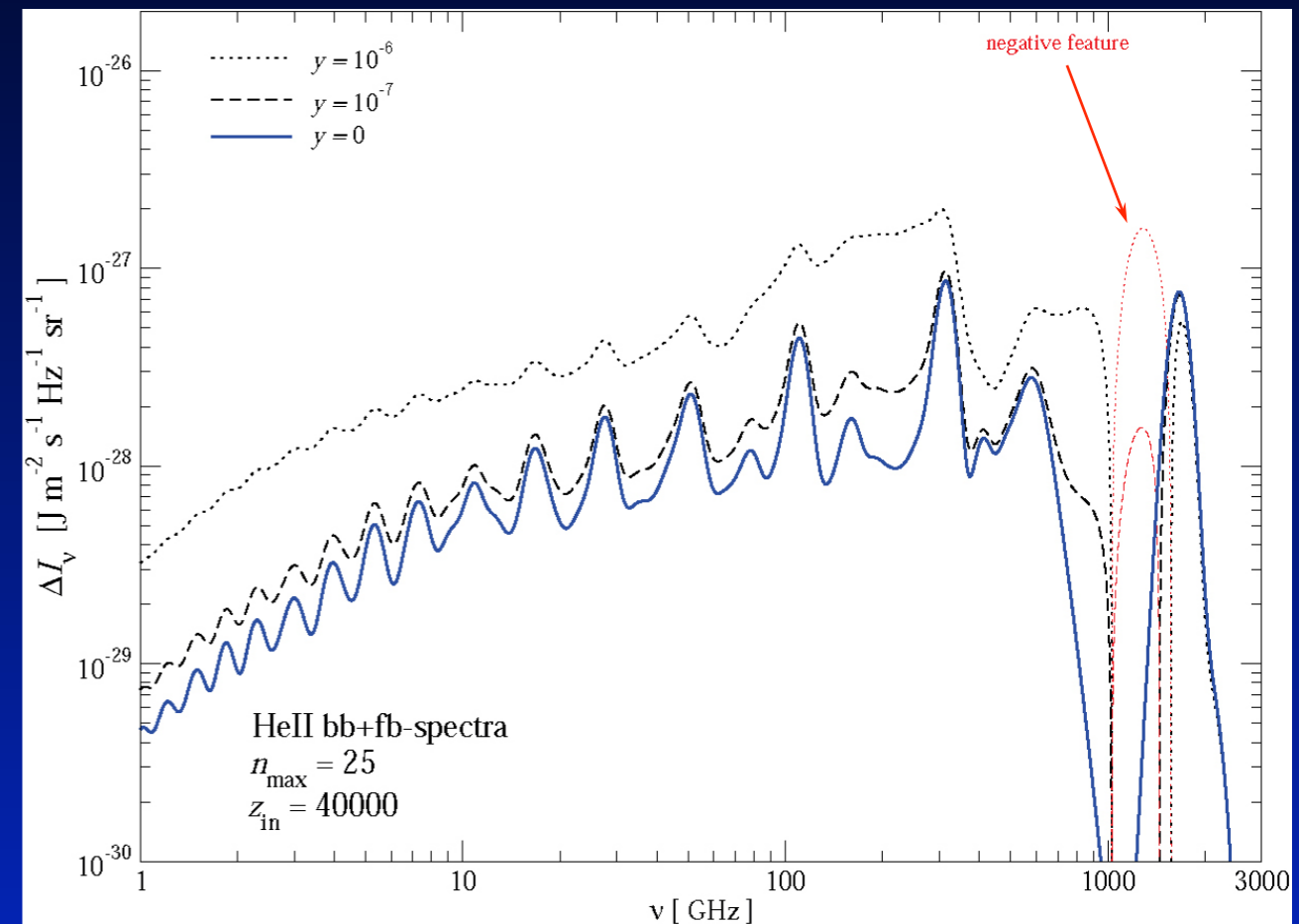
CMB spectral distortions after single energy release

25 shell HI and HeII bb&fb spectra: *dependence on y*

Hydrogen



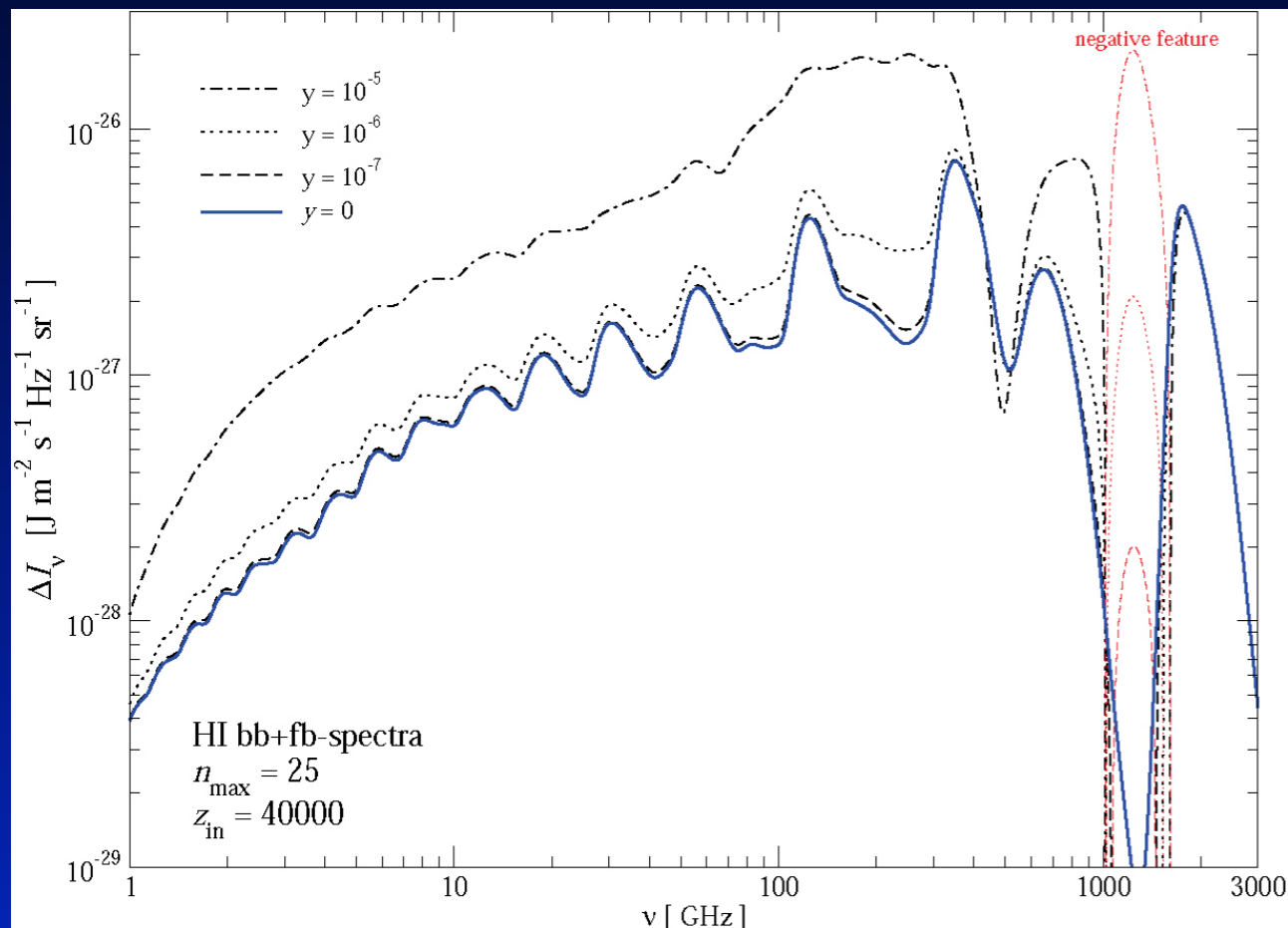
Helium +



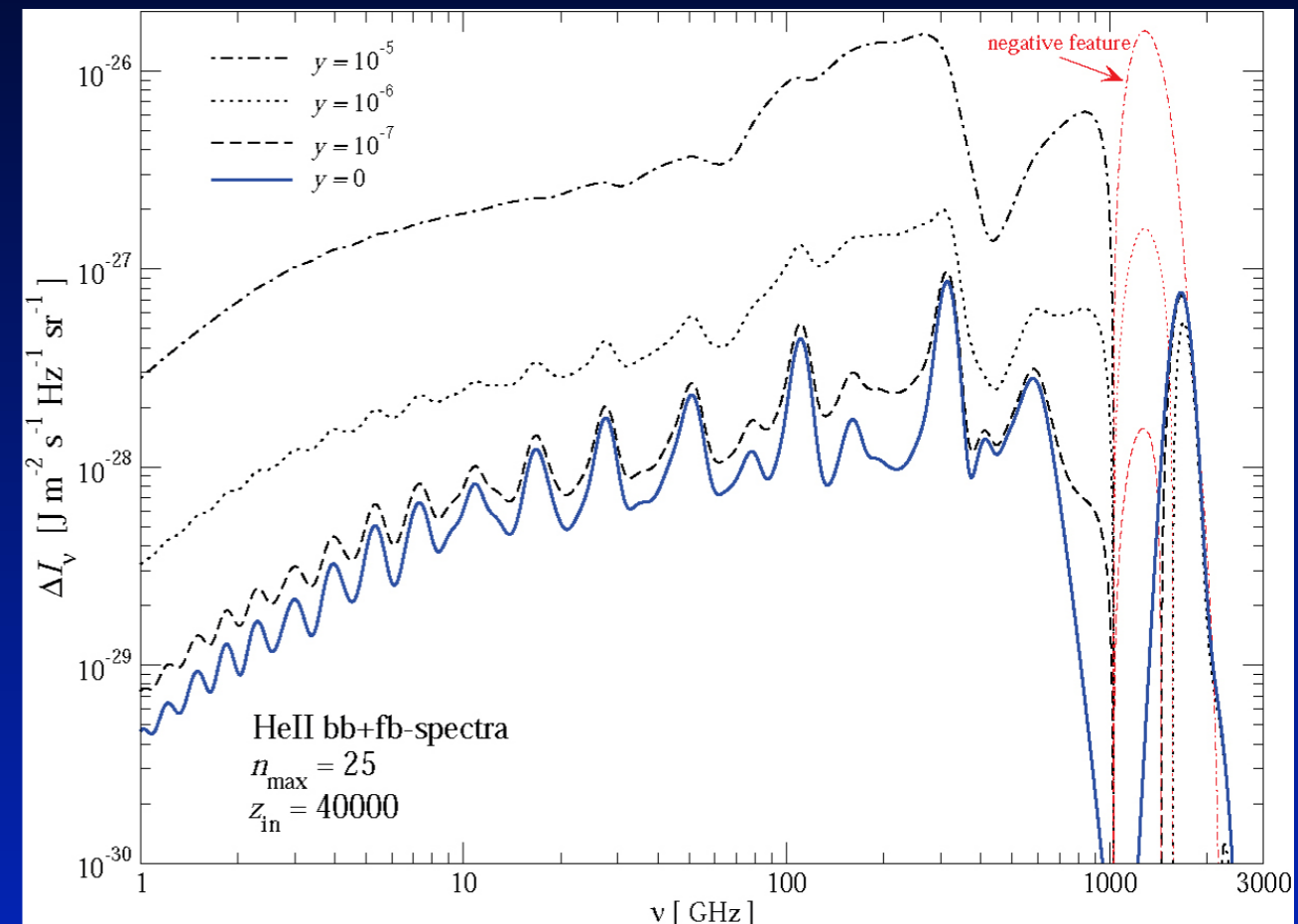
CMB spectral distortions after single energy release

25 shell HI and HeII bb&fb spectra: *dependence on y*

Hydrogen



Helium +



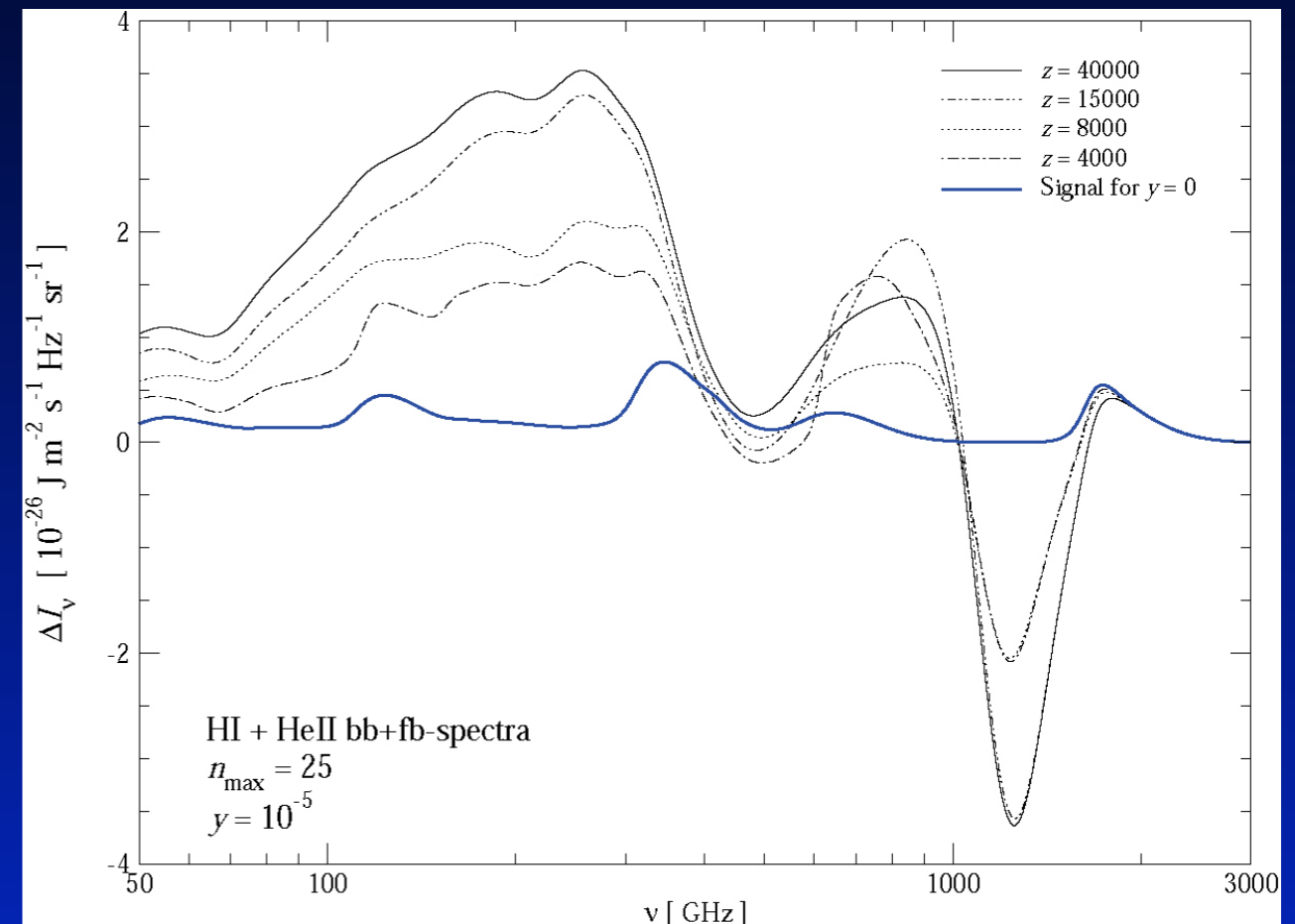
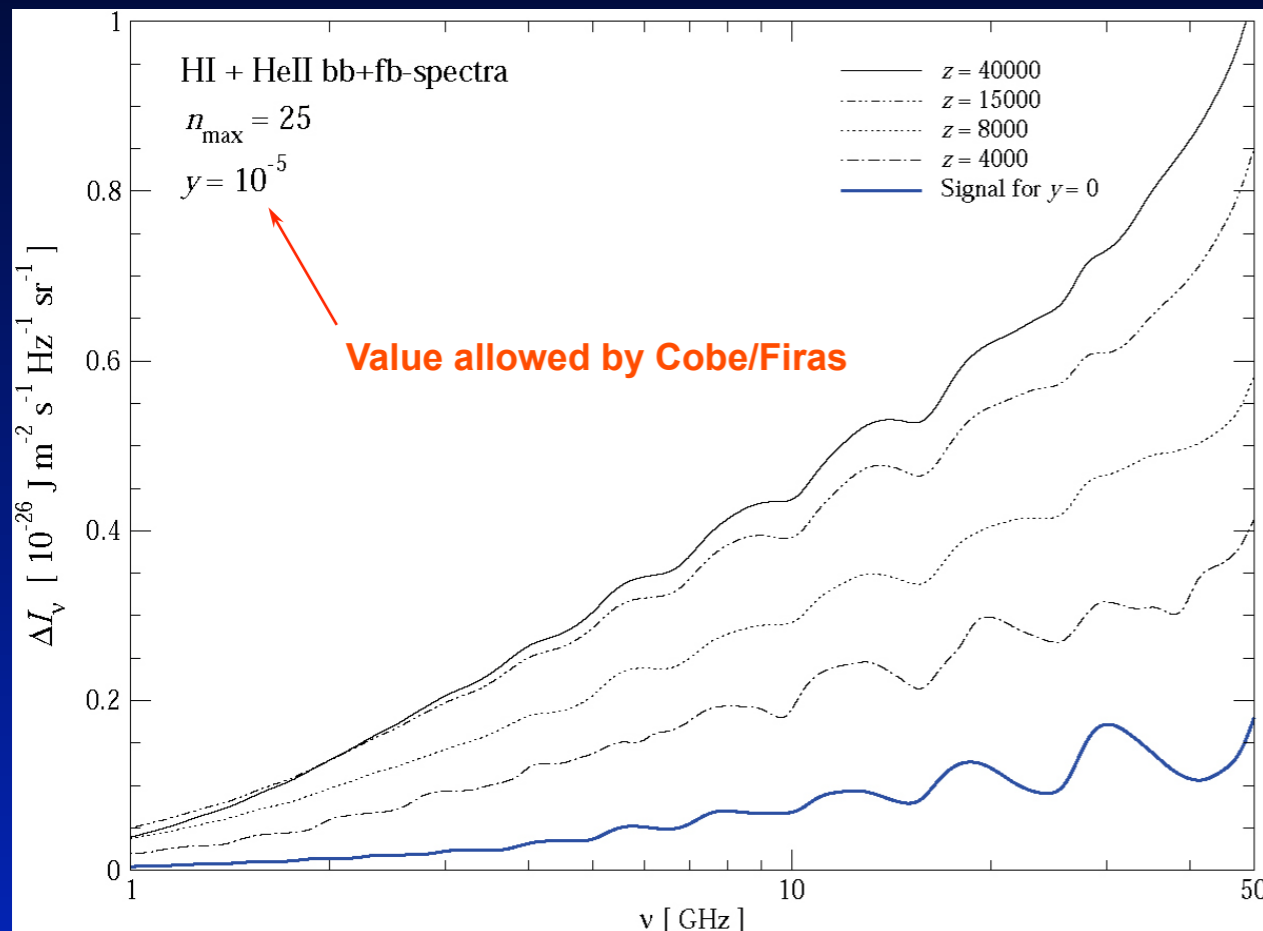
JC & Sunyaev, 2008, astro-ph/0803.3584

- ◆ Large increase in the total amplitude of the distortions with value of y !
- ◆ Strong emission-absorption feature in the Wien-part of CMB (absent for $y=0$!!!)
- ◆ HeII contribution to the pre-recombinational emission as strong as the one from Hydrogen alone !

CMB spectral distortions after single energy release

25 shell HI and HeII bb&fb spectra: *dependence on z*

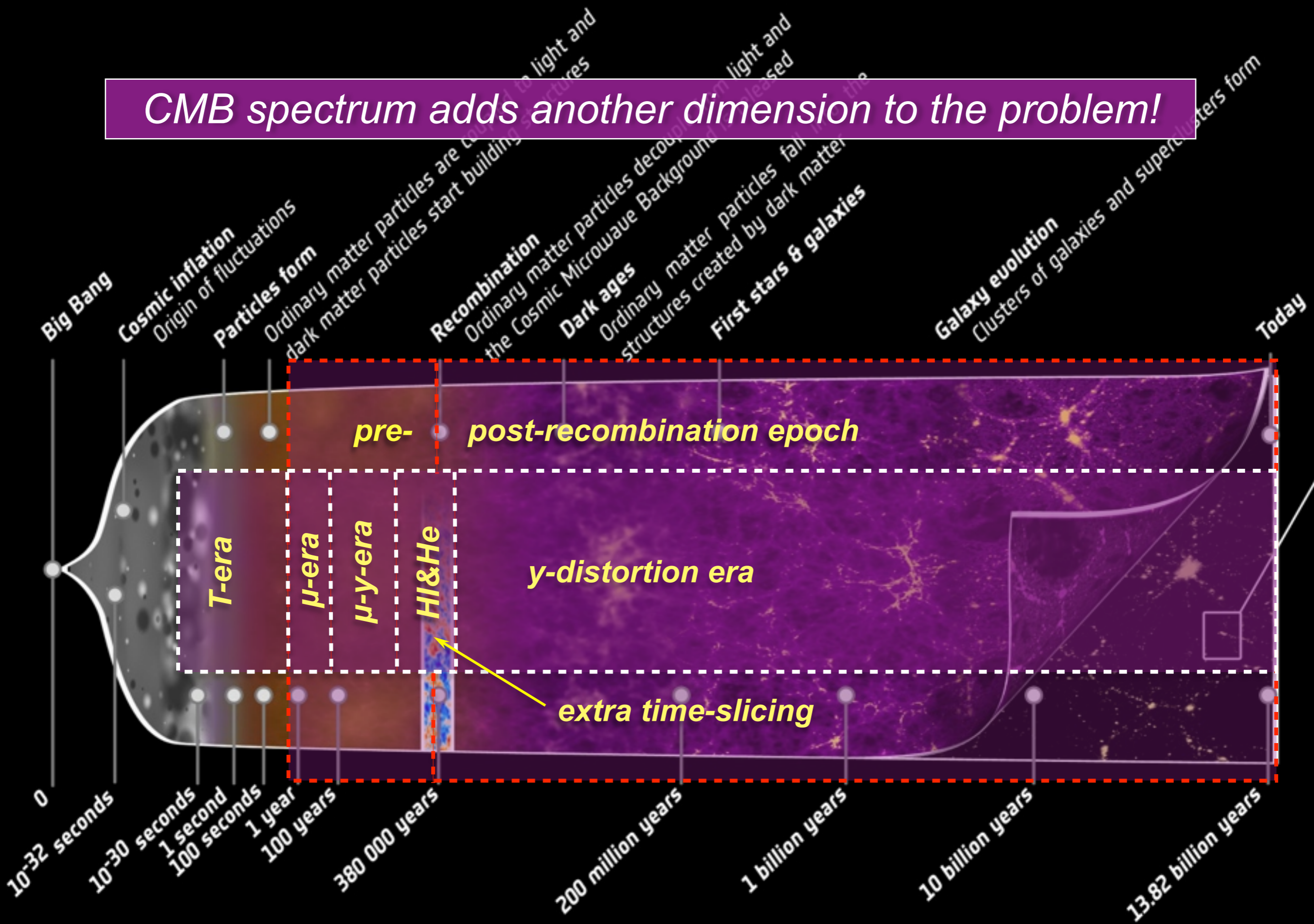
Hydrogen and Helium +



JC & Sunyaev, 2008, astro-ph/0803.3584

- ◆ Large increase in the total amplitude of the distortions with injection redshift!
- ◆ Number of spectral features depends on injection redshift!
- ◆ Emission-Absorption feature increases ~ 2 for energy injection $z \Rightarrow 11000$

CMB spectrum adds another dimension to the problem!



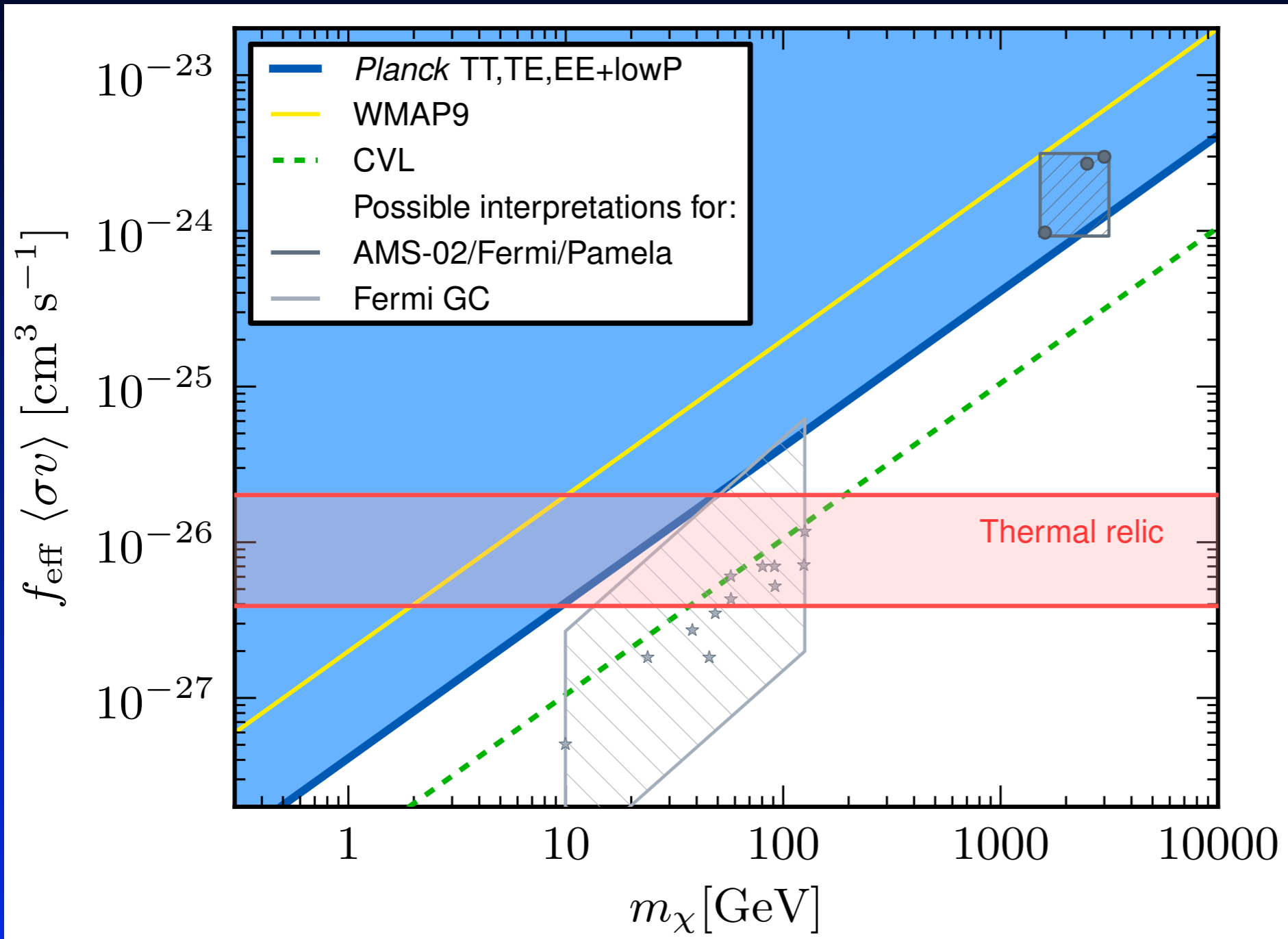
Annihilating/decaying (dark matter) particles

Why is this interesting?

- A priori no specific particle in mind
- *But:* we do not know what dark matter is and where it really came from!
- Was dark matter thermally produced or as a decay product of some heavy particle?
- is dark matter structureless or does it have internal (excited) states?
- sterile neutrinos? moduli? Some other relic particle?
- From the theoretical point of view really no shortage of particles to play with...

CMB spectral distortions offer a new independent way to constrain these kind of models

Latest Planck limits on annihilation cross section

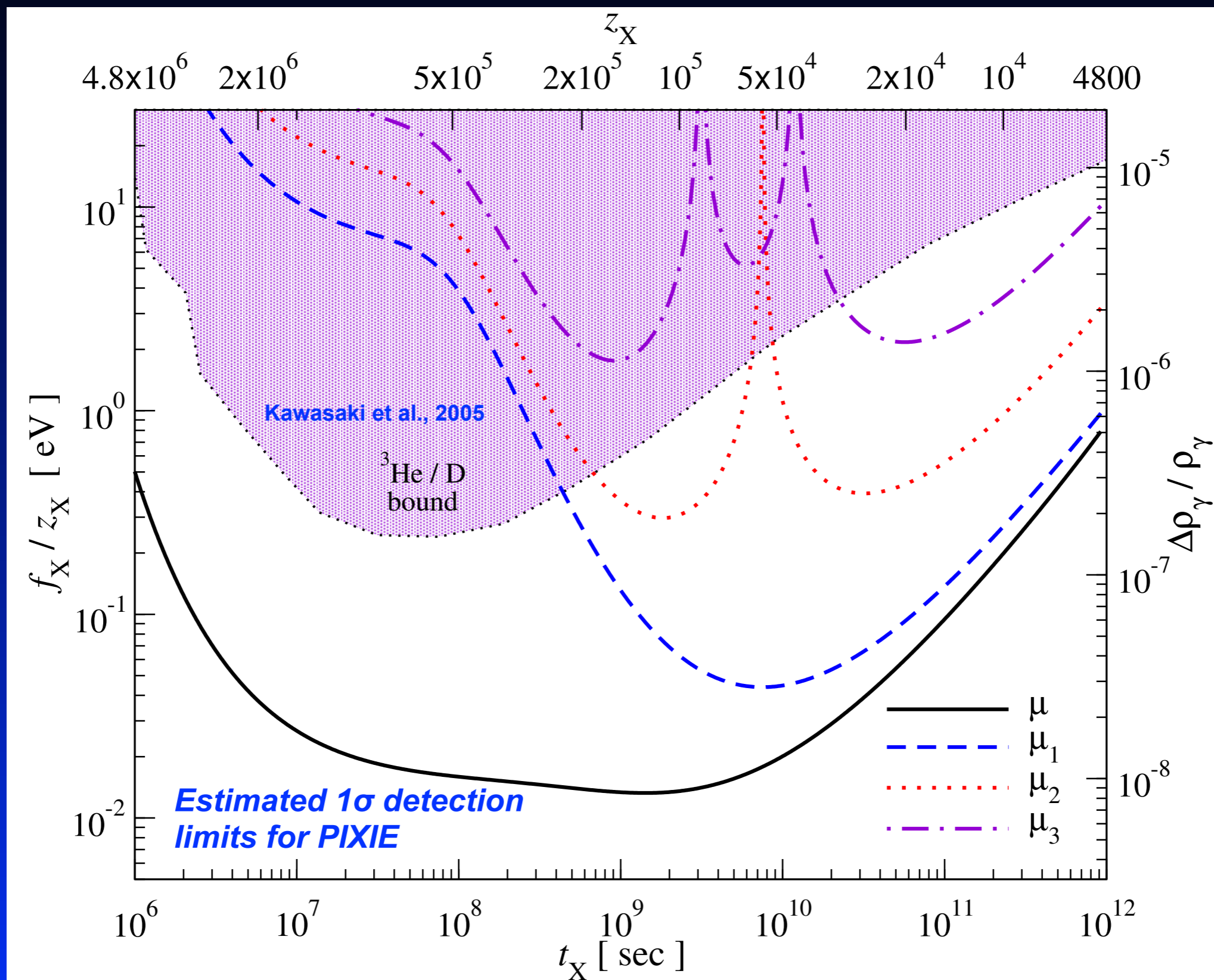


- AMS/Pamela models in tension
- but interpretation model-dependent
- Sommerfeld enhancement?
- clumping factors?
- annihilation channels?

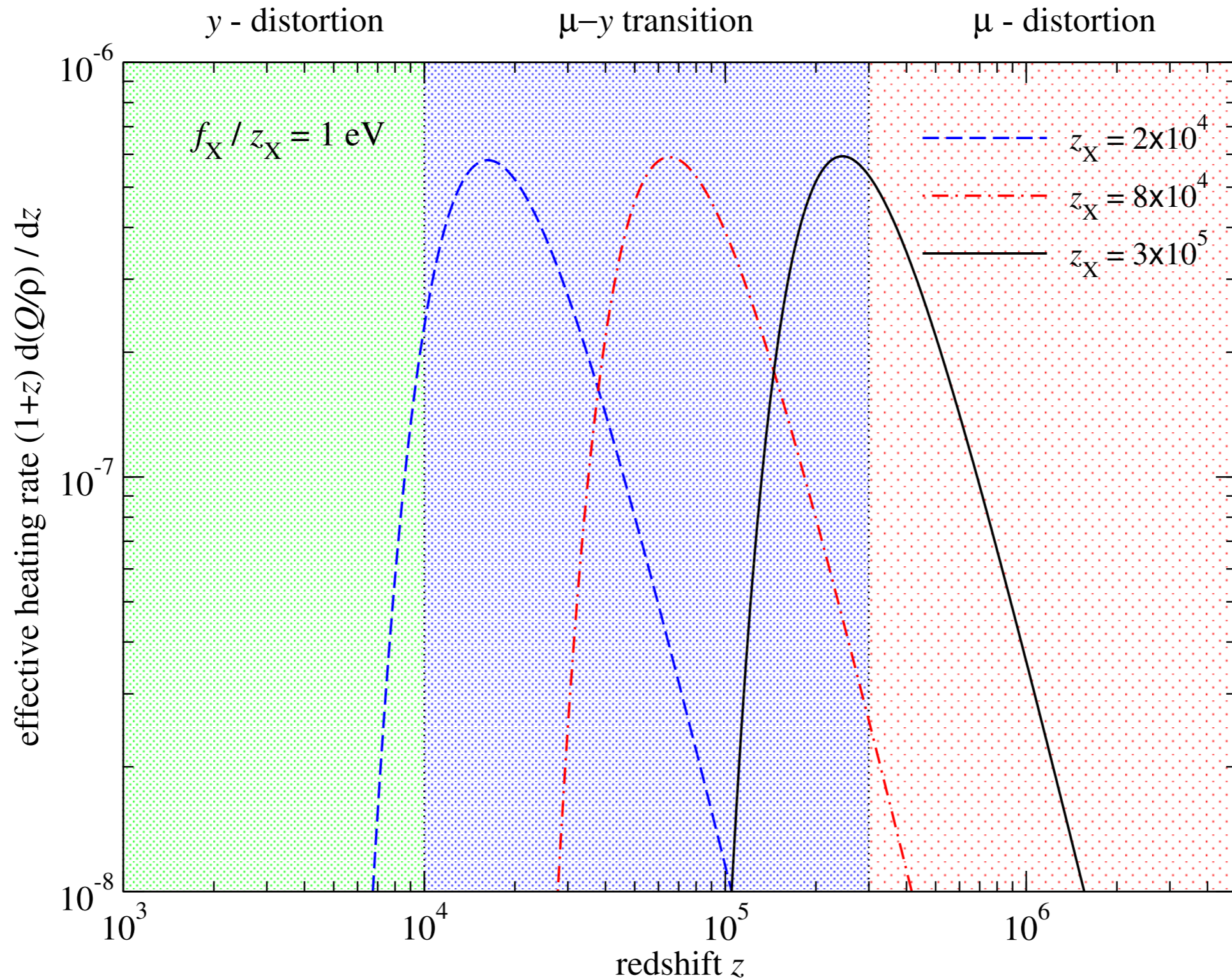
Planck Collaboration, paper XIII, 2015

For current constraint only (weak) upper limits from distortion...

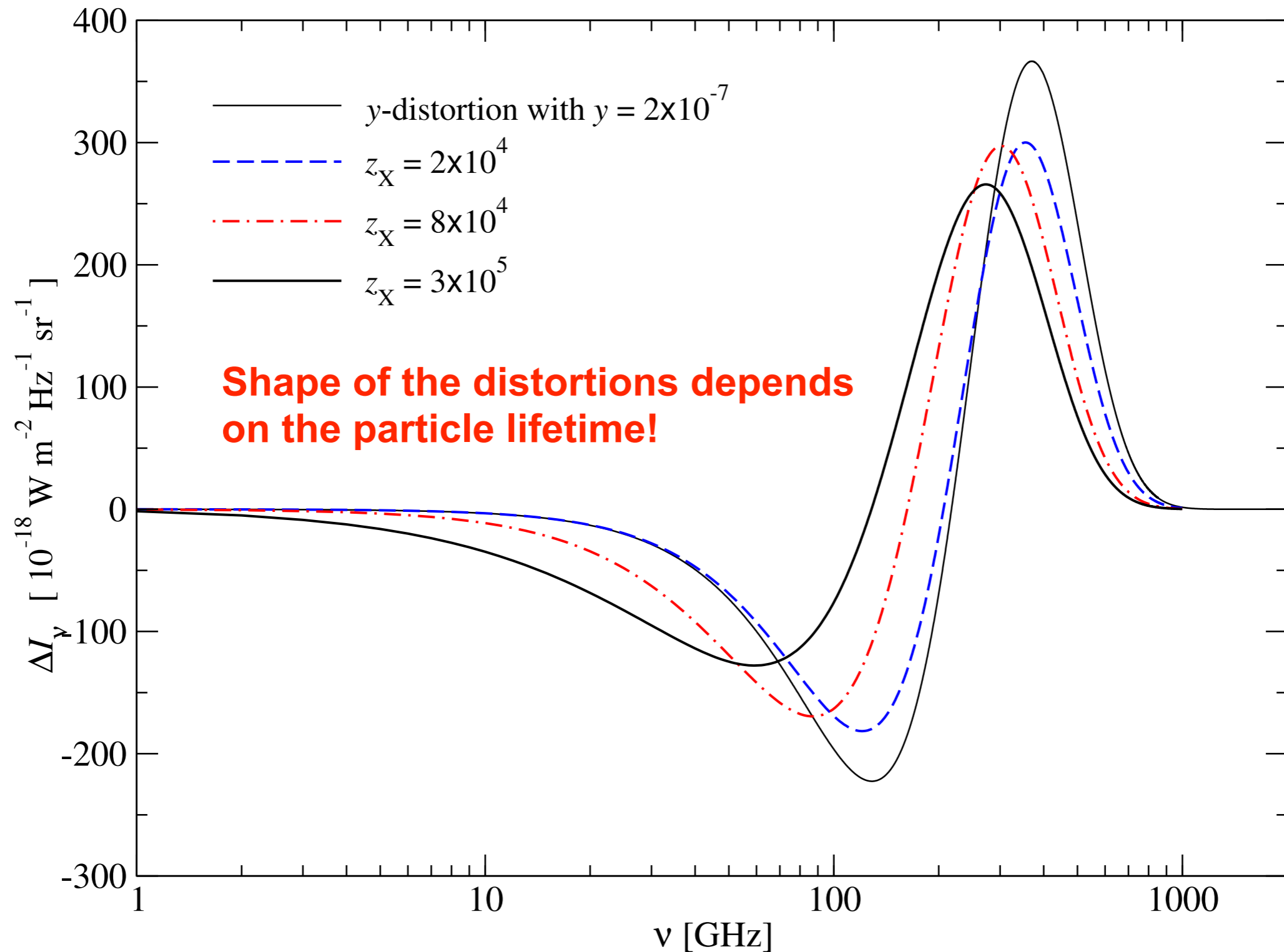
Distortions could shed light on decaying (DM) particles!



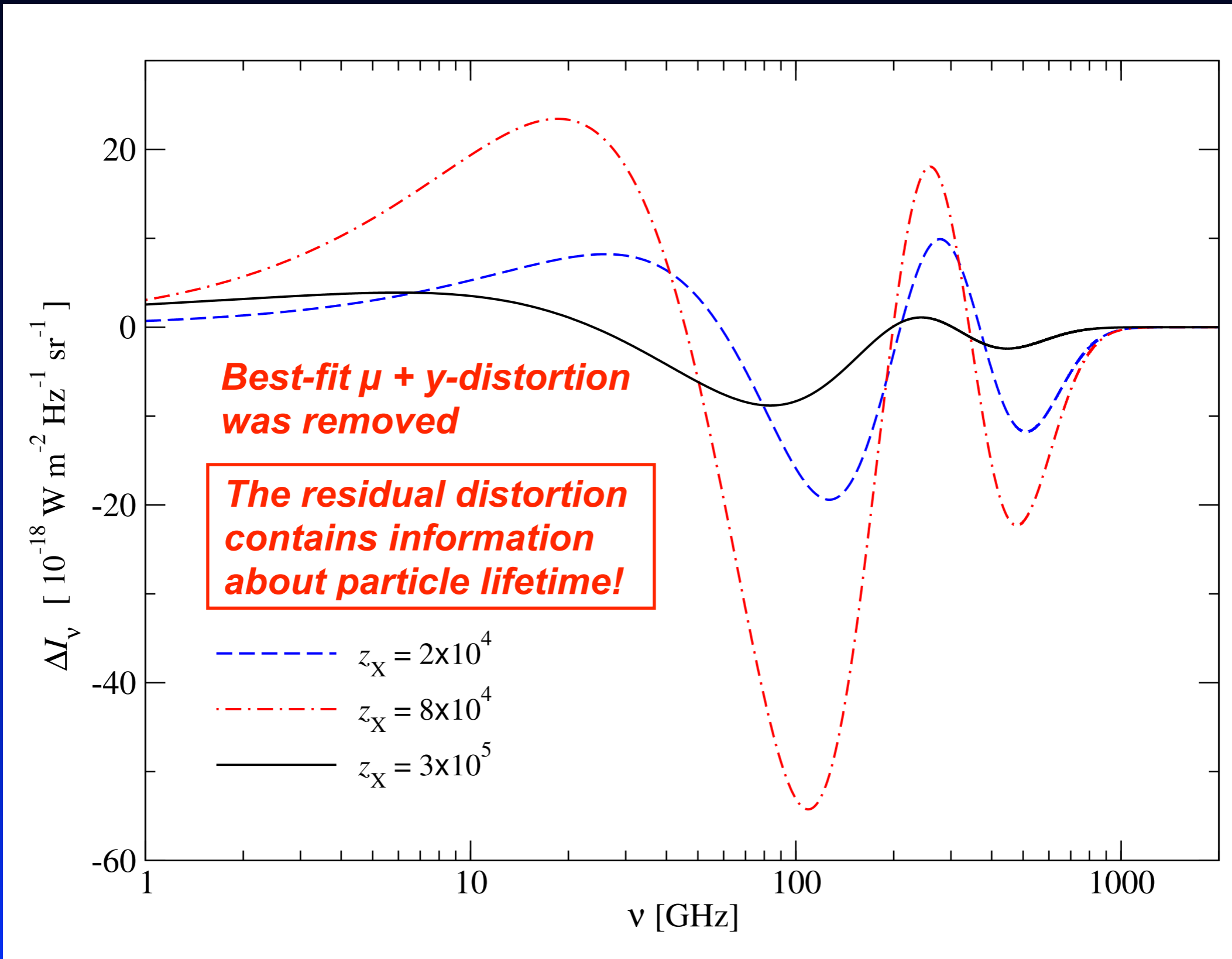
Decaying particle scenarios



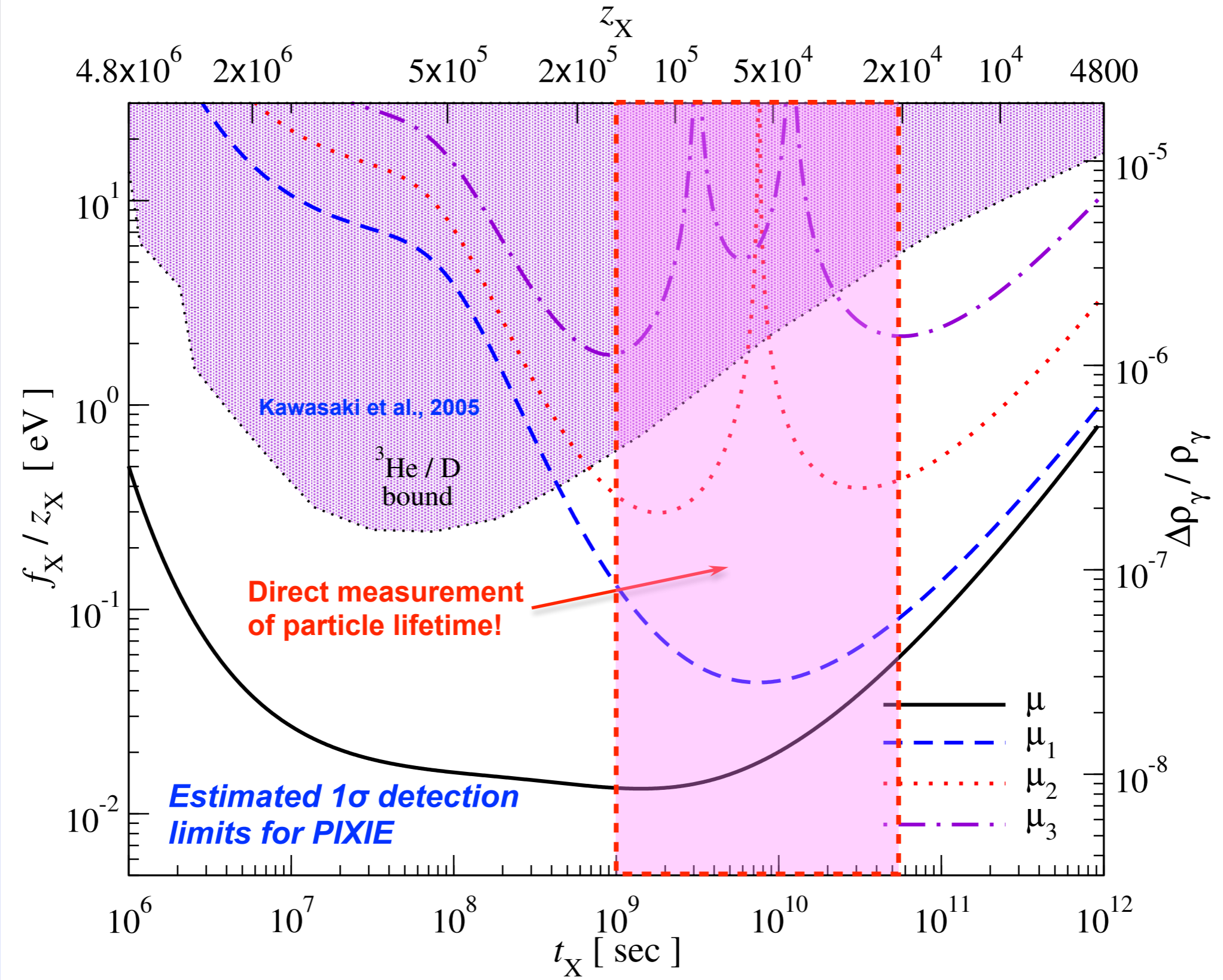
Decaying particle scenarios



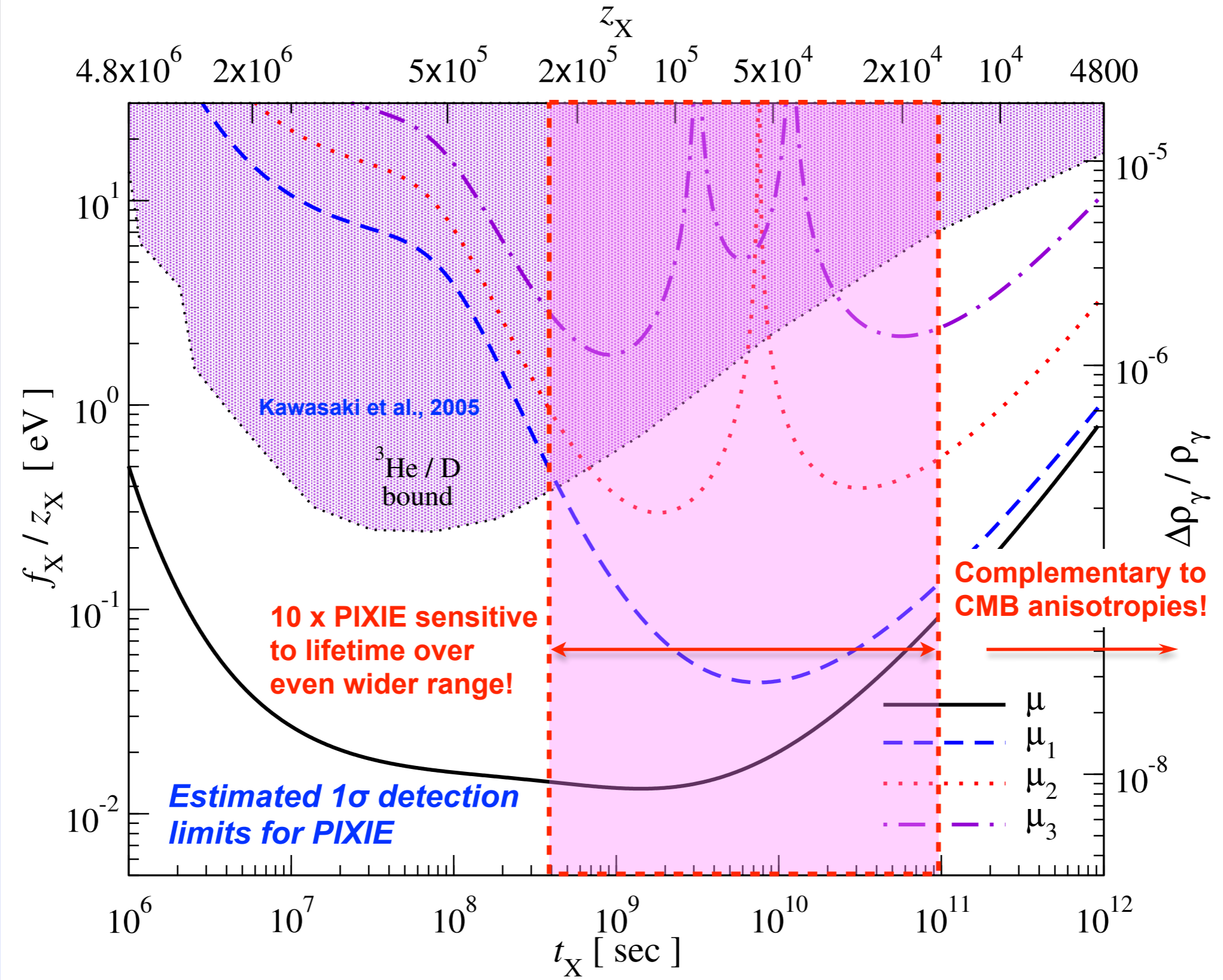
Decaying particle scenarios (information in residual)



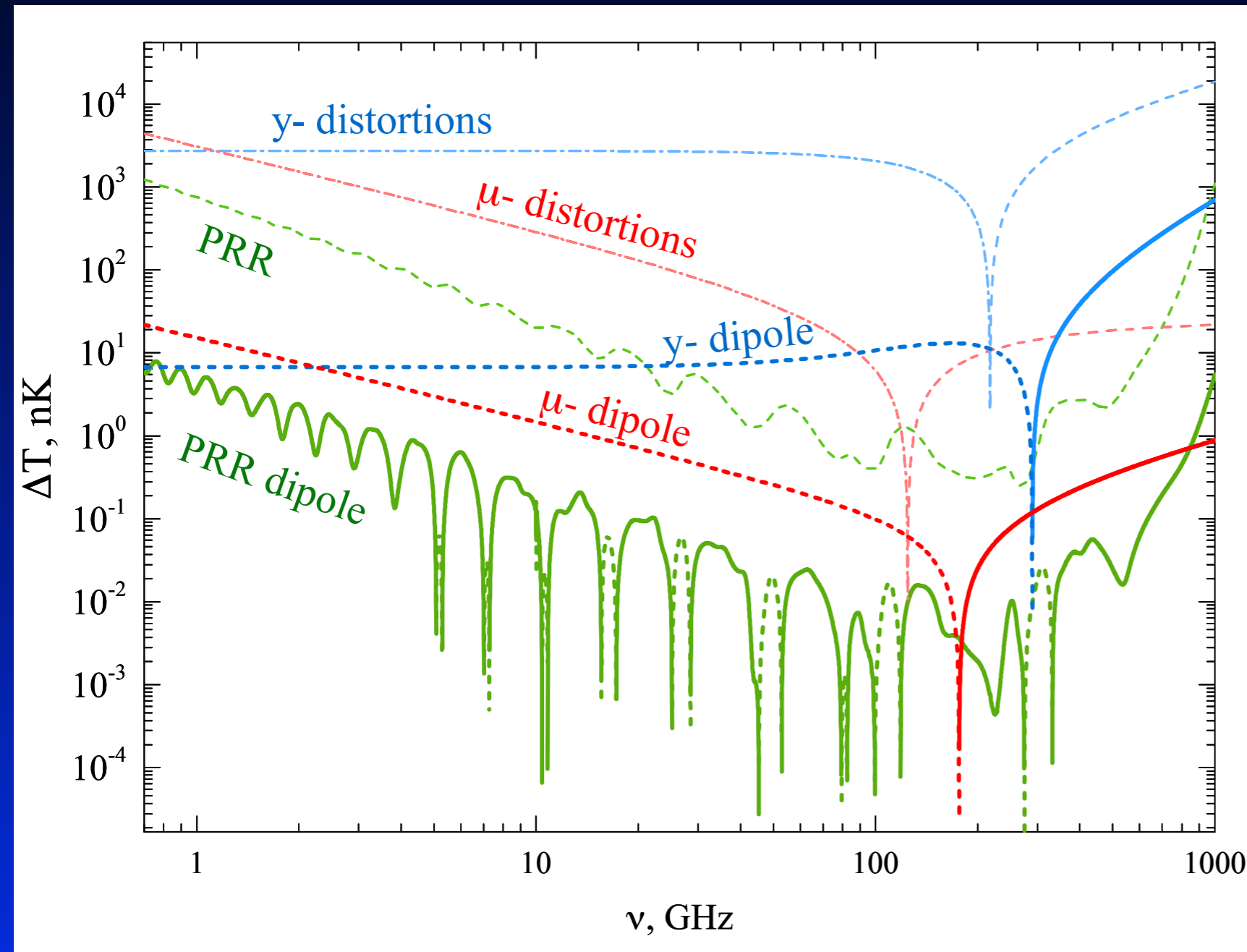
Distortions could shed light on decaying (DM) particles!



Distortions could shed light on decaying (DM) particles!



Spectral distortions of the CMB dipole



- motion with respect to CMB blackbody monopole

⇒ *CMB temperature dipole*

- including primordial distortions of the CMB

⇒ *CMB dipole is distorted*

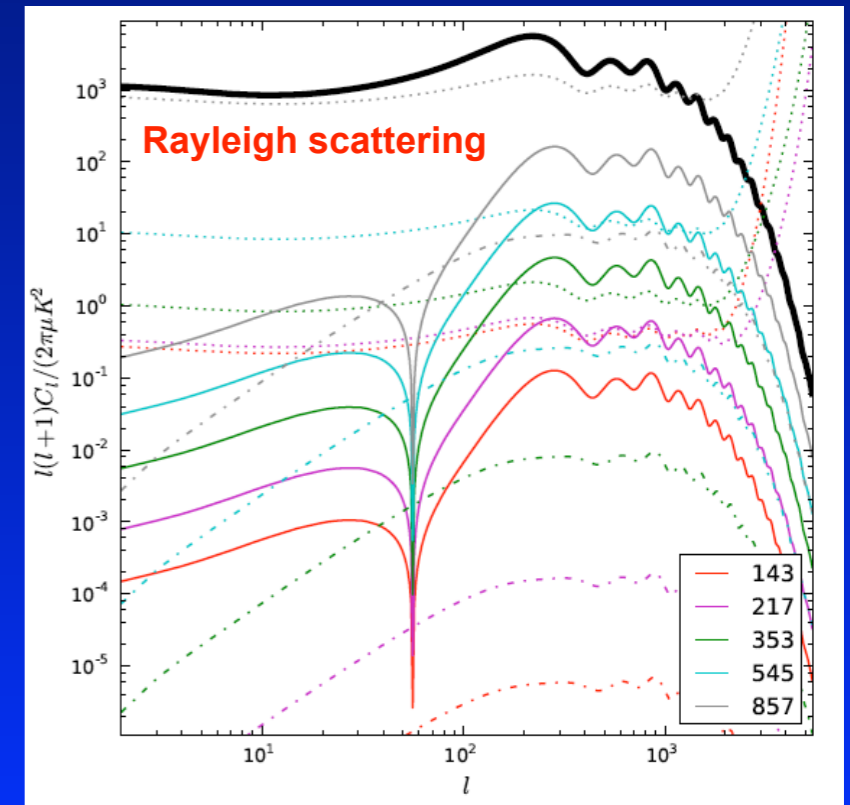
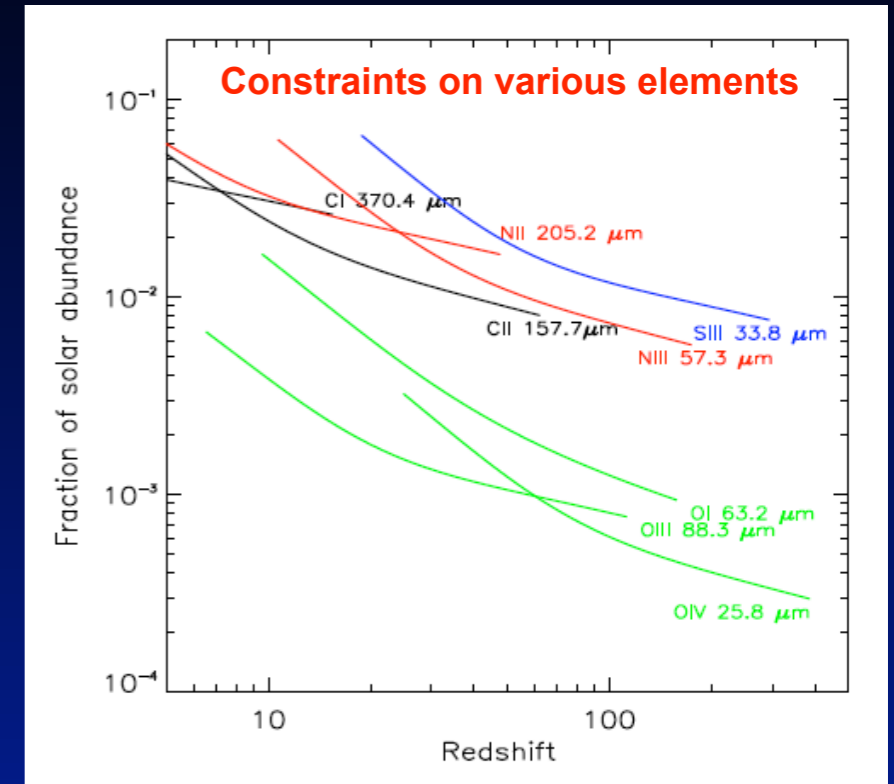
$$\eta_d(\nu, \mathbf{n}) \approx -\nu \partial_\nu \eta_m(\nu) \beta \cos \Theta$$

- spectrum of the dipole is sensitive to the *derivative* of the monopole spectrum
- anisotropy does not need *absolute* calibration but just *inter-channel* calibration
- *but* signal is ~ 1000 times smaller...
- *foregrounds* will also leak into the dipole in this way
- check of *systematics*

Other extremely interesting new signals

- **Scattering signals from the dark ages**
(e.g., Basu et al., 2004; Hernandez-Monteagudo et al., 2007; Schleicher et al., 2009)
 - constrain abundances of chemical elements at high redshift
 - learn about star formation history
- **Rayleigh / HI scattering signals**
(e.g., Yu et al., 2001; Rubino-Martin et al., 2005; Lewis 2013)
 - provides way to constrain recombination history
 - important when asking questions about N_{eff} and Y_p
- **Free-free signals from reionization**
(e.g., Burigana et al. 1995; Trombetti & Burigana, 2013)
 - constrains reionization history
 - depends on clumpiness of the medium

All these effects give spectral-spatial signals, and an absolute spectrometer will help with channel cross calibration!




Foreground problem for CMB spectral distortions

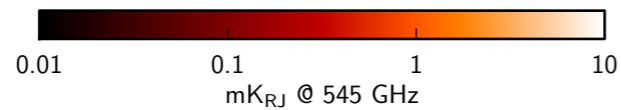
- Distortion signals *quite* small even if spectrally different
- spatially varying foreground signals across the sky
 - Introduces new spectral shapes (*superposition of power-laws, etc.*)
 - Scale-dependent SED
 - Similar problem for B-mode searches
- New foreground parametrization required
 - Moment expansion (JC, Hill & Abitbol, 2017)
- many frequency channels with high sensitivity required
 - PIXIE stands best chance at tackling this problem
- Synergies with CMB imagers have to be exploited
 - Maps of foregrounds can be used to model contributions to average sky-signal
 - absolute calibration (from PIXIE) can be used for calibration of imagers

Some of the foregrounds and their spatial variation

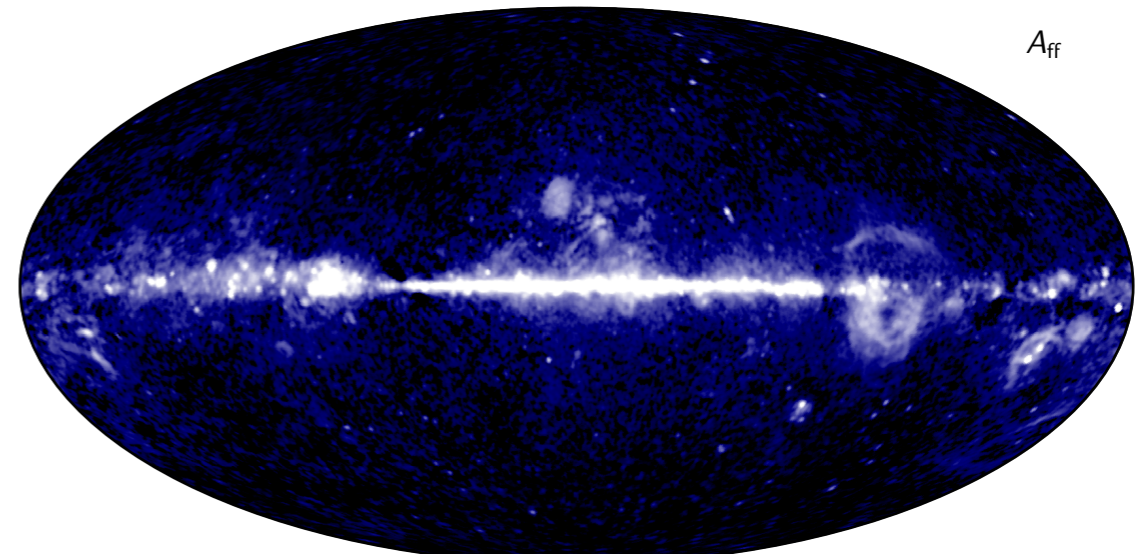
Thermal dust



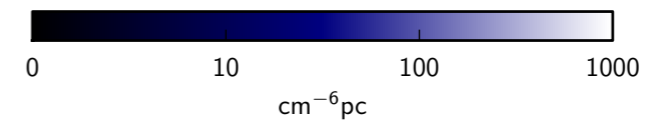
A_d



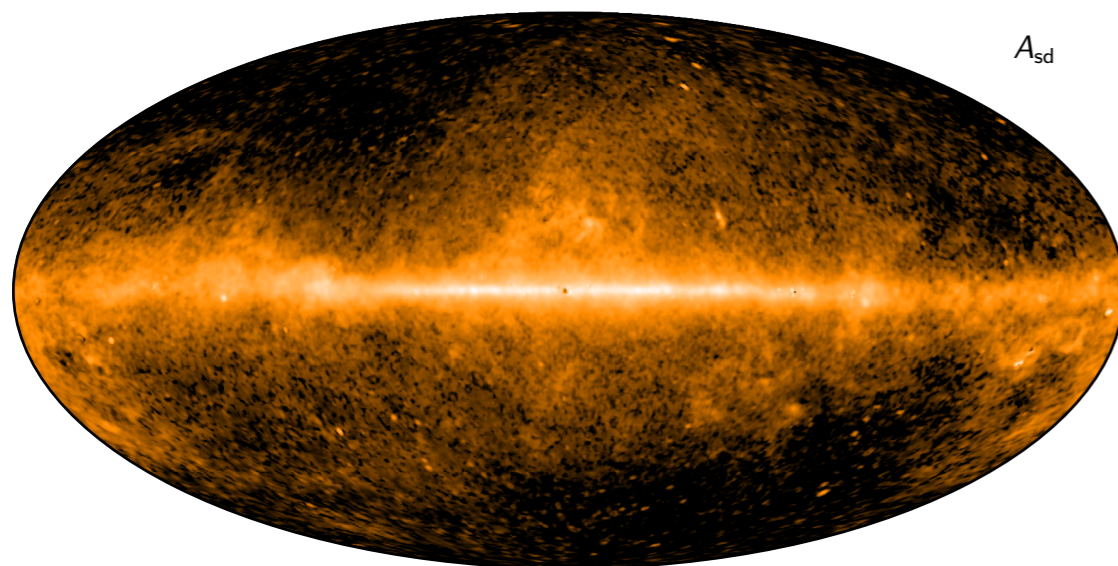
free-free emission



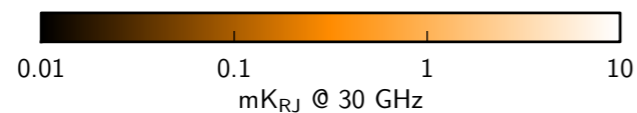
A_{ff}



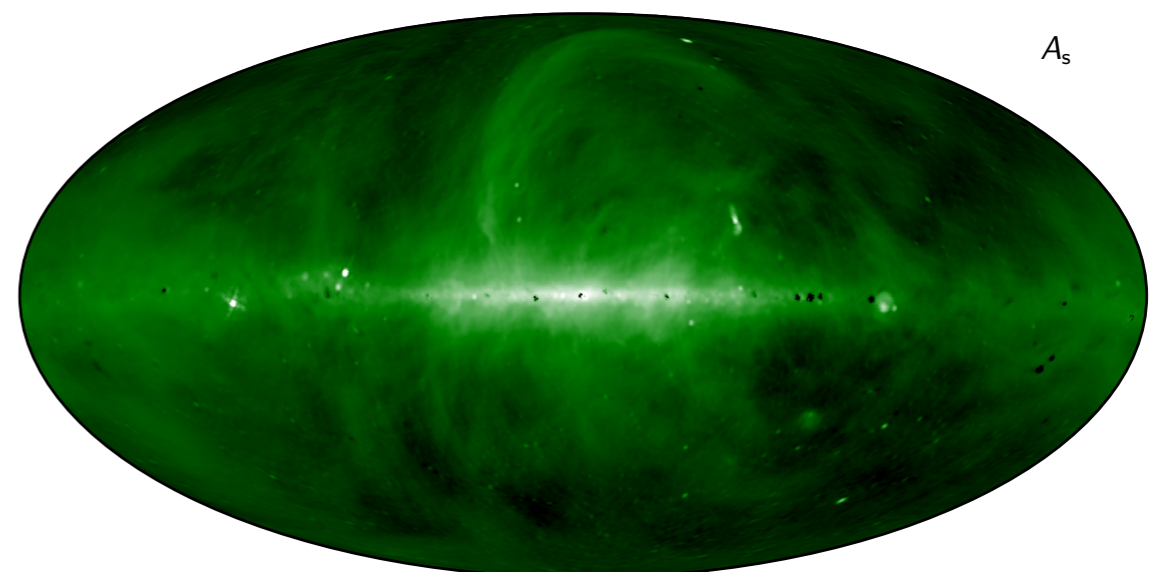
Spinning dust



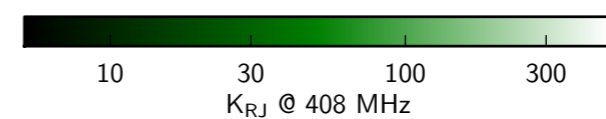
A_{sd}



Synchrotron



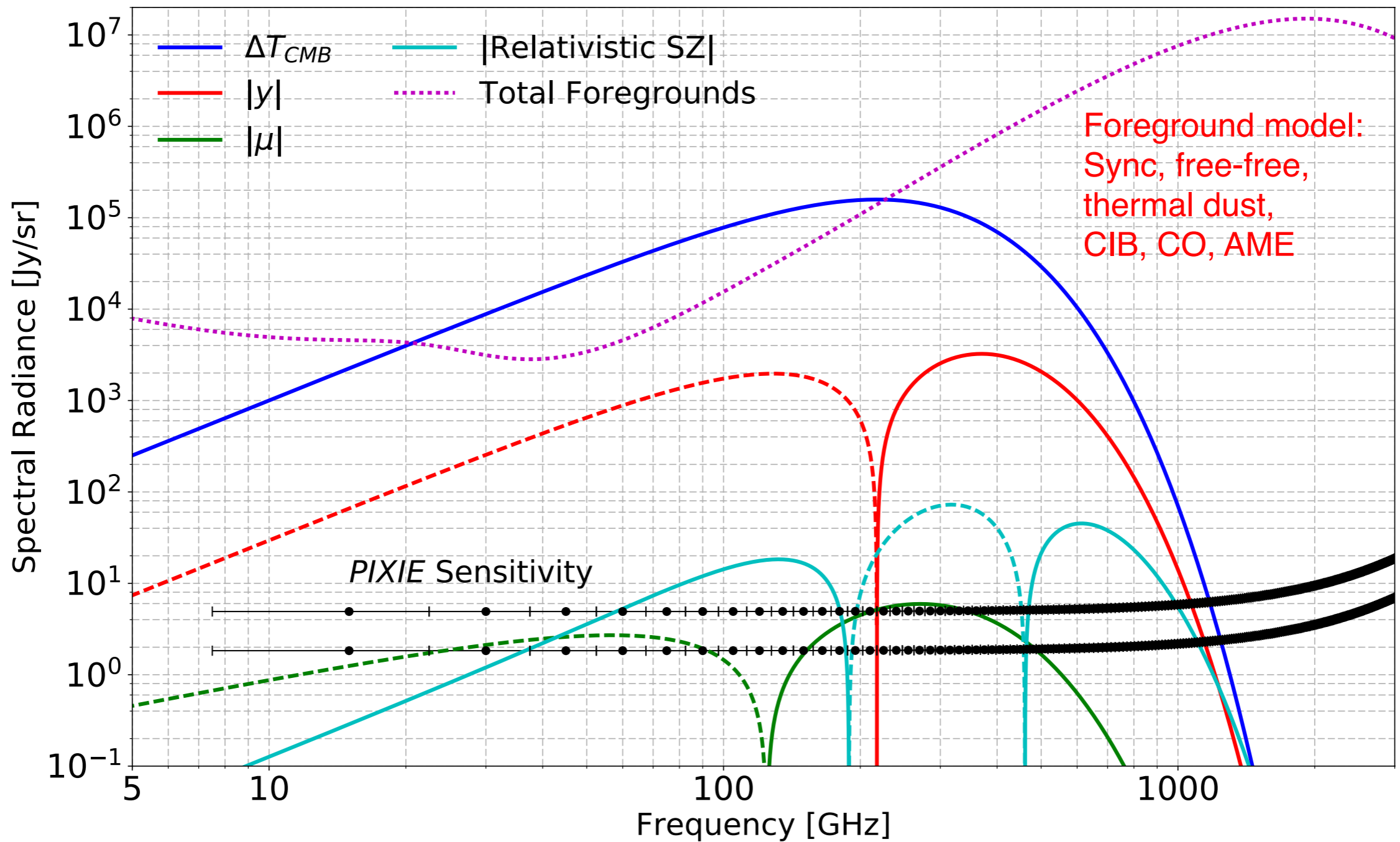
A_s



Foreground problem for CMB spectral distortions

- Distortion signals *quite* small even if spectrally different
- spatially varying foreground signals across the sky
 - Introduces new spectral shapes (*superposition of power-laws, etc.*)
 - Scale-dependent SED
 - Similar problem for B-mode searches
- New foreground parametrization required
 - Moment expansion (JC, Hill & Abitbol, 2017)
- many frequency channels with high sensitivity required
 - PIXIE stands best chance at tackling this problem
- Synergies with CMB imagers have to be exploited
 - Maps of foregrounds can be used to model contributions to average sky-signal
 - absolute calibration (from PIXIE) can be used for calibration of imagers

Comparison of distortion signals with foregrounds



Forecasted sensitivities for PIXIE


Sky Model	CMB (baseline)	CMB	Dust, CO	Sync, FF, AME	Sync, FF, Dust	Dust, CIB, CO	Sync, FF, Dust, CIB	Sync, FF, AME Dust, CIB, CO
# of parameters	4	4	8	9	11	11	14	16
$\sigma_{\Delta_T} [10^{-9}]$	2.3 (52k σ)	0.86 (140k σ)	2.2 (55k σ)	3.9 (31k σ)	9.7 (12k σ)	5.3 (23k σ)	59 (2000 σ)	75 (1600 σ)
$\sigma_y [10^{-9}]$	1.2 (1500 σ)	0.44 (4000 σ)	0.65 (2700 σ)	0.88 (2000 σ)	2.7 (660 σ)	4.8 (370 σ)	12 (150 σ)	14 (130 σ)
$\sigma_{kT_{\text{esZ}}} [10^{-2} \text{ keV}]$	2.9 (42 σ)	1.1 (113 σ)	1.8 (71 σ)	1.3 (96 σ)	4.1 (30 σ)	7.8 (16 σ)	11 (11 σ)	12 (10 σ)
$\sigma_\mu [10^{-8}]$	1.4 (1.4 σ)	0.53 (3.8 σ)	0.55 (3.6 σ)	1.7 (1.2 σ)	2.6 (0.76 σ)	0.75 (2.7 σ)	14 (0.15 σ)	18 (0.11 σ)

Parameter	1% / --	10% / 10%	1% / 1%	none (no μ)	10% / 10% (no μ)	1% / 1% (no μ)
$\sigma_{\Delta_T} [10^{-9}]$	194 (619 σ)	75 (1600 σ)	18 (6500 σ)	17 (7200 σ)	4.4 (27000 σ)	3.7 (33000 σ)
$\sigma_y [10^{-9}]$	32 (55 σ)	14 (130 σ)	5.9 (300 σ)	9.1 (194 σ)	4.6 (380 σ)	4.6 (390 σ)
$\sigma_{kT_{\text{esZ}}} [10^{-2} \text{ keV}]$	23 (5.5 σ)	12 (10 σ)	8.6 (14 σ)	12 (11 σ)	7.9 (16 σ)	7.6 (17 σ)
$\sigma_\mu [10^{-8}]$	47 (0.04 σ)	18 (0.11 σ)	4.7 (0.43 σ)	–	–	–

- Greatly improved limit on μ expected, but a detection of Λ CDM value will be hard
- Measurement of relativistic correction signal very robust even with foregrounds
- Low-frequency measurements from the ground required!

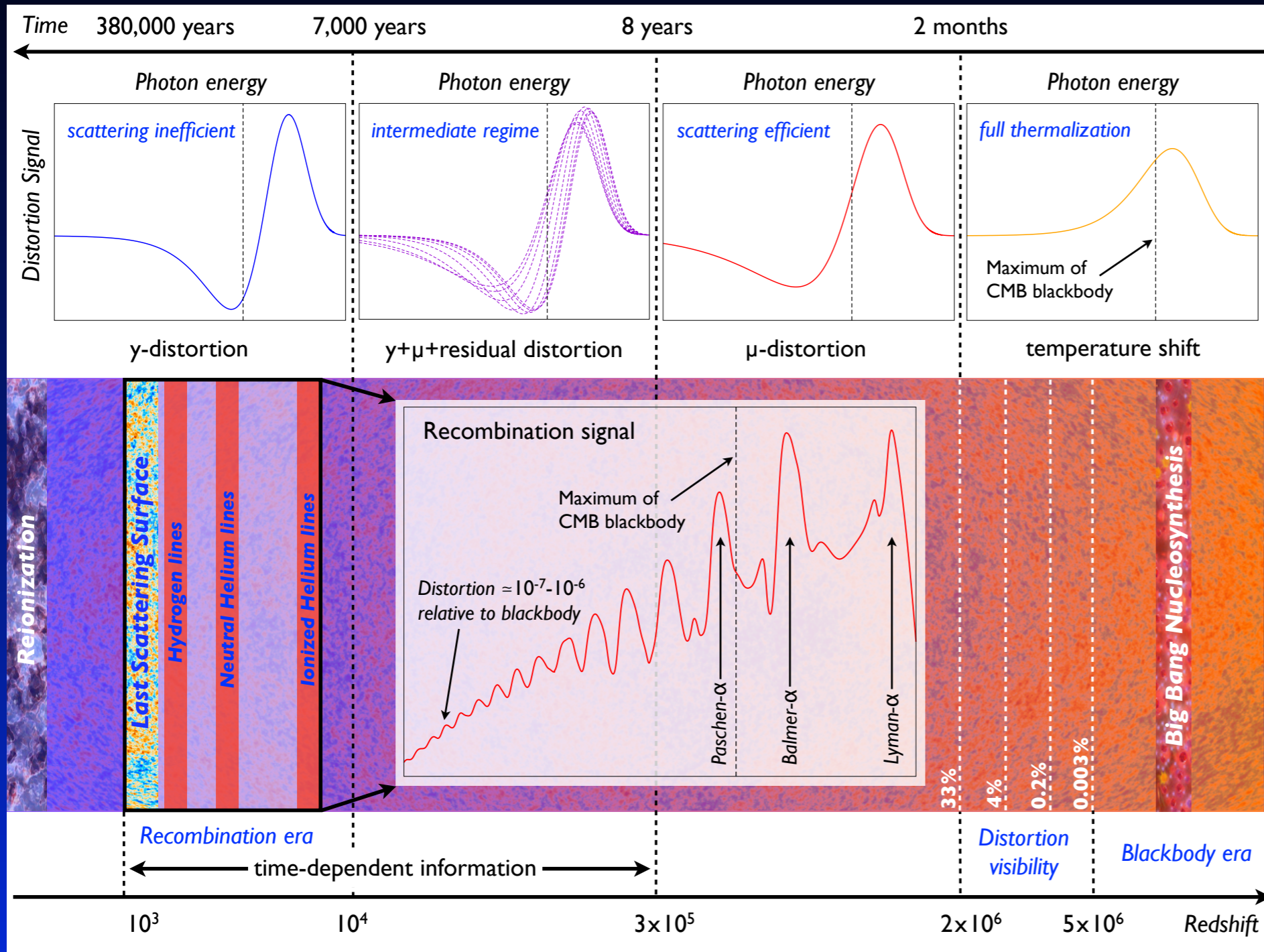
What can CMB spectral distortions add?

- Add a *new dimension* to CMB science
 - probe the thermal history at different stages of the Universe
- *Complementary and independent* information!
 - cosmological parameters from the recombination radiation
 - new/additional test of large-scale anomalies
- Several *guaranteed signals* are expected
 - y-distortion from low redshifts
 - damping signal & recombination radiation
- Test various *inflation* models
 - damping of the small-scale power spectrum
- *Discovery* potential
 - decaying particles and other exotic sources of distortions



All this largely without any competition from the ground!!!

Uniqueness of CMB Spectral Distortion Science



Guaranteed distortion signals in Λ CDM

New tests of inflation and particle/dark matter physics

Signals from the reionization and recombination eras

Huge discovery potential

Complementarity and synergy with CMB anisotropy studies

Chluba & Sunyaev, *MNRAS*, 419, 2012
 Chluba et al., *MNRAS*, 425, 2012
 Silk & Chluba, *Science*, 2014
 Chluba, *MNRAS*, 2016

